

Geophysical Research Letters



RESEARCH LETTER

10.1029/2020GL091540

Key Points:

- Arctic moisture transport is dominated by transient planetary waves in aquaplanet model driven by zonally uniform boundary conditions
- Tropical sea-surface temperature anomalies affect Arctic moisture transport mostly via changes in water vapor
- Localized tropical perturbations alter Arctic moisture transport more than uniform perturbations for cooling but not warming

Supporting Information:

Supporting Information may be found in the online version of this article.

Correspondence to:

E. Dunn-Sigouin,
edu061@uib.no

Citation:

Dunn-Sigouin, E., Li, C., & Kushner, P. J. (2021). Limited influence of localized tropical sea-surface temperatures on moisture transport into the Arctic. *Geophysical Research Letters*, 48, e2020GL091540. <https://doi.org/10.1029/2020GL091540>

Received 3 NOV 2020

Accepted 6 MAR 2021

© 2021. The Authors.

This is an open access article under the terms of the [Creative Commons Attribution License](#), which permits use, distribution and reproduction in any medium, provided the original work is properly cited.

Limited Influence of Localized Tropical Sea-Surface Temperatures on Moisture Transport into the Arctic

Etienne Dunn-Sigouin¹ , Camille Li¹ , and Paul J. Kushner² 

¹Geophysical Institute, University of Bergen, Bjerknes Centre for Climate Research, Bergen, Norway, ²Department of Physics, University of Toronto, Toronto, Ontario, Canada

Abstract Arctic moisture transport is dominated by planetary-scale waves in reanalysis. Planetary waves are influenced by localized Sea-Surface Temperature (SST) features such as the tropical warm pool. Here, an aquaplanet model is used to clarify the link between tropical SST anomalies and Arctic moisture transport. In a zonally uniform setup with no climatological east-west gradients, Arctic moisture transport is dominated by transient planetary waves, as in reanalysis. Warming tropical SSTs by heating the ocean strengthens Arctic moisture transport, mediated mostly by changes in water vapor rather than eddies. This strengthening occurs whether the tropical warming is zonally uniform or localized. Cooling tropical SSTs weakens Arctic moisture transport; however, unlike warming, the pattern matters, with localized cooling producing stronger transport changes owing to nonlinear feedbacks in the surface energy budget. Thus, the simulations show that localized tropical SST anomalies influence Arctic moisture transport differently than uniform anomalies, but only in cooling scenarios.

Plain Language Summary Northward transport of water vapor strongly influences Arctic climate. Most of the transport is accomplished by atmospheric waves with large east-west scale extending around the earth. These waves can be generated by warm ocean waters in the western tropical Pacific. Here, a simplified climate model with an ocean-covered surface is used to clarify the processes linking the tropical ocean and Arctic moisture transport. Arctic transport in the model is accomplished by waves that are similar to observations, suggesting it is a useful tool. Warming the tropical ocean strengthens Arctic transport similarly whether the warming pattern is concentrated in a specific location or spread out equally at all longitudes. The strengthening results mostly from an increase in water vapor arising from an increase in the holding capacity of the atmosphere at warmer temperatures. Cooling the tropical ocean weakens Arctic transport but, unlike warming, cooling concentrated in a specific location weakens the transport more than if it is spread out equally at all longitudes. The different responses arise because ocean temperatures adjust differently to warming vs. cooling. Thus, localized cooling of tropical ocean temperatures appears to be a special case in terms of its influence on moisture transport into the Arctic.

1. Introduction

Poleward atmospheric moisture transport exerts a strong influence on Arctic climate, causing surface warming, sea-ice melt, and ocean freshening (Doyle et al., 2011; Johansson et al., 2017; Kapsch et al., 2013; Liu et al., 2018; Park et al., 2015; Serreze & Barry, 2014; Vihma et al., 2016; Woods & Caballero, 2016). This moisture transport is accomplished by atmospheric waves, of which the planetary-scale waves are critical for Arctic surface impacts (Baggett & Lee, 2015; Graversen & Burtu, 2016; Heiskanen et al., 2020; Lee et al., 2019; Papritz & Dunn-Sigouin, 2020). Planetary wave trains are strongly affected by localized sea-surface temperature (SST) features such as the tropical warm pool, with signals reaching well into the midlatitudes (Ding et al., 2014; Horel & Wallace, 1981; Palmer & Mansfield, 1984). However, how the zonal (east-west) structure of SST anomalies influences Arctic moisture transport remains unclear.

Localized warming of tropical SSTs could enhance Arctic moisture transport by exciting planetary waves. For example, anomalously warm SSTs in the western Pacific warm pool trigger atmospheric convection, resulting in localized diabatic heating and divergent flow aloft, which in turn generates poleward propagating planetary waves (Branstator, 2014; Hoskins & Karoly, 1981; Sardeshmukh & Hoskins, 1988). Planetary waves of this kind are quasi-stationary and have been suggested to transport moisture into the Arctic either directly or indirectly by interacting with transient eddies (Baggett & Lee, 2015, 2017; Baggett et al., 2016;

Goss et al., 2016; Lee, 2014; Lee et al., 2019; Park & Lee, 2019; Yoo et al., 2012). Indeed, subseasonal to decadal variability in warm pool convection has been linked to corresponding variability in Arctic moisture transport and surface temperature in observations (Gong et al., 2017; Lee, 2012; Lee et al., 2011; Yoo et al., 2011).

Warming tropical SSTs could also drive Arctic moisture transport via processes that rely on changes in the zonal-mean state rather than in quasi-stationary planetary waves. For example, localized SST anomalies in the western Pacific produce a zonally uniform atmospheric temperature change in the tropics (Sobel et al., 2001; Yulaeva & Wallace, 1994) that can modify transient eddies and their associated energy transport in the extratropics (L'Heureux & Thompson, 2006; Robinson, 2002; Seager et al., 2003). Tropical atmospheric temperatures are also tightly coupled to water vapor (Trenberth et al., 2005; Wentz & Schabel, 2000), so changes in Arctic moisture transport might be expected to scale with the Clausius-Clapeyron relationship, in a manner similar to other aspects of the climate system under global warming (Held & Soden, 2006; Lorenz & DeWeaver, 2007; Seager et al., 2010).

In addition to how moisture transport changes driven by tropical SST anomalies are communicated to the Arctic, we must also consider that the effects of cooling (e.g., La Niña) may differ from those of warming (e.g., El Niño). For example, cooling produces a larger SST change per unit energy perturbation because, unlike heating, the resulting energy imbalance is not efficiently offset by evaporation (Shin et al., 2017). Cooling also induces changes in surface cloud radiative forcing that amplify the cooling (Shaw et al., 2015). Thus, cooling could more efficiently perturb tropical SSTs than warming, leading to a more pronounced change in the zonal-mean state and a greater change in Arctic moisture transport. Moreover, tropical convection depends sensitively on the absolute value of SST, so equal but opposite SST anomalies could excite different quasi-stationary planetary waves (Hoerling et al., 1997) that result in different Arctic moisture transport.

To elucidate how tropical SSTs affect moisture transport into the Arctic, and which structural features of SST anomaly patterns are most important, we carry out a series of perturbation experiments using a slab-ocean aquaplanet model. The model allows us to clarify the processes governing observed zonally integrated Arctic moisture transport (Section 3.1), as well as the role of localized tropical SST anomalies induced by warming or cooling in driving changes in moisture transport (Section 3.2). This, to our knowledge, provides a novel testbed for isolating the role of tropical SSTs on Arctic moisture transport mediated by planetary waves. The results suggest that an ongoing focus on transient, high-latitude, planetary waves is warranted, and show a concrete but limited influence of localized SST anomalies on zonally integrated Arctic moisture transport arising from tropical cooling (Section 4).

2. Model, Experiments, and Diagnostics

The National Center for Atmospheric Research Community Atmospheric Model version 5 (NCAR CAM5, Neale et al., 2010) is used. The atmosphere has a horizontal resolution of 1° latitude by 1.25° longitude, has 30 vertical hybrid-sigma levels and is coupled to a slab ocean. The control simulation is forced with zonally uniform boundary conditions following the Tropical Rain belts with an Annual Cycle and continent Model Intercomparison Project protocol (TRACMIP, Voigt et al., 2016). Specifically, the model is forced with present-day seasonal and diurnal cycles of insolation and concentrations of greenhouse gases, the slab ocean depth is set to 30 m, sea ice is turned off (SSTs can drop below freezing), zonal-mean ozone is prescribed following Blackburn and Hoskins (2013), and a time-independent ocean heat flux convergence (termed the “Q-flux”) is prescribed to approximate the observed climatological zonal-mean (Equation 3 and Table 2 in Voigt et al. (2016)). The control simulation is spun up for 10 years and the next 40 years are used for analysis. The control and other simulations are compared to ERA-Interim data from 1979 to 2017 (Dee et al., 2011).

We investigate the impact of tropical SSTs on moisture transport into the Arctic by imposing time-independent Q-flux perturbations in the tropics, which generate diabatic heating anomalies and extratropical circulation responses. Experiment L+ imposes a localized Q-flux perturbation centered on the equator with a spatial scale of $\sim 90^\circ$ longitude and 30° latitude (Figure 1a). The exact pattern is taken from Equation 5 in Neale and Hoskins (2000)

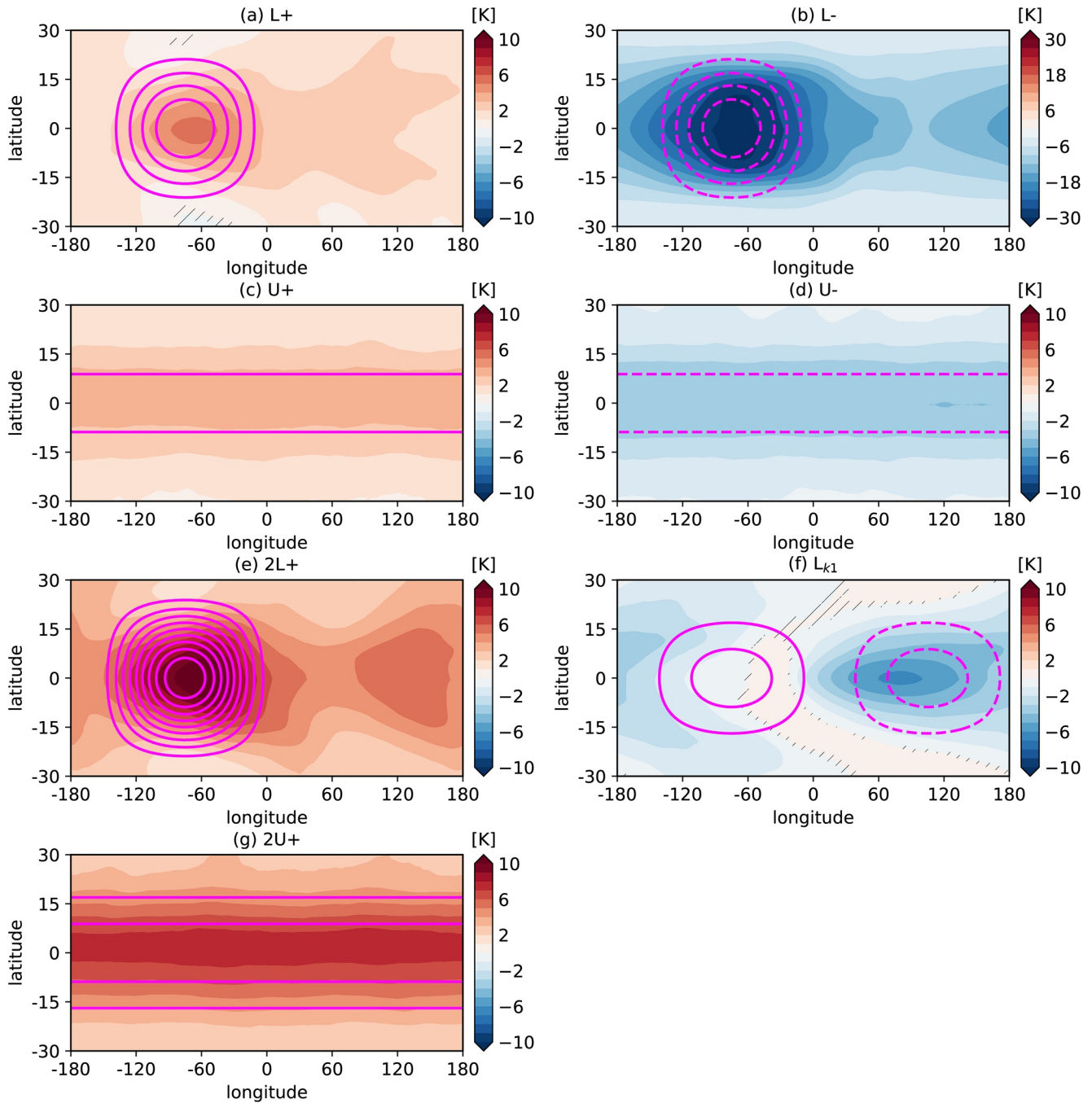


Figure 1. Annual-mean tropical Sea-Surface-Temperature (SST) anomalies defined relative to the control simulation for experiments L+, L-, U+, U-, 2L+, L_{k1} , and 2U+ (see Section 2 for description of the experiments). Purple contours denote Q-flux perturbations imposed in each experiment, with contour interval 30 W m^{-2} and solid lines denoting positive perturbations, and dashed lines denoting negative perturbations. Statistical significance is calculated at the 95% level using a two-tailed student's *t*-test and hatching indicates anomalies that are not statistically significant. Note the different color bar range for experiment L- and that the fields in all experiments are phase shifted westwards by 75° for ease of viewing.

$$Q(\lambda, \phi) = \begin{cases} \chi \cos^2\left(\frac{\pi}{2} \left[\frac{\lambda}{\lambda_d} \right] \right) \cos^2\left(\frac{\pi}{2} \left[\frac{\phi}{\phi_d} \right] \right) & : -\lambda_d < \lambda < \lambda_d, -\phi_d < \phi < \phi_d, \\ 0 & : \text{otherwise} \end{cases}$$

where λ denotes longitude, ϕ denotes latitude, and the spatial extent of the perturbation is set by $\lambda_d = \pi/2$ and $\phi_d = \pi/6$. The magnitude $\chi = 150 \text{ W m}^{-2}$ is chosen to resemble the annual-mean east-west difference in ocean heat flux convergence across the equatorial Pacific in reanalysis. We have confirmed that the results are similar for different choices of the spatial scale λ_d and that the resulting Arctic stationary waves have comparable amplitude to reanalysis (Figures S1 and S2). Experiment U+ imposes a zonally uniform Q-flux perturbation with the same total heat input as in experiment L+, but distributed equally over all longitudes (Figure 1c). Thus, experiments U+ and L+ input identical amounts of globally integrated energy into the slab ocean. Additional experiments are performed where the sign of the Q-flux perturbation is reversed (L-, U-), the magnitude is doubled (2L+, 2U+), and a zonal wave number $k = 1$ pattern with amplitude 75 W m^{-2} is imposed (L_{k1}, Equation 6 in Neale and Hoskins (2000)). The last experiment inputs zero globally integrated energy into the slab ocean. The experiments are branched from the last day of the control simulation, spun up for 10 years and the next 40 years are used for analysis.

Figure 1 shows annual-mean SST anomalies relative to the control simulation (shading) resulting from the Q-flux perturbations (purple contours). The SST warming (cooling) generally follows the pattern of heat input (output) by the Q-flux forcing. However, localized heat removal (Figure 1b) produces stronger SST anomalies than localized heat input (Figure 1a), and dominates the response when both forcings are present (Figure 1f). This asymmetry arises due to nonlinear feedbacks in the surface energy budget (Shaw et al., 2015; Shin et al., 2017) and becomes apparent when the Q-flux perturbations are larger (compare Figures 1a, 1b and 1c, 1d). This asymmetry will be useful for understanding the Arctic moisture transport responses discussed later. The tropical SST responses are communicated to the tropical atmosphere via changes in convection, reflected in changes in vertically integrated diabatic heating (Figure S3). This, in turn, results in the generation or attenuation of quasi-stationary planetary waves (Sardeshmukh & Hoskins, 1988).

These experiments do not include climatological zonal asymmetries from the presence of land and orography and so the resulting changes in Arctic planetary waves and moisture transport should be interpreted with certain caveats in mind. For example, zonal asymmetries can modify the extratropical waveguide and poleward propagation of planetary waves (Simmons et al., 1983; Ting & Sardeshmukh, 1993). Moreover, a given SST anomaly can generate different planetary waves depending on its location relative to a zonally varying background state. This is because the planetary wave source depends on tropical convection, which is sensitive to the absolute value of SST (Hoerling et al., 1997) and the location of this convection relative to the climatological waveguide (Branstator, 2014). Nevertheless, these experiments represent a first step in understanding the link between tropical SST anomalies and Arctic moisture transport.

We diagnose daily vertically and zonally integrated eddy moisture transport as a function of zonal wave number following Graversen and Burtu (2016):

$$\langle [v^* q^*] \rangle = \sum_k \int_0^{2\pi} \int_0^1 M_k q_k d\eta dx,$$

where angled brackets denote the vertical integral, square brackets denote the zonal integral, and stars denote deviations from the zonal integral. The procedure decomposes specific humidity q and mass-flux $M = \frac{v}{g} \frac{dp}{d\eta}$ at each hybrid-sigma vertical level η into zonal wave number components k before multiplying and integrating both zonally and vertically. The decomposition is performed using the mass-flux M instead of the meridional wind v to incorporate the change in pressure per change in model level $\frac{dp}{d\eta}$ which varies in space and time. The eddy moisture transport $\langle [v^* q^*] \rangle$ is obtained by summing over wave numbers $k \geq 1$.

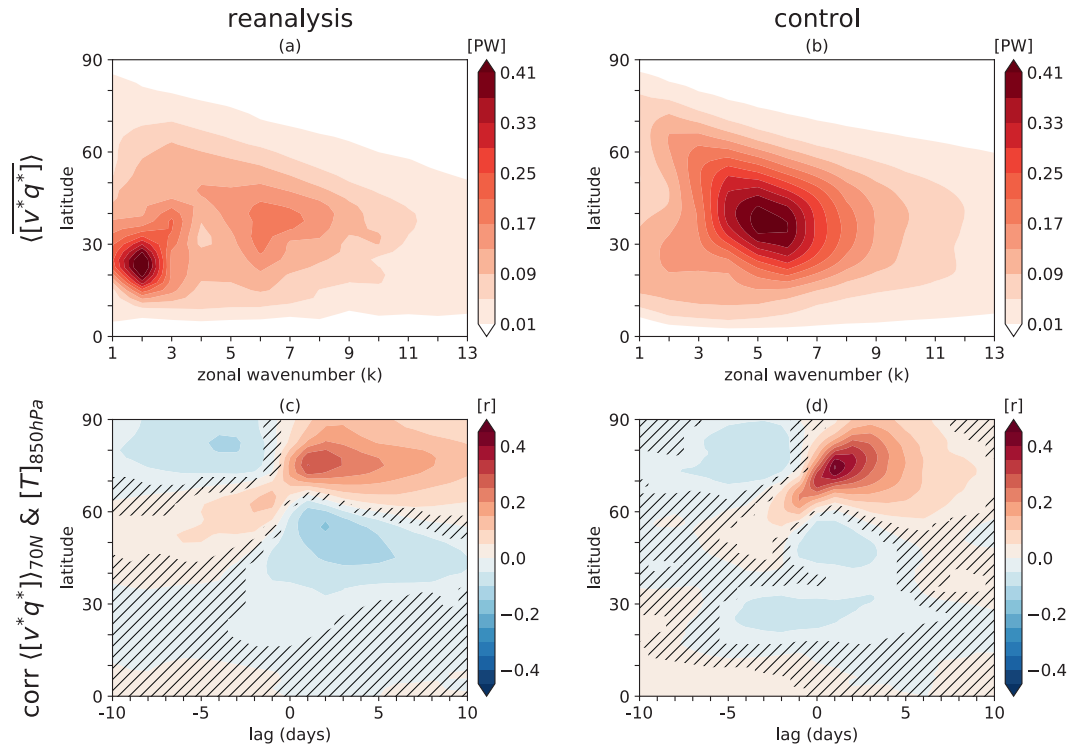


Figure 2. (a, b) Annual-mean vertically and zonally integrated eddy moisture transport as a function of zonal wave number and latitude in (a) reanalysis and (b) the control simulation. The transport is multiplied by the latent heat of vaporization to give PW units. (c, d) Lag correlation between daily anomalies in zonal-mean temperature at 850 hPa and zonally and vertically integrated eddy moisture transport at 70°N as a function of latitude. Anomalies are defined as deviations from the daily-mean seasonal cycle. Statistical significance is calculated at the 99% level with 5,000 bootstrapped time series following the Monte-Carlo approach of Ebisuzaki (1997). Hatching indicates correlations that are not statistically significant. PW, petawatt.

We clarify how tropical SSTs impact Arctic moisture transport by further decomposing the eddy transport into stationary and transient components

$$\langle [v^* q^*] \rangle = \langle [\bar{v}^* \bar{q}^*] \rangle + \langle [v'^* q'^*] \rangle,$$

where overbars denote the time-mean and primes denote deviations from the time-mean. Transient eddy moisture transport $\langle [v'^* q'^*] \rangle$ is calculated as a residual of the eddy $\langle [v^* q^*] \rangle$ and stationary eddy transport $\langle [\bar{v}^* \bar{q}^*] \rangle$, where the latter is calculated using climatological monthly mean M^* and q^* .

3. Results

3.1. Comparing Arctic Moisture Transport in Reanalysis and the Control Simulation

Annual-mean zonally integrated moisture transport in the control simulation is qualitatively similar to reanalysis in the Arctic but differs at lower latitudes (Figures 2a and 2b). In the Arctic, the transport in the control simulation and reanalysis is dominated by transient planetary waves ($k \leq 3$, see also transient vs. stationary moisture transport for reanalysis in Figures 1e and 1f of Lee et al. (2019)). At lower latitudes, moisture transport in the control simulation is dominated by synoptic waves ($k > 3$) whereas both synoptic and planetary waves are important in reanalysis. The differences at lower latitudes arise due to a lack of stationary planetary waves in the control simulation. Moisture transport is generally larger in the control simulation than reanalysis except in the tropics, likely due to more available moisture in the ocean-covered aquaplanet and/or more vigorous eddies.

Poleward moisture transport into the Arctic in the control simulation causes near surface warming similar to reanalysis (Figures 2c and 2d). Lagged correlations between anomalous moisture transport at 70°N and zonal-mean temperature at 850 hPa show that poleward transport events are preceded by weak cold anomalies followed by stronger warm anomalies resulting in net warming over the polar cap. The Arctic warming is primarily associated with moisture transport by planetary waves (Figure S4) and consistent with enhanced downward longwave radiation associated with a stronger water vapor greenhouse effect and stronger cloud radiative forcing (Figure S5).

Overall, we find that zonally integrated Arctic moisture transport and its associated warming impacts are dominated by transient planetary waves in an aquaplanet model driven by zonally uniform boundary conditions. The results reveal the key role of transient, high-latitude, planetary waves in determining Arctic climate in a highly idealized setup, as in reality (Baggett & Lee, 2015; Graversen & Burtu, 2016; Heiskanen et al., 2020; Lee et al., 2019; Papritz & Dunn-Sigouin, 2020). Thus, we consider the aquaplanet model a useful framework for investigating how tropical SST perturbations affect zonally integrated Arctic moisture transport mediated by planetary waves.

3.2. Clarifying How Tropical SSTs Impact Arctic Moisture Transport

Warming tropical SSTs by heating the tropical ocean gives rise to strengthened moisture transport into the Arctic. But notably, in our simulations, zonally uniform and zonally localized heating result in a similar strengthening. Figures 3a and 3b show the percent change (shading) from the control simulation (gray contours) of annual-averaged moisture transport in experiments L+ (localized warming) and U+ (uniform warming). Moisture transport is generally stronger at all latitudes, with larger increases in the tropics. Assuming a purely thermodynamic response following the Clausius-Clapeyron relationship, larger tropical changes can arise either from a uniform temperature change, yielding greater water vapor increases for warmer background temperatures, or from a change in the gradient of temperature, yielding greater water vapor increases where the heating is applied. For the same total energy input, both experiments show a 15–20% increase in Arctic moisture transport. The increase is primarily due to stronger transport by transient eddies (compare black and gray circles in Figure 3c), even in experiment L+ where the heating creates locally warm SSTs reminiscent of the tropical warm pool (Figure 1a). Similar but larger increases in Arctic moisture transport occur when doubling the magnitude of the warming (40–50%, experiments 2L+ and 2U+ in Figure 3c).

The stronger eddy transport is consistent with changes in water vapor rather than changes in the eddies themselves (Figure 3c). Blue circles show the percent change in lower-tropospheric water vapor while red circles show changes arising from eddy strength, quantified using the zonal-mean root-mean-square of meridional wind at 850 hPa. The increase in Arctic moisture transport is consistent with an increase in lower-tropospheric water vapor (compare black and blue circles for all experiments), in agreement with Clausius-Clapeyron scaling (green circles) obtained by multiplying the temperature change at 70°N and 850 hPa in each experiment with 7.3%/K calculated from the control simulation (Equations 1 and 2 in Held and Soden (2006)). Increases in total (stationary plus transient) eddy strength are small in comparison (red circles), as are increases in transient eddy strength (pink circles). These results point to thermodynamic rather than dynamic processes dominating the response of zonally integrated Arctic moisture transport to tropical SST perturbations, whether the perturbations are zonally localized or not.

Cooling tropical SSTs weakens Arctic moisture transport; however, unlike in the warming case, it matters whether the perturbation is zonally localized or zonally uniform (Figure 3c). For the same zonally integrated energy output, the Q-flux perturbation in experiment U− (uniform cooling) reduces Arctic moisture transport by 15–20% while that in experiment L− (localized cooling) reduces the transport by 40–45% (black circles). The asymmetry is consistent with nonlinearity in the surface energy budget response, which is larger for the strong localized cooling in experiment L− (Figures 1b and 1d). Indeed, although not shown here, the simulations exhibit different responses in surface evaporation and cloud radiative forcing, leading to different SST responses. Thus, reductions in Arctic moisture transport due to tropical cooling are most likely sensitive to differences in the water vapor response to different cooling patterns.

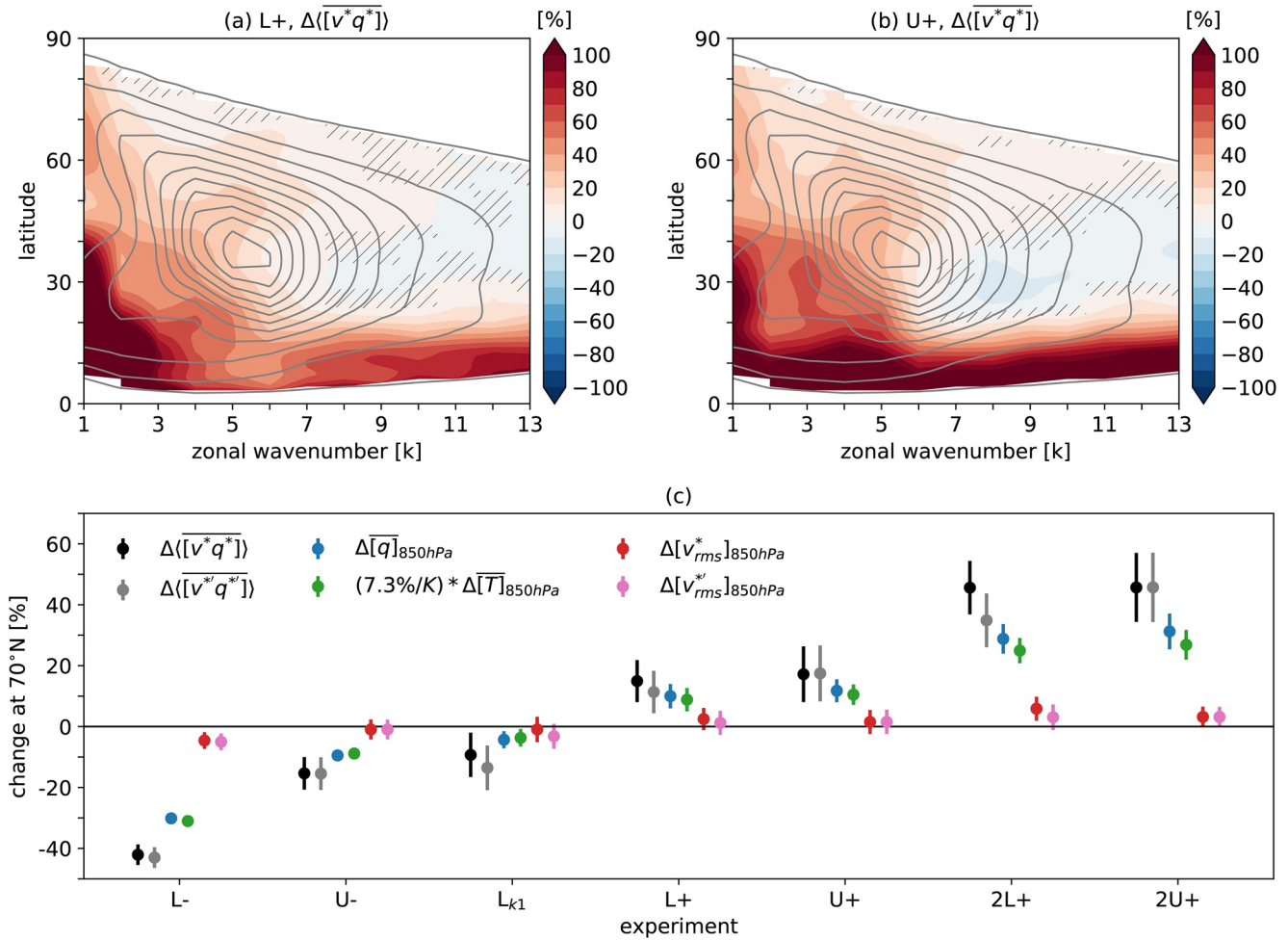


Figure 3. (a, b) Annual-mean vertically and zonally integrated eddy moisture transport as a function of zonal wave number and latitude for the control simulation (contours) and percentage change from control for the L+ (local warming) and U+ (uniform warming) experiments (shading). Control contour interval is 0.04 PW starting at 0.01 PW and the percent change is shown where the climatology is greater than 0.01 PW. Statistical significance is calculated at the 95% level using a two-tailed student's *t*-test and percent changes that are not statistically significant are hatched. (c) Percentage change from control of the following annual-mean variables at 70°N for all warming (+) and cooling (–) experiments: (black) vertically and zonally integrated eddy moisture transport, (gray) vertically and zonally integrated transient eddy moisture transport, (blue) zonal-mean specific humidity at 850 hPa, (red) zonal-mean root-mean-square eddy meridional wind at 850 hPa, and (pink) zonal-mean root-mean square transient eddy meridional wind at 850 hPa. Green circles show the moisture transport change estimated from Clausius-Clapeyron scaling: zonal-mean temperature change in each experiment multiplied by 7.3%/K calculated from the control simulation (Equations 1 and 2 in Held and Soden (2006)). Error bars denote the 95% interannual uncertainty range. The experiments are ordered by increasing temperature change at 70°N from left to right. PW, petawatt.

While thermodynamic changes in Arctic moisture transport are most important, they can be opposed by dynamic changes. Applying a Q-flux perturbation with heat input over half the tropical band and heat removal over the other half (experiment L_{k1}, where *k1* indicates a zonal wave number-1 pattern) results in mostly colder SSTs (experiment L_{k1}, Figure 1f), and correspondingly, reduced water vapor and a thermodynamic weakening of Arctic moisture transport by transient eddies (blue and gray circles in Figure 3c). However, the weakening of total eddy moisture transport is relatively smaller (compare black and gray circles in Figure 3c), implying a dynamic strengthening in stationary eddy moisture transport, likely arising from planetary waves generated in the tropics. Strengthened stationary eddies also partly compensate weakened transient eddies, resulting in a near zero change in total eddy strength (compare red and pink circles in Figure 3c).

In summary, these aquaplanet simulations show that localized tropical SST anomalies can influence Arctic moisture transport more than zonally uniform SST anomalies, but only in the case of cooling relative to a

zonally uniform background state. The transport responses are consistent with thermodynamic changes in water vapor resulting from zonal-mean atmospheric temperature changes. Dynamic changes in stationary eddy transport, likely induced by planetary waves excited in the tropics, can partly enhance or oppose these thermodynamic changes, depending on the exact nature of the tropical perturbation. Similar results are also found for the extended November to March winter season (Figure S6).

4. Concluding Remarks

This study clarifies how tropical SST anomalies affect zonally integrated Arctic moisture transport in an aquaplanet model. We find that warming tropical SSTs strengthens Arctic moisture transport, and the response is similar whether the warming pattern is zonally uniform or localized (Figures 3a and 3b). However, localized cooling weakens the transport more than zonally uniform cooling (Figure 3c). The differences arise due to nonlinearity in the tropical surface energy budget response to warming vs. cooling (Figures 1a and 1b). Thus, the simulations show that localized tropical SST anomalies influence Arctic moisture transport differently than uniform SST anomalies, but only in cooling scenarios.

The results help clarify the processes by which the tropics influence zonally integrated moisture transport into the Arctic. Thermodynamic processes involving changes in zonal-mean atmospheric temperature and water vapor are most important (Figure 3c), as for responses to climate change (Held & Soden, 2006; Lorenz & DeWeaver, 2007; Seager et al., 2010). Dynamic processes involving eddy changes (Baggett & Lee, 2015; Lee et al., 2011; Robinson, 2002; Seager et al., 2003) play a secondary role, acting to enhance or oppose thermodynamic processes, depending on the exact nature of the tropical perturbation. The relative importance of these processes in the real world is difficult to address directly using our results, however, because of the simplified model configuration (in particular, the lack of stationary waves in our control simulation). Moreover, dynamic processes could be more important for local rather than zonally integrated transport similar to climate change (Seager et al., 2014; Simpson et al., 2016; Wills et al., 2016), and strong nonlinearity in the surface energy budget (Shaw et al., 2015; Shin et al., 2017), of the kind shown in response to SST cooling (Figures 1b and 1d), could be model dependent. Further work is needed to investigate the processes linking tropical SST anomalies and Arctic moisture transport in more complex and varied model configurations.

The results reveal the key role of transient, high-latitude, planetary waves in mediating zonally integrated Arctic moisture transport in an idealized model (Figure 2), as in reality (Baggett & Lee, 2015; Graversen & Burtu, 2016; Heiskanen et al., 2020; Lee et al., 2019; Papritz & Dunn-Sigouin, 2020). Observations further suggest that planetary-scale blocking patterns help steer moisture-laden synoptic weather systems into the Arctic (Papritz & Dunn-Sigouin, 2020; Ruggieri et al., 2020; Woods et al., 2013). Using our idealized model to relate weather systems with Arctic moisture transport could clarify the role of interactions between synoptic and planetary scales.

Data Availability Statement

ECMWF and NCAR are acknowledged for providing free access to ERA-Interim reanalysis data (<https://www.ecmwf.int/en/forecasts/datasets/reanalysis-datasets/era-interim>) and the CAM5 model (http://www.cesm.ucar.edu/models/cesm2/release_download.html). Materials to produce the results of this paper are provided on Github (<https://github.com/edunnsigouin/ds21grl>).

Acknowledgments

The authors thank Tim Woollings for helpful discussions, Ingo Bethke for help in setting up the model, and Julius Busecke for advice on how to publish reproducible research and organize the github repository associated with this project. This work was supported by the Research Council of Norway grants Dynamite 255027, Nansen Legacy 276730, and visiting fellowship 287930. Sigma2 and the Bjerknes Prediction Unit are acknowledged for providing computing and storage facilities under projects NS9625K and NS9039K.

References

- Baggett, C., & Lee, S. (2015). Arctic warming induced by tropically forced tapping of available potential energy and the role of the planetary-scale waves. *Journal of the Atmospheric Sciences*, 72(4), 1562–1568. <https://doi.org/10.1175/jas-d-14-0334.1>
- Baggett, C., & Lee, S. (2017). An identification of the mechanisms that lead to arctic warming during planetary-scale and synoptic-scale wave life cycles. *Journal of the Atmospheric Sciences*, 74(6), 1859–1877. <https://doi.org/10.1175/jas-d-16-0156.1>
- Baggett, C., Lee, S., & Feldstein, S. (2016). An investigation of the presence of atmospheric rivers over the north pacific during planetary-scale wave life cycles and their role in arctic warming. *Journal of the Atmospheric Sciences*, 73(11), 4329–4347. <https://doi.org/10.1175/jas-d-16-0033.1>
- Blackburn, M., & Hoskins, B. J. (2013). Context and aims of the aqua-planet experiment. *Journal of the Meteorological Society of Japan*, 91A, 1–15. <https://doi.org/10.2151/jmsj.2013-A01>
- Branstator, G. (2014). Long-lived response of the midlatitude circulation and storm tracks to pulses of tropical heating. *Journal of Climate*, 27(23), 8809–8826. <https://doi.org/10.1175/jcli-d-14-00312.1>

- Dee, D. P., Uppala, S. M., Simmons, A. J., Berrisford, P., Poli, P., Kobayashi, S., et al. (2011). The ERA-Interim reanalysis: Configuration and performance of the data assimilation system. *Quarterly Journal of the Royal Meteorological Society*, *137*(656), 553–597. <https://doi.org/10.1002/qj.828>
- Ding, Q., Wallace, J. M., Battisti, D. S., Steig, E. J., Gallant, A. J. E., Kim, H.-J., & Geng, L. (2014). Tropical forcing of the recent rapid arctic warming in northeastern Canada and Greenland. *Nature*, *509*(7499), 209–212. <https://doi.org/10.1038/nature13260>
- Doyle, J. G., Lesins, G., Thackray, C. P., Perro, C., Nott, G. J., Duck, T. J., et al. (2011). Water vapor intrusions into the high arctic during winter. *Geophysical Research Letters*, *38*, L12806. <https://doi.org/10.1029/2011GL047493>
- Ebisuzaki, W. (1997). A method to estimate the statistical significance of a correlation when the data are serially correlated. *Journal of Climate*, *10*(9), 2147–2153.
- Gong, T., Feldstein, S., & Lee, S. (2017). The role of downward infrared radiation in the recent arctic winter warming trend. *Journal of Climate*, *30*(13), 4937–4949. <https://doi.org/10.1175/jcli-d-16-0180.1>
- Goss, M., Feldstein, S. B., & Lee, S. (2016). Stationary wave interference and its relation to tropical convection and arctic warming. *Journal of Climate*, *29*(4), 1369–1389. <https://doi.org/10.1175/jcli-d-15-0267.1>
- Graversen, R. G., & Burtu, M. (2016). Arctic amplification enhanced by latent energy transport of atmospheric planetary waves. *Quarterly Journal of the Royal Meteorological Society*, *142*(698), 2046–2054. <https://doi.org/10.1002/qj.2802>
- Heiskanen, T., Graversen, R. G., Rydsaa, J. H., & Isachsen, P. E. (2020). Comparing wavelet and Fourier perspectives on the decomposition of meridional energy transport into synoptic and planetary components. *Quarterly Journal of the Royal Meteorological Society*, *146*, 2717–2730. <https://doi.org/10.1002/qj.3813>
- Held, I. M., & Soden, B. J. (2006). Robust responses of the hydrological cycle to global warming. *Journal of Climate*, *19*(21), 5686–5699. <https://doi.org/10.1175/jcli3990.1>
- Hoerling, M. P., Kumar, A., & Zhong, M. (1997). El Niño, La Niña, and the nonlinearity of their teleconnections. *Journal of Climate*, *10*(8), 1769–1786. [https://doi.org/10.1175/1520-0442\(1997\)010<1769:enolna>2.0.co;2](https://doi.org/10.1175/1520-0442(1997)010<1769:enolna>2.0.co;2)
- Horel, J. D., & Wallace, J. M. (1981). Planetary-scale atmospheric phenomena associated with the southern oscillation. *Monthly Weather Review*, *109*(4), 813–829. [https://doi.org/10.1175/1520-0493\(1981\)109<0813:psapaw>2.0.co;2](https://doi.org/10.1175/1520-0493(1981)109<0813:psapaw>2.0.co;2)
- Hoskins, B. J., & Karoly, D. J. (1981). The steady linear response of a spherical atmosphere to thermal and orographic forcing. *Journal of the Atmospheric Sciences*, *38*(6), 1179–1196. [https://doi.org/10.1175/1520-0469\(1981\)038<1179:tslroa>2.0.co;2](https://doi.org/10.1175/1520-0469(1981)038<1179:tslroa>2.0.co;2)
- Johansson, E., Devasthale, A., Tjernström, M., Ekman, A. M. L., & L'Ecuyer, T. (2017). Response of the lower troposphere to moisture intrusions into the arctic. *Geophysical Research Letters*, *44*, 2527–2536. <https://doi.org/10.1002/2017GL072687>
- Kapsch, M.-L., Graversen, R. G., & Tjernström, M. (2013). Springtime atmospheric energy transport and the control of arctic summer sea-ice extent. *Nature Climate Change*, *3*(8), 744–748. <https://doi.org/10.1038/nclimate1884>
- Lee, S. (2012). Testing of the tropically excited arctic warming mechanism (TEAM) with traditional El Niño and La Niña. *Journal of Climate*, *25*(12), 4015–4022. <https://doi.org/10.1175/jcli-d-12-00055.1>
- Lee, S. (2014). A theory for polar amplification from a general circulation perspective. *Asia-Pacific Journal of Atmospheric Sciences*, *50*(1), 31–43. <https://doi.org/10.1007/s13143-014-0024-7>
- Lee, S., Gong, T., Johnson, N., Feldstein, S. B., & Pollard, D. (2011). On the possible link between tropical convection and the northern hemisphere arctic surface air temperature change between 1958 and 2001. *Journal of Climate*, *24*(16), 4350–4367. <https://doi.org/10.1175/2011jcli4003.1>
- Lee, S., Woods, C., & Caballero, R. (2019). Relation between arctic moisture flux and tropical temperature biases in CMIP5 simulations and its fingerprint in RCP8.5 projections. *Geophysical Research Letters*, *46*, 1088–1096. <https://doi.org/10.1029/2018GL080562>
- L'Heureux, M. L., & Thompson, D. W. (2006). Observed relationships between the El Niño–southern oscillation and the extratropical zonal-mean circulation. *Journal of Climate*, *19*(2), 276–287.
- Liu, Y., Key, J. R., Vavrus, S., & Woods, C. (2018). Time evolution of the cloud response to moisture intrusions into the arctic during winter. *Journal of Climate*, *31*(22), 9389–9405. <https://doi.org/10.1175/jcli-d-17-0896.1>
- Lorenz, D. J., & DeWeaver, E. T. (2007). The response of the extratropical hydrological cycle to global warming. *Journal of Climate*, *20*(14), 3470–3484. <https://doi.org/10.1175/jcli4192.1>
- Neale, R. B., Chen, C.-C., Gettelman, A., Lauritzen, P. H., Park, S., Williamson, D. L., et al. (2010). Description of the NCAR community atmosphere model (CAM 5.0). *NCAR Tech. Note NCAR/TN-486+STR*, *1*(1), 1–12.
- Neale, R., & Hoskins, B. J. (2000). A standard test for AGCMs including their physical parametrizations: I: The proposal. *Atmospheric Science Letters*, *1*(2), 101–107. <https://doi.org/10.1006/asle.2000.002210.1006/asle.2000.0019>
- Palmer, T. N., & Mansfield, D. A. (1984). Response of two atmospheric general circulation models to sea-surface temperature anomalies in the tropical east and west pacific. *Nature*, *310*(5977), 483–485. <https://doi.org/10.1038/310483a0>
- Papritz, L., & Dunn-Sigouin, E. (2020). What configuration of the atmospheric circulation drives extreme net and total moisture transport into the arctic. *Geophysical Research Letters*, *47*, e2020GL089769. <https://doi.org/10.1029/2020GL089769>
- Park, H.-S., Lee, S., Kosaka, Y., Son, S.-W., & Kim, S.-W. (2015). The impact of arctic winter infrared radiation on early summer sea ice. *Journal of Climate*, *28*(15), 6281–6296. <https://doi.org/10.1175/jcli-d-14-00773.1>
- Park, M., & Lee, S. (2019). Relationship between tropical and extratropical diabatic heating and their impact on stationary-transient wave interference. *Journal of the Atmospheric Sciences*, *76*(9), 2617–2633. <https://doi.org/10.1175/jas-d-18-0371.1>
- Robinson, W. A. (2002). On the midlatitude thermal response to tropical warmth. *Geophysical Research Letters*, *29*(8), 1190. <https://doi.org/10.1029/2001GL014158>
- Ruggieri, P., Alvarez-Castro, M. C., Athanasiadis, P., Bellucci, A., Materia, S., & Gualdi, S. (2020). North Atlantic circulation regimes and heat transport by synoptic eddies. *Journal of Climate*, *33*(11), 4769–4785. <https://doi.org/10.1175/JCLI-D-19-0498.1>
- Sardeshmukh, P. D., & Hoskins, B. J. (1988). The generation of global rotational flow by steady idealized tropical divergence. *Journal of the Atmospheric Sciences*, *45*(7), 1228–1251. [https://doi.org/10.1175/1520-0469\(1988\)045<1228:tgogrf>2.0.co;2](https://doi.org/10.1175/1520-0469(1988)045<1228:tgogrf>2.0.co;2)
- Seager, R., Harnik, N., Kushnir, Y., Robinson, W., & Miller, J. (2003). Mechanisms of hemispherically symmetric climate variability. *Journal of Climate*, *16*(18), 2960–2978. [https://doi.org/10.1175/1520-0442\(2003\)016<2960:mohscv>2.0.co;2](https://doi.org/10.1175/1520-0442(2003)016<2960:mohscv>2.0.co;2)
- Seager, R., Liu, H., Henderson, N., Simpson, I., Kelley, C., Shaw, T., et al. (2014). Causes of increasing aridification of the Mediterranean region in response to rising greenhouse gases. *Journal of Climate*, *27*(12), 4655–4676. <https://doi.org/10.1175/jcli-d-13-00446.1>
- Seager, R., Naik, N., & Vecchi, G. A. (2010). Thermodynamic and dynamic mechanisms for large-scale changes in the hydrological cycle in response to global warming. *Journal of Climate*, *23*(17), 4651–4668. <https://doi.org/10.1175/2010jcli3655.1>
- Serreze, M. C., & Barry, R. G. (2014). *The arctic climate system*. Cambridge, UK: Cambridge University Press.
- Shaw, T. A., Voigt, A., Kang, S. M., & Seo, J. (2015). Response of the intertropical convergence zone to zonally asymmetric subtropical surface forcings. *Geophysical Research Letters*, *42*, 9961–9969. <https://doi.org/10.1002/2015GL066027>

- Shin, Y., Kang, S. M., & Watanabe, M. (2017). Dependence of arctic climate on the latitudinal position of stationary waves and to high-latitudes surface warming. *Climate Dynamics*, *49*(11–12), 3753–3763. <https://doi.org/10.1007/s00382-017-3543-y>
- Simmons, A. J., Wallace, J. M., & Branstator, G. W. (1983). Barotropic wave propagation and instability, and atmospheric teleconnection patterns. *Journal of the Atmospheric Sciences*, *40*(6), 1363–1392. [https://doi.org/10.1175/1520-0469\(1983\)040%E2%9F%A81363:BWPAIA%E2%9F%A92.0.CO;2](https://doi.org/10.1175/1520-0469(1983)040%E2%9F%A81363:BWPAIA%E2%9F%A92.0.CO;2)
- Simpson, I. R., Seager, R., Ting, M., & Shaw, T. A. (2016). Causes of change in northern hemisphere winter meridional winds and regional hydroclimate. *Nature Climate Change*, *6*(1), 65–70. <https://doi.org/10.1038/nclimate2783>
- Sobel, A. H., Nilsson, J., & Polvani, L. M. (2001). The weak temperature gradient approximation and balanced tropical moisture waves. *Journal of the Atmospheric Sciences*, *58*(23), 3650–3665. [https://doi.org/10.1175/1520-0469\(2001\)058<3650:twtgaa>2.0.co;2](https://doi.org/10.1175/1520-0469(2001)058<3650:twtgaa>2.0.co;2)
- Ting, M., & Sardeshmukh, P. D. (1993). Factors determining the extratropical response to equatorial diabatic heating anomalies. *Journal of the Atmospheric Sciences*, *50*(6), 907–918. [https://doi.org/10.1175/1520-0469\(1993\)050%E2%9F%A80907:FDTERT%E2%9F%A92.0.CO;2](https://doi.org/10.1175/1520-0469(1993)050%E2%9F%A80907:FDTERT%E2%9F%A92.0.CO;2)
- Trenberth, K. E., Fasullo, J., & Smith, L. (2005). Trends and variability in column-integrated atmospheric water vapor. *Climate Dynamics*, *24*(7–8), 741–758. <https://doi.org/10.1007/s00382-005-0017-4>
- Vihma, T., Screen, J., Tjernström, M., Newton, B., Zhang, X., Popova, V., et al. (2016). The atmospheric role in the arctic water cycle: A review on processes, past and future changes, and their impacts. *Journal of Geophysical Research: Biogeosciences*, *121*, 586–620. <https://doi.org/10.1002/2015JG003132>
- Voigt, A., Biasutti, M., Scheff, J., Bader, J., Bordoni, S., Codron, F., et al. (2016). The tropical rain belts with an annual cycle and a continent model Intercomparison project: TRACMIP. *Journal of Advances in Modeling Earth Systems*, *8*, 1868–1891. <https://doi.org/10.1002/2016MS000748>
- Wentz, F. J., & Schabel, M. (2000). Precise climate monitoring using complementary satellite data sets. *Nature*, *403*(6768), 414–416. <https://doi.org/10.1038/35000184>
- Wills, R. C., Byrne, M. P., & Schneider, T. (2016). Thermodynamic and dynamic controls on changes in the zonally anomalous hydrological cycle. *Geophysical Research Letters*, *43*, 4640–4649. <https://doi.org/10.1002/2016GL068418>
- Woods, C., & Caballero, R. (2016). The role of moist intrusions in winter arctic warming and sea ice decline. *Journal of Climate*, *29*(12), 4473–4485. <https://doi.org/10.1175/JCLI-D-15-0773.1>
- Woods, C., Caballero, R., & Svensson, G. (2013). Large-scale circulation associated with moisture intrusions into the arctic during winter. *Geophysical Research Letters*, *40*, 4717–4721. <https://doi.org/10.1002/grl.50912>
- Yoo, C., Feldstein, S., & Lee, S. (2011). The impact of the Madden-Julian oscillation trend on the arctic amplification of surface air temperature during the 1979–2008 boreal winter. *Geophysical Research Letters*, *38*, L24804. <https://doi.org/10.1029/2011GL049881>
- Yoo, C., Lee, S., & Feldstein, S. B. (2012). Mechanisms of arctic surface air temperature change in response to the Madden-Julian oscillation. *Journal of Climate*, *25*(17), 5777–5790. <https://doi.org/10.1175/jcli-d-11-00566.1>
- Yulaeva, E., & Wallace, J. M. (1994). The signature of ENSO in global temperature and precipitation fields derived from the microwave sounding unit. *Journal of Climate*, *7*(11), 1719–1736. [https://doi.org/10.1175/1520-0442\(1994\)007<1719:tsoeig>2.0.co;2](https://doi.org/10.1175/1520-0442(1994)007<1719:tsoeig>2.0.co;2)