



The ocean carbon sink – impacts, vulnerabilities and challenges

C. Heinze^{1,2}, S. Meyer¹, N. Goris^{1,2}, L. Anderson³, R. Steinfeldt⁴, N. Chang⁵, C. Le Quéré⁶, and D. C. E. Bakker⁷

¹Geophysical Institute, University of Bergen and Bjerknes Centre for Climate Research, Bergen, Norway

²Uni Research Climate, Bergen, Norway

³Department of Marine Sciences, University of Gothenburg, Gothenburg, Sweden

⁴Institute of Environmental Physics, University of Bremen, Bremen, Germany

⁵Southern Ocean Carbon and Climate Observatory, Natural Resources and the Environment, CSIR, Stellenbosch, South Africa

⁶Tyndall Centre for Climate Change Research, University of East Anglia, Norwich Research Park, Norwich, UK

⁷Centre for Ocean and Atmospheric Sciences, School of Environmental Sciences, University of East Anglia, Norwich Research Park, Norwich, UK

Correspondence to: C. Heinze (christoph.heinze@uib.no)

Received: 17 November 2014 – Published in Earth Syst. Dynam. Discuss.: 5 December 2014

Revised: 30 April 2015 – Accepted: 14 May 2015 – Published: 9 June 2015

Abstract. Carbon dioxide (CO₂) is, next to water vapour, considered to be the most important natural greenhouse gas on Earth. Rapidly rising atmospheric CO₂ concentrations caused by human actions such as fossil fuel burning, land-use change or cement production over the past 250 years have given cause for concern that changes in Earth's climate system may progress at a much faster pace and larger extent than during the past 20 000 years. Investigating global carbon cycle pathways and finding suitable adaptation and mitigation strategies has, therefore, become of major concern in many research fields. The oceans have a key role in regulating atmospheric CO₂ concentrations and currently take up about 25 % of annual anthropogenic carbon emissions to the atmosphere. Questions that yet need to be answered are what the carbon uptake kinetics of the oceans will be in the future and how the increase in oceanic carbon inventory will affect its ecosystems and their services. This requires comprehensive investigations, including high-quality ocean carbon measurements on different spatial and temporal scales, the management of data in sophisticated databases, the application of Earth system models to provide future projections for given emission scenarios as well as a global synthesis and outreach to policy makers. In this paper, the current understanding of the ocean as an important carbon sink is reviewed with respect to these topics. Emphasis is placed on the complex interplay of different physical, chemical and biological processes that yield both positive and negative air–sea flux values for natural and anthropogenic CO₂ as well as on increased CO₂ (uptake) as the regulating force of the radiative warming of the atmosphere and the gradual acidification of the oceans. Major future ocean carbon challenges in the fields of ocean observations, modelling and process research as well as the relevance of other biogeochemical cycles and greenhouse gases are discussed.

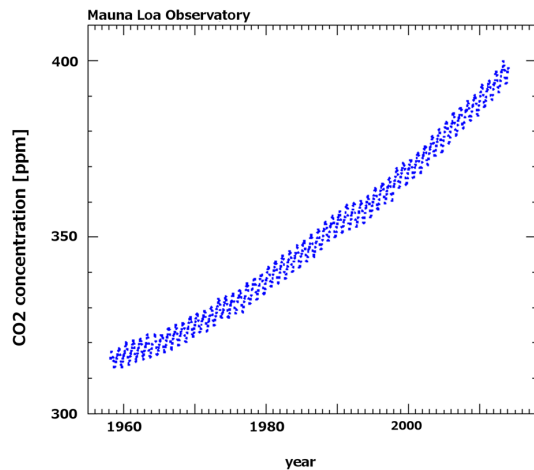


Figure 1. Atmospheric CO₂ concentrations recorded at Mauna Loa Observatory between 1958 and 2014. Due to human-produced emissions, CO₂ levels in Earth’s atmosphere have been rapidly rising since the beginning of the Industrial Revolution and nowadays are crossing 400 ppm (400.01 ppm on 25 May 2013), equalling a 44 % increase when compared to pre-industrial CO₂ concentrations of around 278 ppm. Source: Dr Pieter Tans, NOAA/ESRL (<http://www.esrl.noaa.gov/gmd/ccgg/trends>) and Dr Ralph Keeling, Scripps Institution of Oceanography (<http://scrippsco2.ucsd.edu/>).

1 Historic background

In the atmosphere, carbon dioxide (CO₂) occurs only in a very small fraction (currently around 400 ppm; http://scrippsco2.ucsd.edu/graphics_gallery/maunaloarecord.html; ppm = parts per million, ratio of the number of moles CO₂ in a given volume of dry air to the total number of moles of all constituents in this volume, see IPCC, 2013). Nevertheless, due to its high abundance as compared to other greenhouse gases, it is considered to be the overall most important greenhouse gas next to water vapour. Its importance in regulating the global heat budget was documented in the 19th century by Arrhenius (1886). Ultimately, the greenhouse effect of CO₂ can be linked to its molecule structure: vibrational and rotational motions of the gaseous CO₂ molecules resonate with the thermal radiation leaving Earth’s surface at bands centred at different discrete wavelengths, thereby heating up the lower atmosphere (e.g. Barrett, 2005; Tomizuka, 2010). The main absorption band (combined vibrational and rotational resonance mode) of CO₂ is centred at 15 μm wavelength (Wang et al., 1976; Liou, 1980). The incoming solar radiation is of short wavelength (mainly between 0.5–1 μm). The thermal radiation outgoing from the Earth is of longer wavelength (typically between 5 and 20 μm). Without the natural greenhouse effect and under the assumption that solar absorption and albedo are kept fixed at the present-day values, an average temperature of –19 °C would dominate Earth’s surface instead of the actual average value of around 15 °C (Ramanathan et al., 1987).

The pre-industrial level of atmospheric CO₂ expressed as a volume mixing ratio was around 278 ppm with minor fluctuations around this level (Siegenthaler et al., 2005) due to the natural variability of carbon reservoirs on land and in the ocean as well as volcanic activities and a small remaining trend going back to the last deglaciation (Menviel and Joos, 2012). The onset of the industrialization and the Anthropocene as the era of fundamental human impact on the Earth system (Crutzen, 2002) can be dated to around 1776 when the improved design of the steam engine by James Watt enabled its operational use. The 300 ppm boundary was crossed in the early 20th century according to ice core measurements from Law Dome (Etheridge et al., 2001; samples from Law Dome core D08 show values of 296.9 and 300.7 ppm for mean air ages given in calendar years of 1910 and 1912 respectively, with an overall accuracy due to analytical errors and age determination errors of ±1.2 ppm). At the beginning of the instrumental record of atmospheric CO₂ in 1958, its concentration was around 315 ppm (Keeling et al., 2001). Ten years ago (2003), we had arrived at 375 ppm. And now, we are crossing the 400 ppm level (400.01 ppm as of 25 May 2013; Fig. 1; Keeling et al., 2013). The largest contributor to this human-induced CO₂ release is firstly the burning of fossil fuel reserves, which normally would have been isolated from the atmosphere (Boden et al., 2011). Secondly, land-use change is a significant contributor followed by cement production (Houghton, 1999; Boden et al., 2011). The warming effect due to the combustion of fossil fuel by human beings was first suggested and analysed by Callendar (1938). Since then, scientists have made attempts to quantify the fate of fossil fuels in conjunction with the natural carbon cycle. Bolin and Eriksson (1959) came up with a first estimate of the ultimate uptake capacity of the ocean for fossil fuel CO₂ from the atmosphere: about 11/12 of CO₂ emissions would ultimately accumulate in the ocean water column after repeated oceanic mixing cycles and interaction with the calcareous sediment, a process requiring several 10 000 years (see also Archer, 2005).

When it comes to the importance of human-produced greenhouse gases for changing the atmospheric heat budget and, hence, the climate system, CO₂ is by far the most important one. Other radiatively active trace gases like methane (CH₄), halocarbons and nitrous oxide (N₂O) have a higher greenhouse potential per molecule than CO₂, but are less abundant in the atmosphere than CO₂, so that CO₂ is the most important anthropogenic driving agent of climate change (Myhre et al., 2013). The focus of this review is, thus, on CO₂ and the oceanic (“carbon”) sink. Future CO₂ emission scenarios to drive climate models have been produced on empirical evidence concerning human behaviour and economics. In view of the on-going high-energy use in wealthy nations and the accelerating energy production in emerging economies (especially China and India; see Raupach et al., 2007), current and recent annual CO₂ emission rates are at the levels of the most pessimistic emission scenario as pro-

duced a few years ago for the climate projections of the Fifth Assessment Report of the IPCC (RCP scenarios; van Vuuren et al., 2011a, b; Peters et al., 2013). Considering the key role of the oceans in the global carbon budget it is therefore fundamental to broaden our knowledge on their past, present and future quantitative impact in regulating atmospheric CO₂ concentrations.

2 General concepts of ocean carbon cycling

The oceans regulate atmospheric CO₂ mainly by two mechanisms: the first consists of the abiotic inorganic cycling of carbon that involves CO₂ air–sea gas exchange (Liss and Merlivat, 1986; Wanninkhof, 1992; Nightingale et al., 2000), CO₂ dissolution (Weiss, 1974) and hydration to carbonic acid, dissociation of carbonic acid (Dickson et al., 2007) as well as transport and mixing of total dissolved CO₂ in seawater. The second mechanism describes the cycling of carbon due to biological activity.

2.1 Inorganic carbon cycle processes

Seawater is saline and contains practically all elements of the chemical periodic table. Due to its slightly alkaline behaviour, it can keep the ionic compounds of weak acids in solution. Carbon dioxide, or carbonic acid (H₂CO₃) when combined with water (H₂O), dissociates in seawater mostly into bicarbonate (HCO₃⁻) and carbonate (CO₃²⁻), while only a small amount of the CO₂ is kept in its dissolved state (as an order of magnitude estimate the partitioning of HCO₃⁻ : CO₃²⁻ : CO₂ is 100 : 10 : 1 but significant deviations from this can occur especially with respect to CO₂). The sum of HCO₃⁻, CO₃²⁻ and CO₂ is called “total dissolved inorganic carbon” (DIC). A huge reservoir of DIC has been built up in the oceans over geologic time through the interaction of seawater with sediments, weathering from land, gas exchange with the atmosphere, and outgassing from the Earth’s interior. At pre-industrial times, this DIC pool is 65 times as large as the atmospheric pre-industrial CO₂ reservoir and approximately 20 times as large as the carbon on land bound to living and dead biomass including soils (Degens et al., 1984; Falkowski et al., 2000).

DIC is distributed in the oceans as passive tracer (like dye) by currents and turbulent mixing. In a simplistic model, transportation of carbon in the oceans mainly follows the large-scale ocean circulation: in the northern North Atlantic, surface waters are moved to the deep sea in a process of deep-water formation. The solubility of CO₂ gas in seawater increases with decreasing temperature. As newly formed deep water is cold, the downward transport of the carbon fraction dissolved in seawater due to high CO₂ solubility is also called the solubility pump (Volk and Hoffert, 1985). However, the dissociation of CO₂ into bicarbonate and carbonate ions is antagonistic to the solubility and decreases with decreasing temperature and compensates to a certain degree

for this. In a theoretical ocean with only the solubility pump acting the overall surface to deep gradient of DIC would be slightly positive downwards. On its way through the ocean part of the deep water then upwells in the Southern Ocean around Antarctica, where it is blended with water masses from all oceans before it is re-cooled again to form deep and intermediate waters that spread into the Atlantic, Pacific, and Indian oceans. The circle is closed through the transport of upper water masses from the upwelling regions back to the deep-water production areas in the North Atlantic and the Southern Ocean (Broecker and Peng, 1982), which occurs via the Indian Ocean (“warm water path”) or via the Drake Passage (“cold water path” between South America and Antarctica; Rintoul, 1991). The water that has spent the longest time away from contact with the atmosphere is found in the northern Pacific Ocean below depths of about 2000 m and is approximately 1500 years old. Comparably, the human perturbation of the carbon cycle has occurred only over the last 250 years, and diluting high anthropogenic carbon loads from the upper ocean with large deep-water reservoirs by mixing processes will take at least 6 times as long. Also, the slower oceanic circulation and mixing become with ongoing climate change, the smaller the uptake rate of surface waters for human-produced carbon will be and the less efficient the ocean carbon sink will become for absorbing further CO₂ additions to the atmosphere as carbonic acid dissociates less well into bicarbonate and carbonate in water of high *p*CO₂.

2.2 Biological carbon pumps

While purely inorganic carbon cycling leads to a slight increase of DIC with depth, biological carbon cycling – via the two biological carbon pumps (Volk and Hoffert, 1985) – is responsible for most of the gradients existing in the real ocean DIC distribution. These gradients are mainly fuelled by uptake of DIC by biota in the surface ocean to produce particulate matter, the vertical flux of these particles, and degradation of these particles on their downward way through the water column. Biological carbon binding occurs mainly in the ocean surface layer, where phytoplankton through the process of photosynthesis produces biomass that can be utilized by other organisms on higher trophic levels (classical food chain). Next to dissolved CO₂, phytoplankton requires light and nutrients for their growth, the latter two being critical limiting factors. About 25 % of the particulate organic carbon (POC), which is produced in the ocean surface layer, eventually sinks through the water column (Schlitzer, 2000) with most of it being remineralized and returned to the dissolved phase already within the upper 1500 m. Normally, less than 1 % of POC reaches the open-ocean seafloor by sedimentation (Lee et al., 2004). In addition to POC, marine biota also produce dissolved organic carbon (DOC), which is discriminated from POC based on particle size (Turnewitsch et al., 2007). As increasingly

small particles do not sink anymore through the water column but become suspended due to the increasing importance of friction for small particles, DOC is transported through the oceans like DIC as a passive tracer. While a large fraction of DOC may persist and accumulate in the water column before being remineralized to inorganic substances, biologically labile DOC is converted quickly (within minutes to days) in the upper ocean, predominantly by microbial activity (Carlson, 2002). By utilizing DOC, bacteria can build up exploitable biomass and part of the DOC may re-enter the classical food chain through the “microbial loop”. However, as the microbial loop itself includes several trophic levels, a large part of the recycled DOC is converted back to inorganically dissolved carbon along the process (Azam et al., 1983; Fenchel, 2008). In addition to microbial degradation, sorption onto larger particles, and UV radiation may constitute further important processes in the removal of dissolved organic matter (Carlson, 2002). The oceanic DOC pool is overall about 1 order of magnitude smaller than the marine DIC inventory but larger than the POC pool. Nevertheless, the highly reactive POC dominates the effect on variations in the oceanic DIC distribution. Most of the DOC is quite refractory which is consistent with its high radiocarbon age (4000–6000 years, Druffel et al., 1992). Thus, most of the marine DOC does not contribute much to the dynamics of carbon cycling in the ocean within the flushing timescale of the world ocean of about 1500 years. Next to POC and DOC cycling, the formation of calcium carbonate (CaCO_3) by shell- and skeleton-building marine organisms is of great importance in the ocean’s carbon cycle as it causes shifts in the overall DIC pool. HCO_3^- is converted to CO_3^{2-} to produce CaCO_3 . During this process, CO_2 is released to the surrounding water (Fig. 2, Eq. 3; Frankignoulle et al., 1994). Thus, the CaCO_3 pump is counteracting the organic carbon pump. As more carbon is bound to POC and DOC during biological production than to CaCO_3 (this rain ratio of CaCO_3 :POC amounts globally averaged to about 15 % when counted in carbon atoms bound to particulate matter; Berelson et al., 2007), the CaCO_3 counter pump does nowhere fully compensate for the organic carbon pump. Within the oceans, CaCO_3 occurs either as aragonite or as calcite, with aragonite being more soluble at given conditions. The solubility of both compounds increases slightly at lower temperature and strongly with increasing depth (pressure) (Mucci, 1983; Zeebe and Wolf-Gladrow, 2001). Shell material sinking together with POC through the water column is usually degraded at larger depths than the organic material. Nevertheless, it is likely that also partial re-dissolution of calcitic and aragonitic plankton hard parts occurs in shallower depths than the respective CaCO_3 saturation horizon. Potential contributors to this are e.g. zooplankton metabolisms (dissolution of shell material in copepod guts; Jansen and Wolf-Gladrow, 2001), local undersaturation hot spots due to lateral admixture of water or in micro-environments on biogenic particles due to remineralization of organic matter (Barrett et al., 2014), and admixture

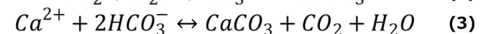
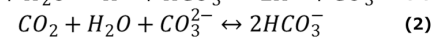
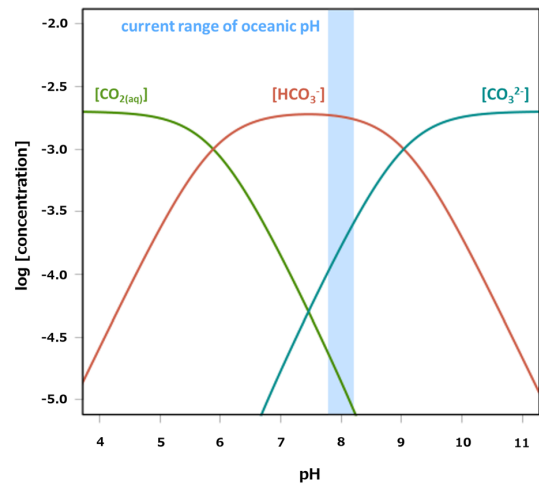


Figure 2. Bjerrum plot created according to equations reviewed in Sarmiento and Gruber (2006) and Zeebe and Wolf-Gladrow (2001) as well as main reactions of carbon chemistry referred to in this review.

of larger amounts of Mg in the CaCO_3 material (high-Mg calcites; Feely et al., 2004).

The composition of the sinking material determines also its sinking velocity. Phytoplankton (plant plankton) and zooplankton (animal plankton) grazing on plant plankton or eating other zooplankton can modify the vertical particle flux by producing a variety of carbonaceous or siliceous shell material.

Shallow seas including the continental margins are marked with high accumulation rates of organic carbon (Jahnke, 1996). In contrast, deep-sea sediments are mainly composed of the hard parts of calcareous and siliceous shell material (Leinen et al., 1986; Archer, 1996). In regions of vivid upward motion of water, such as at the equator, in front of west coasts, in the Southern Ocean, and during vertical mixing in the North Atlantic, the biological productivity can be substantial as new nutrients are supplied from below. This happens especially during plankton blooms, when light availability and stable surface water stratification enables temporarily strong photosynthesis leading first to strong production of phytoplankton and subsequent increase in zooplankton which grazes on the phytoplankton. Particle transport via the biological carbon pump, remineralization and ocean circulation are superimposed and are responsible for most of the gradients of dissolved carbon and nutrients in the water column: (1) regarding the vertical gradient, low concentrations result at the surface due to biological uptake, while values increase with depth due to remineralization; (2) in deeper layers, concentrations increase horizontally with age of the wa-

ter along the trajectory of water flow when the respective water volume receives more and more remineralized products from the particles under degradation. The loop for the cycling of biological carbon through the ocean is closed when the deeper waters well up and eventually return back to the surface mixed layer. These old deep waters are highly enriched in remineralized biogenic carbon, which then outgasses into the atmosphere. Thus, the upwelling regions are sources of carbon to the atmosphere both regarding the biological and the solubility pumps. This source effect dominates over the strong biological carbon uptake in upwelling regions, indicating that they are typically oversaturated in carbon and release CO_2 to the atmosphere (Fig. 3).

Production of CaCO_3 shell material and its dissolution work in opposite directions for the dissolved CO_2 in the ocean. Taking out or releasing CO_3^{2-} changes the ability of seawater to dissociate carbonic acid significantly. Stopping the global biological CaCO_3 production would lower the atmospheric CO_2 concentration by about 75 ppm (Broecker and Peng, 1986). This number, though, depends on the size of the global CaCO_3 production, which is not yet very well established. The global production rate depends also on the availability of silicic acid: when enough dissolved silicate is available, organisms that produce siliceous shell material (“opal”, BSi) dominate due to energetic reasons. Therefore, many BSi producers are found in upwelling areas, while CaCO_3 producers are more abundant in other oceanic domains (Dymond and Lyle, 1985). The sedimentary climate record shows that modifications of biological carbon cycling have significantly contributed to the glacial drawdown of atmospheric CO_2 during the repeated ice age cycles over the past million years (Balsam, 1983; Farrell and Prell, 1989; Oliver et al., 2010).

The organically bound and living biomass carbon reservoirs in the ocean are significantly smaller than the inorganic reservoir (approximate ratio of 1 : 50; Druffel et al., 1992; Ciais et al., 2013). Nevertheless, continuous growth of plankton at the ocean surface keeps the ocean surface layer CO_2 concentration on the average lower than it would be without them. In a world with a lifeless ocean, the atmospheric CO_2 concentration would have been about twice as high as the pre-industrial one. A sudden hypothetical stop of marine life would increase the atmospheric CO_2 concentration by 200–300 ppm.

2.3 Natural variability, timescales and feedbacks

The variability of the ocean carbon cycle in relation to the atmospheric CO_2 concentration covers a broad range of timescales (from seasonal to interannual, decadal, century-scale, and glacial–interglacial). Seasonal changes in sea surface $p\text{CO}_2$ and, hence, air–sea CO_2 flux are caused mainly by variations in sea surface temperature and biological activity, where often both effects tend to counteract each other. Typical seasonal seawater $p\text{CO}_2$ amplitudes amount to few

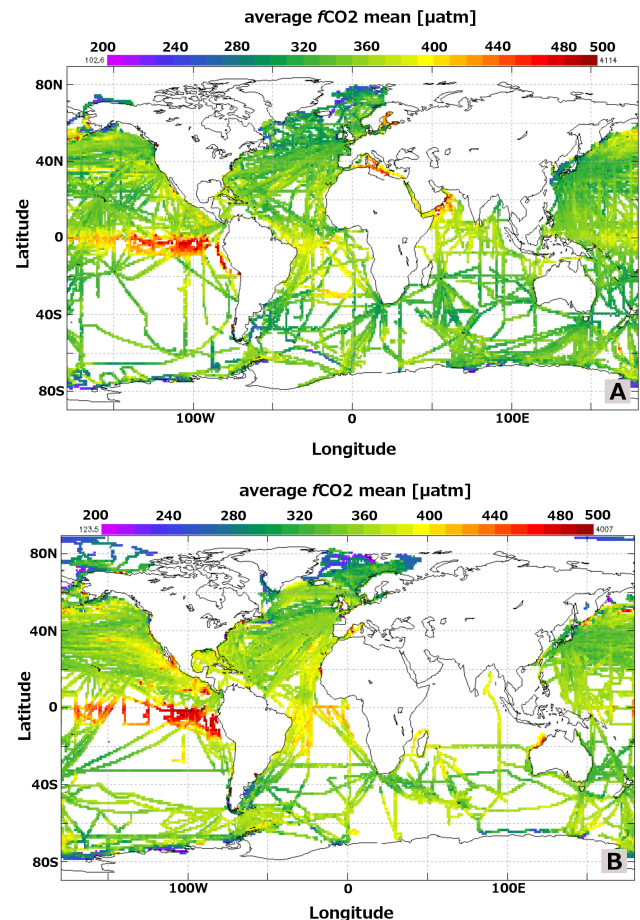


Figure 3. Mean unweighted surface water $f\text{CO}_2$ (μatm) for the years 1970–2002 (a) and 2003–2011 (b) using the SOCATv2 monthly 1×1 degree gridded data set (Bakker et al., 2014). The maps were generated by using the online Live Access Server.

tens up to ± 50 ppm of $p\text{CO}_2$ (Santana-Casiano et al., 2007; Landschützer et al., 2014). Because of the long equilibration time of the ocean mixed layer and the atmosphere (see Sarmiento and Gruber, 2006), ocean variability has a much smaller influence on the seasonal atmospheric CO_2 variability than the terrestrial carbon cycle. Interannual to decadal variations in air–sea CO_2 fluxes are linked to changes in deep-water formation and coupled to the internal variability modes of the climate system, which complicates the detection of changes in long-term trends in ocean carbon uptake (for climate modes see Sect. 3.3). Long-term observations at ocean time series stations allowed the monitoring of decadal trends in rising sea surface $p\text{CO}_2$ (typical values are $+1$ to $+3$ ppm yr^{-1}) and decreasing pH (typical values are here -0.001 to -0.003 pH units per year) at specific sites over the past decades (Bates et al., 2014). Pre-industrial atmospheric CO_2 mixing ratios have been quite stable over the past 10 000 years with a slight increase from ca. 260 to ca. 280 ppm which can at least partly be attributed to long-

lasting compensation effects from the last deglaciation (Joos et al., 2004). In contrast, the last glacial–interglacial cycles were marked by an amplitude of about 110 ppm in atmospheric $p\text{CO}_2$ with values around 290 ppm at interglacials and 180 ppm at glacial maxima (Siegenthaler et al., 2005). A combination of oceanic processes is likely to have been responsible for these variations (Heinze et al., 1991; Heinze and Hasselmann, 1993; Brovkin et al., 2007), but the concrete details of the relevant processes are so far not well established. In a cold and dry glacial climate, the land biosphere was presumably less well developed as during warm and more humid periods, and therefore, the terrestrial carbon cycle may have provided a CO_2 source to the atmosphere rather than a sink (Crowley, 1995).

A number of feedback processes work between climate and the marine carbon cycle. These processes involve the inorganic as well as the organic carbon cycle in the ocean. Key primary driving factors behind these feedback processes are changes in temperature (physical forcing), changes in circulation as well as sea-ice cover, and changes in atmospheric CO_2 (chemical forcing). For the natural glacial–interglacial carbon cycle variations an overall positive feedback between carbon cycle and climate resulted. Candidate processes contributing to this feedback are lower seawater temperatures during glacial maxima, potentially somewhat altered sea surface salinities, and changes in ocean circulation primarily involving the alterations of the Southern Ocean circulation (Broecker and Peng, 1986, 1989; Sigman and Boyle, 2000) in conjunction with changes in the biological carbon cycling. Respective hypotheses include changes in the production of CaCO_3 , changes in nutrient utilization efficiency of organisms, changes in nutrient availability, and varying interactions between shelf seas and the open ocean under glacial–interglacial sea-level changes (Broecker, 1982; Broecker and Peng, 1989; Archer et al., 2000). The processes governing the oceanic uptake of anthropogenic carbon from the atmosphere may differ from those which had been responsible for the glacial–interglacial atmospheric CO_2 variability. For the anthropogenic uptake problem, the timescales involved are shorter. Further, while during glacial–interglacial cycles carbon was mainly re-distributed between the different Earth system reservoirs, for the anthropogenic carbon uptake newly added carbon to the Earth system must be re-distributed between those reservoirs.

3 Evolution of the ocean sink for anthropogenic carbon

The cycling of carbon in the oceans is a complex interplay of different physical, chemical and biological processes, yielding both positive and negative air–sea flux values for natural and anthropogenic CO_2 depending on the oceanic region and the seasonal cycle. Due to the rapid increase of atmospheric CO_2 concentrations in the past 250 years and the resulting

implications for the global heat budget, it is of great importance to understand the driving forces of carbon sequestration in the oceans as well as their variability, i.e. to understand the role of the oceans as a sink for anthropogenic CO_2 .

3.1 The key process for anthropogenic carbon uptake

The equilibrium concentration of gaseous CO_2 in seawater depends both on the concentration of DIC and the concentration of hydrogen ions. Since the beginning of the Industrial Revolution, atmospheric CO_2 concentrations have been rapidly rising. The addition of CO_2 to the oceans through gas exchange with the atmosphere leads to a shift in the partitioning of HCO_3^- , CO_3^{2-} , CO_2 , and the concentration of hydrogen ions (Fig. 2, Eqs. 1 and 2). The more CO_2 gets absorbed by the ocean the lower the amount of CO_3^{2-} becomes. In parallel, the concentration of hydrogen ions increases, causing a decrease in open ocean pH that is referred to as ocean acidification. Projections of future ocean pH suggest a potential total reduction by 0.4–0.5 units by the end of the 21st century as compared to pre-industrial levels, resulting in a pH of 7.7–7.8 (Haugan and Drange, 1996; Brewer, 1997; Caldeira and Wickett, 2003; Bopp et al., 2013). Furthermore, a shifting ratio of $\text{HCO}_3^- : \text{CO}_3^{2-} : \text{CO}_2$ results in a decrease in CO_2 buffering: the larger the concentration of DIC in the ocean becomes, conversely the smaller the fraction of increased carbon added to the atmosphere that can be taken up by the ocean will be. Or in other words, the higher the cumulative CO_2 emissions to the atmosphere become, the less effective seawater will be in dissociating a part of this CO_2 into HCO_3^- and CO_3^{2-} .

The biological carbon pump does not sequester anthropogenic carbon added to the ocean itself on decadal to centennial timescales (as the process for new crude oil works on geologic timescales). However, alterations of the biological pump caused by changes in ocean circulation and rising carbon concentrations in the surface layer could modulate the marine uptake of human-produced CO_2 to some degree. Among these biological changes are a potential decrease in biological CaCO_3 production (Heinze, 2004; Gehlen et al., 2007; Ridgwell et al., 2007) and a potential change in carbon to nitrogen ratios in oceanic organic matter under high CO_2 (Riebesell et al., 2007).

The main three-dimensional distribution of DIC, oxygen (O_2), and nutrients in the ocean is determined by the action of biota and their degradation together with the three-dimensional ocean circulation. To demonstrate that ocean carbon cycle models work properly, the inclusion of the organic carbon cycling in these models, therefore, is an important necessary condition. On the other hand, uptake of anthropogenic excess CO_2 from the atmosphere is mainly determined by the physico-chemical buffering mechanism and transport of water with high anthropogenic carbon concentrations into the ocean interior. Nevertheless, simulations of biologically mediated tracers such as O_2 , PO_4^{3-} , etc. help to

constrain the oceanic velocity field of the respective model, especially because respective measurements are abundant. Further, the biologically mediated CO_3^{2-} ion distribution is a powerful constraint on whether the inorganic carbon cycle is correctly described by the models. The simulation of anthropogenic marine carbon uptake in purely inorganic carbon cycle models (i.e. those which do not include ecosystem representations, no nutrient tracers, and no oxygen cycle) can to some degree be validated by age tracers which are employed also for evaluation of ocean model velocity fields in general. Radiocarbon ^{14}C , which enters the ocean mainly from the atmosphere, is still the most used age tracers for validating oceanic transport rates as well as patterns in ocean circulation models. With its half-life of 5730 years (sometimes also the slightly smaller Libby half-life is used; see Stuiver and Polach, 1977), radiocarbon of DIC results in substantial surface to deep gradients. The natural radiocarbon distribution is contaminated by bomb ^{14}C , which entered the ocean in large amounts due to atmospheric tests of nuclear weapons until the atmospheric test ban treaty in the mid-1960s was implemented. To some degree, bomb ^{14}C can also be used as tracer for water mass exchange in itself, but the lack of knowledge about the pristine ^{14}C distribution on already contaminated areas remains a problem in spite of attempts to reconstruct natural pre-bomb ^{14}C values in the ocean interior (Broecker et al., 1995). Nevertheless, for the large-scale ocean, ^{14}C remains one of our best tracers for assessing turnover rates of water masses in the ocean (see Schlitzer, 2007). Another, in principle powerful, age oceanic tracer is the noble gas isotope ^{39}Ar . Its shorter half-life of 269 years (Stoerner et al., 1965) would even be more suitable to resolve upper ocean gradients for validation of ocean ventilation timescales in models (Müller et al., 2006). New measurement techniques allowing for small sample size may enable building a larger ^{39}Ar database for the ocean (Collon et al., 2004).

As supporting evidence for pathways of anthropogenic carbon from the atmosphere over the surface layer and into the ocean interior, also ^{13}C and chlorofluorocarbons are used. Fossil fuel CO_2 in the atmosphere has a low ^{13}C signature (plant material that had been the basis for crude oil formation has a deficit in the stable carbon isotope ^{13}C relative to ^{12}C , also known as the Suess effect; see Keeling, 1979). Waters with a deficit of ^{13}C in DIC relative to natural background conditions therefore contain carbon from anthropogenic sources (Racapé et al., 2013). Unfortunately, the reconstruction of the pristine ^{13}C distribution in the ocean is not straightforward (Olsen and Ninnemann, 2010), and further the ^{13}C distribution in the ocean is strongly influenced by formation as well as degradation of biogenic matter (Kroopnick, 1985). Chlorofluorocarbons or “CFCs” (such as CFCl_3 or “F-11” and CF_2Cl_2 or “F-12”) are purely human-produced substances (also known for their negative effect on the stratospheric ozone layer) which entered the oceans from the atmosphere in small amounts following their atmospheric concentration and their respective solubilities in seawater.

Though their atmospheric concentration time series and their uptake mechanisms in the ocean are different than for CO_2 , they nevertheless give a constraint on where large amounts of anthropogenic carbon have entered deeper layers and what timescales are involved with this uptake (Smethie Jr., 1993; Schlitzer, 2007; Steinfeldt et al., 2007).

3.2 Long-term ocean carbon uptake kinetics

The classical view about the marine uptake of anthropogenic CO_2 from the atmosphere is that the ocean sink averaged over the entire globe is operating continuously and reliably and is less variable than the exchange between the atmosphere and the land biosphere including soil and plants (though the classical view also includes that the ocean atmosphere transport of CO_2 co-varies with short-term climate variability). This view was supported by the basic inorganic carbon buffering mechanism and by the fact that the equilibration timescale between the ocean surface layer and the atmosphere is approximately 6–12 months. The variability of air–sea CO_2 gas exchange is dampened, because not only the CO_2 molecules are taking part in the equilibration process, but the entire surface layer volume needs to achieve chemical equilibria for the compounds HCO_3^- , CO_3^{2-} and dissolved CO_2 . Therefore, seasonal variations in DIC due to biological production and remineralization occur quicker than for respective air–sea gas exchange fluxes to compensate for them. Thus, also, the seasonal cycle in the instrumental atmospheric CO_2 record is dominated by the seasonal variation of the land biosphere, especially for the Northern Hemisphere (Keeling et al., 2001). However, with significantly improved observing systems in the past 2 decades, it has become obvious that on a regional scale air–sea carbon fluxes may considerably differ between years (Le Quéré et al., 2007; Schuster and Watson, 2007). There are indications that these regional and temporal variations have been smoothed out on decadal timescales over the past 20 years (McKinley et al., 2011), but nevertheless observations and models suggest that the ocean sink is vulnerable to a decrease in efficiency during further climate change and further rising ambient CO_2 levels (Friedlingstein et al., 2006; Le Quéré et al., 2007; Watson et al., 2009; Arora et al., 2013).

In general, one has to discriminate between the ultimate uptake capacity of the ocean for anthropogenic CO_2 from the atmosphere and the marine uptake kinetics for this CO_2 . Both are societally relevant and need to be taken into account for emission reduction strategies and development of improved renewable energy systems.

The ultimate uptake capacity denotes the amount of anthropogenic carbon emitted to the atmosphere that in total eventually ends up in the ocean, long after the human-caused greenhouse gas emission perturbation has happened and when the ocean carbon cycle has achieved quasi-equilibrium. This timescale is of the order of several 10 000 years, because the ocean water column has to fully equilibrate with the

CaCO₃ sediment on the seafloor, where a considerable portion of the CaCO₃ will become dissolved after repeated cycling of deep water (Broecker and Takahashi, 1977; Archer, 2005). The respective CO₃²⁻ ions made available in seawater can, thus, be employed for neutralizing anthropogenic carbon in the ocean. On very long timescales, this re-dissolution of CaCO₃ from the sediment, thus, provides an important negative feedback process to climate change. In addition, high atmospheric CO₂ levels enhance the weathering rate of carbonates on land. This process also works effectively only on long timescales with potentially quicker changing hot spots (Archer, 2005; Beaulieu et al., 2012). The ultimate storage capacity of the ocean critically depends on the total amount of carbon emitted. Burning of 5000 GtC (GtC = gigaton of carbon) of potentially available fossil fuel reserves would lead to a higher long-term CO₂ level in the atmosphere and a reduced fractional ocean uptake capacity in comparison to, e.g. burning only 1000 GtC (Archer, 2005). The impact on societies and life even after 100 000 years depends, thus, on our behaviour concerning usage of fossil fuel reserves today. This fact as well has to be taken into account for greenhouse gas emission reduction strategies.

The oceanic CO₂ uptake kinetics denote the speed with which human-produced CO₂ emissions to the atmosphere can be buffered by the oceans. Due to the limiting effect of gas exchange, CO₂ dissociation, turbulent mixing and ocean large-scale circulation, only a certain percentage of the excess CO₂ in the atmosphere can be taken up at a given unit of time by the ocean (Maier-Reimer and Hasselmann, 1987; Joos et al., 2013). Regionally, this also depends on the seasonal variations in circulation, biological productivity, as well as light, temperature, sea-ice cover, wind speed and precipitation. It is expected that climate change will lead to a more stable density stratification in the ocean and a general slowing down of large-scale mixing and circulation (Meehl et al., 2007). The consequence will be a reduced uptake of anthropogenic carbon from the atmosphere at the ocean surface and also a lower downward mixing of anthropogenic CO₂ into deeper waters. In addition, high CO₂ in the atmosphere implies high CO₂ in surface waters and a reduction in the ocean's capability to dissociate the CO₂ into the other compounds of DIC, i.e. a decreasing buffering ability with rising ambient CO₂ levels. We have, thus, a physical and a chemical driving force acting on the carbon balance simultaneously and slowing down the transfer of anthropogenic carbon from the atmosphere into the ocean. The net effect is a reduction in carbon uptake efficiency with warming climate and rising atmospheric CO₂, i.e. a positive feedback to climate change. In a situation with reduced ocean ventilation, also the biological pump will be affected and should be considered in the assessment on how the ocean carbon cycle is impacted. The oceanic CO₂ uptake kinetics depend on the rate of CO₂ emissions to the atmosphere: the faster the emissions are increasing, the stronger is the climatic effect on slowing down the uptake and the stronger the chemical effect on decreasing the

CO₂ buffering. These effects are caused by water with high anthropogenic carbon load that cannot be mixed into the interior of the ocean with the original efficiency and because the buffering ability of seawater decreases with increasing CO₂ partial pressure in the water. The oceanic bottleneck effect is obvious in several decade-long future scenarios with ocean models (Maier-Reimer and Hasselmann, 1987; Sarmiento and Le Quéré, 1996), fully coupled Earth system models (Friedlingstein et al., 2006; Roy et al., 2011; Arora et al., 2013), as well as EMICs (Earth system models of intermediate complexity; these have a lower resolution than usual Earth system models, but demand far fewer computational resources; Steinacher et al., 2013; Zickfeld et al., 2013). Earth system models are complex computer programs, which include dynamical representations of the various Earth system reservoirs (atmosphere, ocean, land surface, ice) and the simultaneous interaction between these reservoirs (Bretherton, 1985; Mitchell et al., 2012). Earth system models are driven by solar insolation and greenhouse gas emissions and deliver expected time- and space-dependent distributions of important climatic variables. These variables can be of physical nature, such as temperature, precipitation, salinity, wind fields, ocean currents, sea-ice cover, or of biogeochemical nature, such as CO₂ concentration in ocean and atmosphere, pH value in the ocean, nutrient and dissolved oxygen concentrations, soil organic carbon, or biological productivity. The temporary build-up of high CO₂ concentrations in the atmosphere increases directly with the human-produced CO₂ emissions. At pessimistic scenarios with high annual emissions, the annual fraction of emissions buffered by the oceans is reduced, while pathways with reduced emissions enable a more efficient oceanic uptake rate. Inclusion of carbon dynamics in ocean and land models increases the sensitivity of climate models with respect to radiative warming. This means that models with carbon cycle representations and respective carbon-cycle climate feedbacks lead to an overall stronger warming than with conventional climate models that do not include an interactive carbon cycle. The range of this feedback is still large due to inherent model uncertainties and a partial lack of process understanding in all relevant disciplines.

3.3 Detection of ongoing ocean carbon sink strength variability

In the past 2 decades, the number of ocean carbon observations has considerably increased (Sabine et al., 2010). Data collection ranges from the surface to the deep ocean, encompasses different oceanic regions and includes various time series to capture both spatial and temporal variations. Satellite measurements have been extremely useful to identify the geographical distribution of biological primary productivity at the sea surface over seasonal as well as interannual cycles and to derive wind fields of high value for quantification of gas transfer velocities across the air–water interface. Tar-

geted research cruises as well as the use of commercial ships (voluntary observing ships, VOS) equipped with automated systems are the backbone of surface ocean CO₂ concentration measurements, the data being synthesized in the SOCAT project (Fig. 3) (Pfeil et al., 2013; Sabine et al., 2013; Bakker et al., 2014). Selected buoys and floats are used to capture the spatio-temporal variability of ocean carbon. The most prominent network of floats was established in the framework of ARGO (Array for Real-time Geostrophic Oceanography) that delivers valuable temperature, salinity and current data for a better understanding of mixed layer and subsurface dynamics. However nowadays, ocean floats are also successfully exploited as platforms for measuring e.g. *p*CO₂, O₂, optical variables, or nitrate (Boss et al., 2008; Johnson et al., 2010; Fiedler et al., 2013), overall increasing the possibilities for detailed, autonomous ocean monitoring with high vertical resolution and data recovery in remote areas (Fiedler et al., 2013). For the deep ocean, data synthesis products cover at least parts of the major oceans (GLODAP, CARINA, PACIFICA; Key et al., 2004, 2010; Suzuki et al., 2013), but only episodically include seasonal cycles and do not enable the study of year to year variations in three-dimensional measurement fields (of DIC, nutrients, and dissolved oxygen). A small number of time series stations allow a quasi-continuous view at selected ocean sites (HOTS, BATS, ESTOC, PIRATA moorings, CVOO, PAP, PAPA, DYFAMED, Station M, IS-ts and further; see <http://www.oceansites.org/> and Olafsson et al., 2009). These time series stations have often been established in areas of fairly low short-term variability in order to allow a reliable establishment of long-term trends in the observations.

Though the observational basis for assessing changes in the oceanic carbon cycle is limited, a number of major findings have been achieved. Sabine et al. (2004) compiled a global map of the ocean water column storage of anthropogenic carbon for the year 1994. In this map, the North Atlantic and the Southern Ocean with adjacent regions are recognized as hot spot areas for anthropogenic carbon storage. By combining observations with statistical and process-based model approaches, it could be shown that in these regions the annual uptake of CO₂ from the atmosphere has temporarily decreased, though the total inventory of the anthropogenic water column burden has monotonically increased.

Both the North Atlantic and the Southern Ocean are deep-water production areas that would be very vulnerable regions with respect to climate-change induced slowing of oceanic carbon uptake. Internal variability modes of the climate system can be linked to variability in marine uptake of anthropogenic carbon. These internal variability modes have been identified through analysis of oceanic and atmospheric physical state variables (such as temperature, pressure, precipitation and salinity). The variability modes cause atmospheric and oceanic anomalies with specific spatial patterns and timescales associated. The most impor-

tant ones are ENSO (El Niño–Southern Oscillation; Philander, 1990), NAO (North Atlantic Oscillation; Hurrell, 1995), SAM (Southern Annular Mode; Limpasuvan and Hartmann, 1999), and the PDO (Pacific Decadal Oscillation; Mantua and Hare, 2002). For the North Atlantic, a 50 % change of the oceanic CO₂ sink could be deduced from the VOS line measurement network during the years 2002–2007 (Watson et al., 2009). Also other studies support the temporary decrease of North Atlantic CO₂ uptake during several years of the past decade (Corbière et al., 2007; Schuster et al., 2009). These variations are at least partially attributed to oceanic variability in the North Atlantic associated with a surface pressure pattern change known as North Atlantic Oscillation (Wetzel et al., 2005; Thomas et al., 2008; Tjiputra et al., 2012). In a model study with six coupled Earth system models, Keller et al. (2012) identified a see-saw pattern of variations in sea surface *p*CO₂ between the North Atlantic subtropical gyre and the subpolar Northern Atlantic with an amplitude of ±8 ppm. Such variations make identification of long-term trends in oceanic carbon uptake more difficult. With the help of deep repeat hydrography measurements, Pérez et al. (2013) could show that variations in North Atlantic CO₂ uptake are coupled to changes in meridional overturning large-scale circulation (linked to varying deep-water production rates). For the Southern Ocean, the observational ocean carbon database is comparatively small, mostly due to the lack of regular shipping routes except for supply ships to Antarctic weather and research stations. Nevertheless, it could be shown that the oceanic CO₂ uptake from the atmosphere did not keep up with the rising atmospheric CO₂ for some time. This result could be achieved using models driven with realistic atmospheric forcing in combination with observations primarily from the Indian Ocean sector of the Southern Ocean (Le Quéré et al., 2007; Metzl, 2009). Partly, this change can be attributed to climatic oscillations (Southern Annular Mode, SAM) in the Southern Hemisphere and their modifications due to changes in wind forcing associated with the decrease in stratospheric ozone (Lovenduski et al., 2007; Lenton et al., 2009). The SAM is a mode of atmospheric variability that is marked in its positive phase by a southward shift of the westerlies, which would enhance upwelling of old water with high concentrations of DIC. Due to the fairly short observational time series for the Southern Ocean, a weakening of the Southern Ocean anthropogenic carbon uptake has been controversially discussed. While atmospheric inversion approaches give results consistent with Le Quéré et al. (2007), the bulk of forward biogeochemical ocean models do not predict a decrease in Southern Ocean CO₂ uptake strength (Lovenduski et al., 2008; Lenton et al., 2013). Also the tropical Pacific Ocean with the strongest known short-term climate variation of Earth called ENSO (during El Niño phases upwelling in the eastern equatorial Pacific is reduced due to accumulation of anomalously warm surface waters) induces large temporary interannual variability (amplitude of ca. ±0.3 GtC yr⁻¹; Valsala et al., 2014) in ocean carbon

uptake. The increased sea-surface warming during ENSO events and reduced upwelling of carbon-rich waters result in a temporarily reduced outgassing and an enhanced oceanic carbon uptake, respectively (Feely et al., 1999; Ishii et al., 2009). ENSO variations also have implications for air–sea fluxes in the tropical Atlantic as documented by Lefèvre et al. (2013). Decadal $p\text{CO}_2$ variations in the Pacific can be attributed to the Pacific Decadal Oscillation (PDO) leading to long-term anomalies of tropical sea surface $p\text{CO}_2$ of the order of ± 10 ppm (Valsala et al., 2014). PDO is also made responsible for $p\text{CO}_2$ variations in the North Pacific (McKinley et al., 2006; Ishii et al., 2014) though details of the mechanism are difficult to identify and associated CO_2 flux variations seem to be quite small (McKinley et al., 2006).

Not only internal variability modes affect the air–sea CO_2 flux, but also external factors such as aerosol forcing from volcanic eruptions. Such volcanic forcing tends to temporarily cool the troposphere and the sea surface with respective implications for carbon cycling. Brovkin et al. (2010) could identify a temporary small decline of atmospheric $p\text{CO}_2$ by about 2 ppm a few years after major eruptions over the last millennium, where decreasing respiration on land is a potential leading candidate with the ocean having only a small effect. This is corroborated by Frölicher et al. (2011) for a model study on the effect of Mt Pinatubo type eruptions on the carbon cycle, where again the terrestrial carbon cycle dominates the atmospheric $p\text{CO}_2$ signal. Nevertheless, transient changes in ocean uptake of about 2 GtC are in a realistic realm as consequences to large volcanic eruptions (Frölicher et al., 2011). Further, it cannot be excluded that also the biological carbon binding is stimulated under deposition of volcanic dust to the ocean surface (Hamme et al., 2010).

In view of the internal and external factors on ocean carbon cycle variability, it is intriguing to ask, when long-term climate change signals become identifiable against the background noise. This problem is of specific concern for large impacts of ocean acidification (see detailed discussion below). Ilyina et al. (2009) identified the equatorial Pacific Ocean to be the oceanic domain where a change in marine biogenic CaCO_3 production due to ocean acidification may become at first visible through large-scale changes in ocean surface alkalinity. This can be explained by large background values of pelagic CaCO_3 production in the tropical Pacific, though the impact per unit of CaCO_3 produced would be highest in the high-latitude surface waters where decreasing CaCO_3 saturation proceeds fastest. Generally, the time of emergence of a climate change signal is an important variable: when can we see changes in oceanic state variables which clearly can be attributed to human-induced climate change, i.e. when do trends in key ocean variables emerge as robust on the background of analytical uncertainty and interannual variability? Keller et al. (2014, 2015) provided new insight into this issue. Earth system modelling suggested that sea surface $p\text{CO}_2$ and sea surface pH trends could rise beyond the detection threshold already after 12 years

from now. DIC trends would become clear after 10–30 years and trends in the sea surface temperature after 45–90 years (Keller et al., 2014). Accordingly, an earlier detection threshold for changes in mean ENSO-induced carbon cycle variability ($p\text{CO}_2$, pH, biological productivity) than for ocean temperature changes during the 21st century was predicted by Keller et al. (2015). Therefore, ocean carbon cycle observations play a key role as early warning indicators when monitoring climate change. For the time interval 1960–2005, Séférian et al. (2014), however, state that the evolution of the global carbon sink can mainly be explained through rising CO_2 in the atmosphere and oceanic carbon uptake without invoking a climatic feedback. Nevertheless, at regional scale, trends in climate change become also visible in shaping the regional sink strength pattern.

Regarding future scenarios for the evolution of ocean carbon sinks, Earth system models driven by solar insolation and greenhouse gas concentrations indicate that the strongest areas for sequestration of anthropogenic carbon are in the Southern Ocean as well as the tropical ocean (Tjiputra et al., 2010; Roy et al., 2011). The Southern Ocean seems to be the ocean flywheel for changes in atmospheric CO_2 , not only for anthropogenic carbon uptake, but also for natural variations in atmospheric CO_2 (Sigman and Boyle, 2000; Heinze, 2002; Watson and Naveira Garabato, 2006). Long-term observational capacity for the Southern Ocean is critical to monitor the ocean sink strength for anthropogenic carbon.

4 The impact of human-produced carbon on warming and marine ecosystems

The ocean carbon sink provides a major service to human societies in removing anthropogenic CO_2 from the atmosphere and, thus, reducing the additional radiative forcing of the Earth system. On the other hand, dissociation of anthropogenic CO_2 in seawater increases ocean acidification, whose potential impacts on the diversity and functioning of marine ecosystems are not yet fully understood. Understanding the role of the oceanic carbon sink in controlling Earth's heat budget and influencing marine life is of great importance to project future effects of climate change. Scenarios with Earth system models (advanced climate models, for a more detailed explanation see Sect. 3.2) reveal that the fraction of fossil fuel emissions absorbed by the ocean over the 21st century is projected to be lower for high-emission scenarios (business as usual scenarios) than stringent emission mitigation scenarios (Jones et al., 2013).

4.1 Impact of the ocean carbon uptake on Earth's heat budget

The net carbon uptake rates of land and ocean determine the future time evolution of radiative forcing of the atmosphere and, hence, climate change for a given emission scenario (for a detailed definition of radiative forcing see Myhre et al.,

2013). Joos et al. (2013) used different Earth system models to compute an average integrated global warming potential for a pulse emission of 100 GtC into the atmosphere. In the study it is also stressed that quantifying the global warming effect for certain retentions of CO₂ emissions to the atmosphere depends critically on the time horizon considered. For example, for the 100 Gt-C pulse to the atmosphere, 25 ± 9 % of the pulse emission would remain in the atmosphere after 1000 years, during which the ocean and land would have absorbed 59 ± 12 % and 16 ± 4 %, respectively. This emphasizes the long time horizon for the anthropogenic perturbation, which has to be taken into account even for a world with strongly reduced CO₂ emissions (Plattner et al., 2008). For higher total emission pulses, the overall retention in the atmosphere would be higher and likewise the global warming potential per kg CO₂ brought into the atmosphere (Maier-Reimer and Hasselmann, 1987; Archer, 2005) due to the weakening buffering capacity of the ocean at high ambient CO₂ partial pressure.

A future global warming limit of 2 °C above the average pre-industrial surface temperature has been suggested as a not yet very ambitious, and thus, potentially achievable political target for greenhouse gas emission strategies (Tol, 2007; Meinshausen et al., 2009; Schellnhuber, 2010; United Nations, 2010). Recent experiments with a coarse-resolution Earth system model taking into account multiple climate targets, i.e. limits for maximum amplitudes of specific variables such as surface air temperature increase, sea-level rise, aragonite saturation, and biomass production on land, reveal that CO₂ emissions need to be substantially reduced for achieving several mitigation goals simultaneously, rather than for meeting a temperature target alone (Steinacher et al., 2013). Accounting for the carbon cycle climate feedback as well as other physical and biogeochemical feedbacks in climate models is of great importance for estimating the allowable emissions for a certain time line of atmospheric CO₂ concentration and global warming. Complex Earth system models are needed for this. Simplified climate models as e.g. employed in Integrated Assessment Models (for simulations of economical developments under climatic change and for construction of typical future scenarios) are insufficient for this purpose as they do not account for internal feedbacks in the Earth system in a dynamical way (Jones et al., 2013).

4.2 Ocean acidification and its impact on marine ecosystems

The term “ocean acidification” refers to the decrease of oceanic pH by 0.1 units over the past 250 years and the predicted lowering of pH by another 0.3–0.4 units by the year 2100 (Caldeira and Wickett, 2003; Raven et al., 2005). Its main cause is the uptake and dissociation of excess CO₂ from the atmosphere that leads to an increase in the oceanic hydrogen ion concentration. Thorough monitoring of ocean acidification is of great importance, and by collecting values in

observational carbon databases (e.g. like SOCAT and fixed time series stations) as well as by conducting long-term carbon time series measurements (e.g. as reported in Vázquez-Rodríguez et al., 2012) our understanding of this process and its spreading throughout Earth’s oceans can be significantly advanced (Figs. 3 and 4). In addition, investigating the potential effects of “high CO₂–low pH” conditions on the diversity and functioning of marine biota and ecosystems is currently the focus of many scientific studies. The interpretation of the observed responses in a species- and ecosystem-relevant context thereby suggests that the two ocean acidification stressors high CO₂ concentration and decreased pH are very often only one part of a complex equation. Other environmental stressors like temperature, light availability, oxygen concentration, nutrient concentration, CaCO₃ saturation state or trace metal speciation (to name only a few) as well as time and physiological characteristics of the investigated organisms themselves have to be taken into account when elaborating on ocean acidification impacts (Raven et al., 2005; Pörtner, 2008; Ries et al., 2009; Dupont et al., 2010).

The most immediate response to an increase in CO₂ concentration and a decrease in seawater pH is expected for marine calcifying organisms, including corals, molluscs, crustaceans, echinoderms, coccolithophores, foraminifera as well as coralline and calcareous algae. Maintenance and production of shells and skeletons may cost more energy in an environment with reduced pH, and altered organism physiology may increase the vulnerability of certain species and compromise their ecosystem functions (Bibby et al., 2007; McClintock et al., 2009; Tunnicliffe et al., 2009). Calcification rates are likely to decline with a reduced saturation value for aragonite and calcite, the two most common forms of CaCO₃ in seawater (Feely et al., 2004; Guinotte and Fabry, 2008), caused by a decrease in CO₃²⁻ concentration when CO₃²⁻, excess atmospheric CO₂, and H₂O react to HCO₃⁻ and hydrogen ions. Projections indicate the potential undersaturation for both aragonite and calcite within the current century for all polar regions (see Fig. 5) and parts of the subpolar Pacific Ocean as well as the deep North Atlantic Ocean (Orr et al., 2005; Fabry et al., 2008; Steinacher et al., 2009; Orr, 2011). Because aragonite dissolves at higher CO₃²⁻ concentrations than calcite, corals and other aragonite-producing organisms are expected to experience corrosion of their hard shell materials due to ocean acidification first. At natural CO₂ seeps in Papua New Guinea, a decline in coral diversity was documented in areas of reduced pH as structurally complex corals were replaced by massive *Porites* corals (Fabricius et al., 2011). The consequences arising from this diversity shift could be similar to those anticipated for a general reduction in coral cover and include a loss in biodiversity, habitat availability and quality as well as reef resilience (Fabricius et al., 2011). The decrease in CaCO₃ saturation as a result of ocean acidification combined with other environmental impact factors such as an increase in temperature can be critical (Kley-

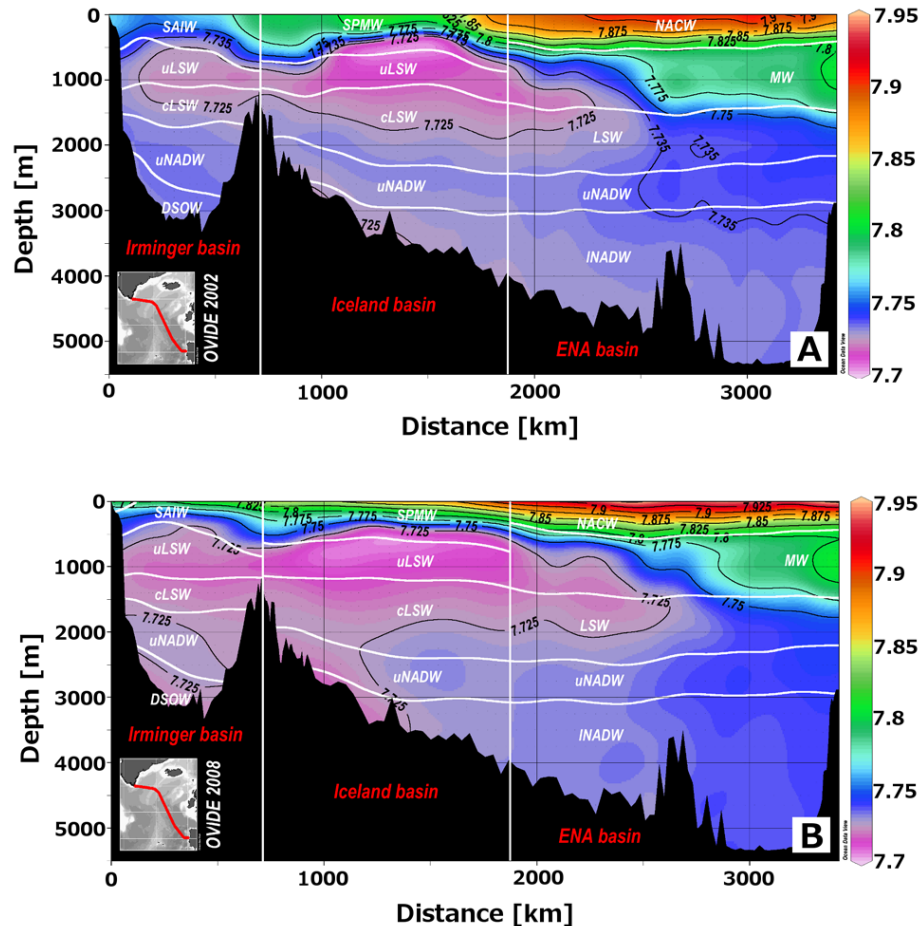


Figure 4. Spatial and temporal change of seawater pH measured across the North Atlantic Subpolar Gyre between Greenland and the Iberian Peninsula. The vertical distribution of pH followed the anticipated natural distribution, with higher pH in surface waters and lower pH in deep waters. A comparison of pH values measured in 2002 (a) and 2008 (b) revealed an overall decrease in seawater pH in intermediate and deep waters. This acidification was most evident in water depths between 1000 and 2000 m, where over the years the water layer with pH values below 7.725 had thickened several-fold (Vázquez-Rodríguez et al., 2012).

pas et al., 1999; Hoegh-Guldberg et al., 2007; Veron et al., 2009; Fabricius et al., 2011). Recent scenario computations with Earth system models document that a drastic reduction of CO₂ emissions is required to preserve major coral reefs during the Anthropocene (Ricke et al., 2013). However, aspects such as potential adaptation processes and migration need yet to be included in regional studies (Yara et al., 2012).

The effects of ocean acidification on different groups of marine biota can be rather diverse and complex. For example, specimens of the economically and ecologically important blue mussel *Mytilus edulis* recovered from the North Sea showed drastically reduced calcification rates, while specimens recovered from a coastal area of the Baltic Sea did not show any sensitivity to increased *p*CO₂ values (Gazeau et al., 2007; Thomsen et al., 2010; Schiermeier, 2011). Mussels from the Baltic seemed to be adapted to thriving in waters that generally experience strong seasonal *p*CO₂ fluctuations, and food availability may have potentially outweighed the ef-

fects of ocean acidification (Thomsen et al., 2010, 2013). In a study comparing different types of benthic marine calcifiers it could be shown that certain species experienced dissolution, while others were able to exploit the higher *p*CO₂ content in seawater and increased their net calcification. Physiological characteristics like the organism's ability to regulate pH, shell protection with organic layers, biomineral solubility and photosynthesis utilization seemed to play a role (Ries et al., 2009). Species-specific reactions as well as an organism's life cycle stage are further factors that may have to be taken into account as has been shown e.g. for echinoderms (Dupont et al., 2010, 2013; Dupont and Pörtner, 2013). Results obtained for phytoplankton communities additionally stress the importance of community composition and/or shifts when assessing ocean acidification impacts, but still a lot has to be explored about the response of marine microbes to ocean acidification (Raven et al., 2005; J. Liu et al., 2010; Joint et al., 2011; Brussaard et al., 2013; Oliver et al., 2014).

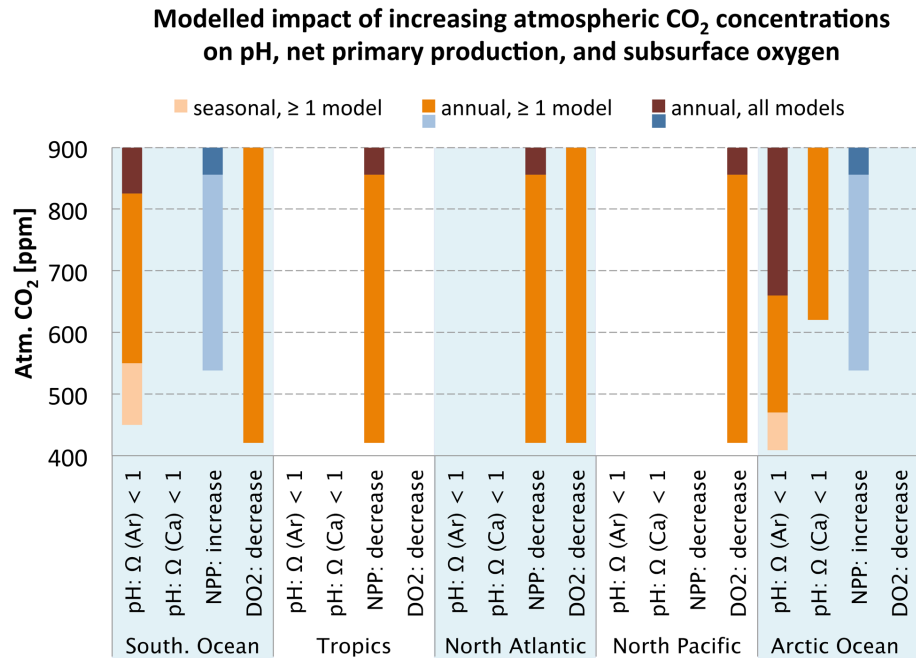


Figure 5. Modelled impact of increasing atmospheric CO₂ concentrations on stressors of ocean ecosystems, that is surface undersaturation of aragonite (pH: $\Omega(\text{Ar}) < 1$) and calcite (pH: $\Omega(\text{Ca}) < 1$), net primary production (NPP), and oxygen at 200–600 m depth (DO₂). Bright orange bars denote a seasonal development, while orange and light blue bars denote annual developments projected by one or more models. Red and blue bars indicate that all considered models agree on the depicted development. Orange and red bars denote furthermore a negative impact on marine ecosystems, while blue and light blue bars indicate an increase of the modelled parameter with the ecologic impact of this development not yet fully being determined. Impacts are based on a comprehensive suite of Earth system models and IPCC emission scenarios. The choice of models and scenarios is based on the IPCC AR5 report and references denoted within (Plattner et al., 2001; Orr et al., 2005; McNeil and Matear, 2008; Feely et al., 2009; Steinacher et al., 2009, 2010; Keeling et al., 2010; Bopp et al., 2013; Cocco et al., 2013). Note that DO₂ and NPP are only analysed at the final year of the IPCC scenarios (year 2100), and their projected developments start most likely already at lower atmospheric CO₂ concentrations.

Ocean acidification does not only affect calcifying biota. Sensitivity towards ocean acidification has been detected for fish and other invertebrates, with increased risks of acidification of body fluids and tissues as well as hindered respiratory gas exchange (Raven et al., 2005). Beneficial effects were observed e.g. for seagrass (Palacios and Zimmerman, 2007; Hall-Spencer et al., 2008; Fabricius et al., 2011) and various algal species (Hall-Spencer et al., 2008; Connell et al., 2013).

Projecting the precise impact of ocean acidification on the diversity and functioning of marine organisms and ecosystems is challenging. A meta-analysis of 228 published studies by Kroeker et al. (2013) revealed a decrease in calcification, growth, survival, development and abundance across a wide range of taxa, but also showed a certain degree of variability among groups suggesting different scales of sensitivity. It is not well established to which degree organisms can adapt to quasi-permanent changes in ocean pH due to rapid anthropogenic carbon input. It is also not known, if and in what way consequences like the physiological impairment of vulnerable species and the reduction and/or shifts in biodiversity may be mastered provided that ecosystem functionality shall be preserved. With regard to the sustainable devel-

opment of marine resources, future research will need to focus on multiple stressor studies over various timescales to reveal the functional impact of ocean acidification (and climate change in general) on marine ecosystem services and provide both comprehensive monitoring and solution-oriented results.

4.3 Future impact research

For future modelling approaches, not only the effects of atmospheric and oceanic warming as well as ocean acidification have to be considered, but also the influence of multiple stressors. These include physical and chemical drivers as well as circulation and stratification changes, freshening, changes in ice cover, deoxygenation, anthropogenic nitrogen input, changes in dust supply, marine pollution by offshore activities (e.g. Deepwater Horizon disaster; Mearns et al., 2011), and plastic waste (also on the micro-scale; Gross, 2013) or overfishing and bottom trawling. Earth system models that represent the marine carbon cycle and related biogeochemical cycles have been successfully used to establish the regional combination of some major stressors and the future

evolution of these combinations (Bopp et al., 2013). Yet, robustness in regional projection is strongly dependent on the considered stressors and regions, and identifying the onset of emission-induced change is still a challenging task that is especially sensitive to the considered emission scenario (see Fig. 5). The combined action of stressors has to be accounted for in the next generation of Earth system model climate projections (Steinacher et al., 2013). A critical variable within this context is the sustained generation of exploitable biomass in the ocean for human food production, where overall biological carbon fixation rates will presumably decrease with a more stagnant ocean circulation (Steinacher et al., 2010).

5 The ocean carbon sink in relation to the land carbon sink

The atmospheric CO₂ concentration is determined by the CO₂ emissions and the CO₂ exchanges between the land biosphere and atmosphere as well as between the atmosphere and ocean. Quantification of the regional as well as global land carbon sink is associated with high uncertainties due to the direct coupling of CO₂ consumption and release on the land surface with the atmosphere in combination with the heterogeneity of the land biosphere, its constant change and different forms of land use including forestry changes. Complex soil processes like the degradation of organic material and permafrost melting processes (Schuur et al., 2009), episodic events such as fires (wild fires, peat fires; Schultz et al., 2008; van der Werf et al., 2008), and the multitude of possible reactions of land plants to different drivers (Kattge et al., 2011) make the determination of the land carbon sink difficult. Recent studies indicate that it may have been overestimated as the limiting effect of nitrogen (N) on plant growth has not yet been accounted for in most models, potentially giving too much value to the CO₂ fertilization effect, while on the other hand human-caused additions of nitrogen to the Earth system regionally enhance plant growth (Zaehle and Dalmonech, 2011). Only two Earth system modelling frameworks employed for the projections as summarized in the Fifth Assessment Report of the IPCC (Collins et al., 2013) included N limitation on land, and related processes and feedbacks are under discussion.

In comparison to the land carbon sink, the large-scale oceanic sink is considered to be less variable on an inter-annual timescale (though considerable perturbations of the ocean carbon cycle are linked with e.g. the ENSO cycles; Feely et al., 2006) and, even though a 3-dimensional approach is required due to water motion, somewhat easier to quantify. This traditional view is exploited to estimate the year-to-year land sink for anthropogenic carbon from the atmospheric observations and ocean models (evaluated through observations). The terrestrial carbon sink is then the residual of CO₂ emissions, atmospheric CO₂ concentrations

and ocean–atmosphere CO₂ fluxes (Canadell et al., 2007; Le Quéré et al., 2013). Until precise quantifications of the land carbon sink become available through direct observations and modelling, estimating it through the ocean carbon sink is a valid option. However, with increasing detail in oceanic carbon sink determinations, oceanographers are starting to run into similar heterogeneity problems in the oceans as geologists on land, especially when the continental margins, the shelf seas, and coastal and estuarine systems are taken into account (Borges, 2005; K. Liu et al., 2010; Regnier et al., 2013). These likewise heterogeneous systems are so far not (or at best partially) included in global Earth system model scenarios, because the resolution of these models does not allow for the resolution of the respective topographic features and super-computers are currently insufficient to run respective high-resolution models as yet (Mitchell et al., 2012). Measurements of the O₂/N₂ ratio in the atmosphere and marine oxygen budgets can help to further specify the land carbon sink (Keeling et al., 1996). Alternatively, the stable carbon isotope ratio ¹³C/¹²C (or its deviation δ¹³C from a standard ratio) can be employed to discriminate between the land and ocean carbon uptake taking the low δ¹³C in fossil fuel CO₂ emissions to the atmosphere (Suess effect; see Keeling, 1979) and the isotopic disequilibria between atmosphere, ocean and terrestrial biosphere into account (Ciais et al., 1995; Battle et al., 2000). The isotopic fractionation for oceanic CO₂ absorption is small so that ¹³C/¹²C ratios can be used directly for quantifying oceanic CO₂ uptake through budgeting approaches given that a sufficient number of observations in atmosphere and ocean is available (Quay et al., 1992; Tans et al., 1993; Heimann and Maier-Reimer, 1996).

The interannual variability of land–atmosphere carbon fluxes appears to be higher than the respective variations for ocean–atmosphere fluxes when computing the land carbon sink as the residual between oceanic uptake and atmospheric CO₂ retention (Canadell et al., 2007). On a multi-millennial timescale, peat formation and organic carbon burial in lakes contribute to slow long-term accumulation on land (Einsele et al., 2001; Gorham et al., 2012). Due to the overall smaller carbon inventory of the land biosphere as compared to the inorganic ocean carbon pool (Fig. 6), it is expected that the ocean through inorganic buffering and CaCO₃ sediment dissolution would ultimately account for the major part of removal of the human-induced addition of CO₂ to the atmosphere (Archer, 2005).

6 Major ocean carbon challenges and key knowledge gaps

Some aspects of marine carbon cycling can be regarded as well-established research fields, such as the inorganic carbon buffering system. However, other elements are more difficult to approach, partly due to inherent principle difficulties and partly based on the lack of technological and infrastructural

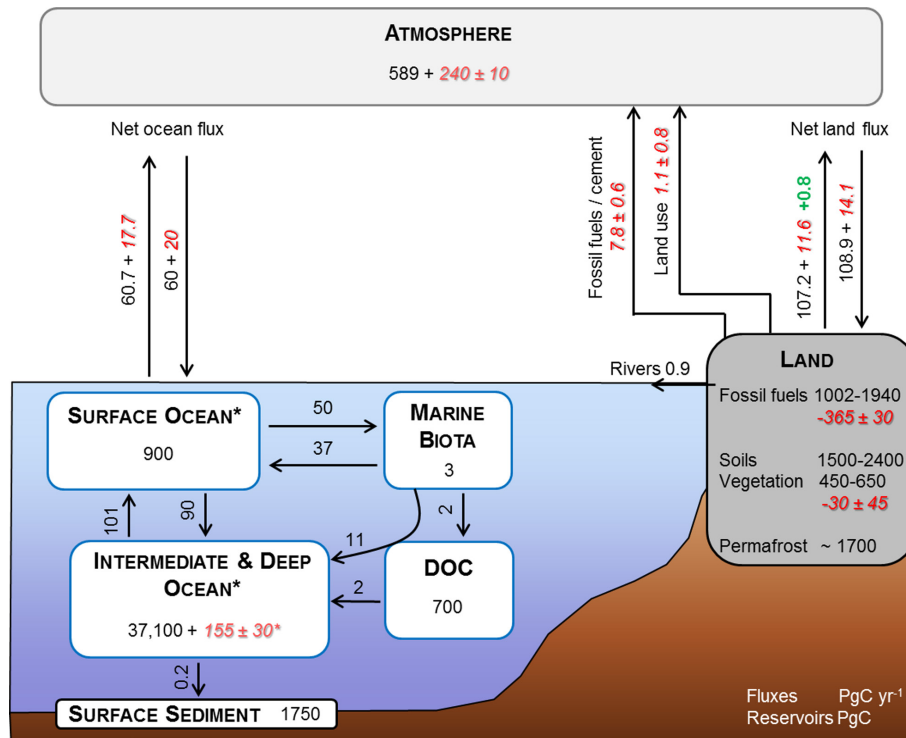


Figure 6. Simplified illustration of the global carbon cycle, adapted from Ciais et al. (2013). Reservoir mass numbers and annual exchange fluxes are given in PgC (10^{15} gC) and PgC yr⁻¹, respectively. Black numbers refer to pre-industrial values (before 1750). Red flux numbers represent annual anthropogenic fluxes averaged over the years 2000–2009 and red reservoir numbers depict cumulative changes of anthropogenic carbon between 1750 and 2011 (90 % confidence interval). A positive cumulative change denotes an increase in (gain of) carbon since the onset of the Industrial Era. Land–atmosphere carbon fluxes caused by rock weathering, volcanism and freshwater outgassing amount in total to a flux of 0.8 PgC yr^{-1} and are represented by the green number. Purely land-based processes like further rock weathering, burial and export from soils to rivers are not depicted in the scheme above. The star (*) indicates that the given accumulation number refers to a combined value for Surface Ocean and Intermediate and Deep Ocean.

effort. Within this section, some major ocean carbon challenges and key knowledge gaps in ocean carbon research will be addressed.

6.1 Observational databases

Based on measurements, our knowledge of inorganic and organic carbon cycling has significantly improved over the past decade. This is especially due to measurements of inorganically dissolved substances including the 3-dimensional data sets GLODAP (Key et al., 2004; GLODAPv2), CARINA (Key et al., 2010), the surface ocean CO₂ data compilations from Takahashi et al. (2009) and SOCAT (Pfeil et al., 2013; Sabine et al., 2013; Bakker et al., 2014). Semi-continuous measurements are necessary due to the variability of the ocean carbon sink, the continuously changing atmospheric CO₂ concentrations as well as the variability of oceanic circulation. The aims are to identify vulnerabilities of carbon sinks, to validate feedback mechanisms and to provide detailed information for other researchers or commercial users regarding the impact of climate change on the marine realm.

Measurements of dissolved oxygen are of key importance for carbon cycle research. Oxygen data are the basis for improving estimates of the land carbon sink (Keeling et al., 1996) and, for identifying any emergent fingerprint (Andrews et al., 2013), an extensive O₂ measurement programme is needed. In addition, measurements of at least two carbon variables of the marine inorganic carbon system are necessary. Here, pH and *p*CO₂ are likely the ones where the techniques first will be available on floats, though this combination is not optimal for deriving the other inorganic carbon variables. Another option would be to measure DIC and alkalinity as the latter easily can be measured in seawater and determines together with DIC the marine inorganic carbon system (see Wolf-Gladrow et al., 2007). In combination with O₂ measurements on automated float systems, this altogether would provide a significant advance in ocean carbon observations. Pilot studies conducted in recent years yielded promising results for a worldwide application of such systems (Gruber et al., 2010; Fiedler et al., 2013).

For improved estimates of the biological carbon pump variations, reliable shallow flux estimates as well as state-

of-the-art biogenic CaCO_3 (aragonite, calcite) and biogenic silica (BSi) production maps would be desirable. Respective maps for CaCO_3 export production are at present possibly associated with large errors and give partly incongruous results (Sarmiento and Gruber, 2006; Balch et al., 2007). Highly accurate total alkalinity observations and a reliable CaCO_3 surface map could be used as reference points for future developments of biocalcification under high CO_2 (Ilyina et al., 2009). Satellite observations have greatly improved our understanding about primary production in the ocean (Henson et al., 2012), but remote sensing efforts have still to be better exploited and extended in order to fill the gaps of fragmental in situ observations, especially also for production of hard part shell material.

Anthropogenically induced elevated carbon levels in the ocean (C_{ant}) cannot be observed directly, which is why indirect methods have to be used (Gruber et al., 1996; Hall et al., 2002; Touratier and Goyet, 2004; Friis et al., 2005). Even though year-to-year changes in DIC are measurable in ocean surface waters, it is a challenge to determine them in deeper layers as the anthropogenic perturbation in seawater is relatively small when compared to the natural background. Over the past years, major international networks and projects (EU framework programmes, OCB, PICES, SOLAS, IMBER, IOCCP, etc.) have helped to make much scientific progress in ocean carbon research worldwide. However, extensions and new projects are required to continue the work (GEO/GEOSS, GOOS, FOO, ICOS, etc.).

In contrast to the atmosphere, oceanic meso-scale circulation features are marked by short spatial scales and large timescales. While an atmospheric pressure system has a typical length scale of 1000 km and a lifetime of days to weeks, comparable oceanic meso-scale eddies have scales of 2–100 km and several months. Therefore, selected oceanic observations can be aliased through meso-scale motion and may not reflect the long-term mean state.

Time series stations in the ocean are still rare and mostly cover low to mid-latitudes (e.g. HOTS, BATS, ESTOC, PAP, PAPA, DYFAMED). These time series have provided a lot of insight into the long-term evolution of carbon cycle tracers, e.g. the local decline of mean sea surface pH has been documented as unequivocal proof of progressing ocean acidification (Santana-Casiano et al., 2007; Bates et al., 2014). An expansion of time series stations at higher-latitude areas would be desirable as e.g. the change in sea surface $p\text{CO}_2$ and pH would be largest over time, although the mean signal there would be somewhat more blurred by interannual variability (Olafsson et al., 2009; Bauerfeind et al., 2014).

Apart from the issues described above, general challenges for determination of oceanic carbon budgets within the Earth system exist, which possibly never can be met adequately: (1) the annual net uptake rate of anthropogenic carbon from the atmosphere is small as compared to the gross upward and downward fluxes occurring over 1 year in different oceanic regions, which means that we always will have to quan-

tify small net exchange fluxes as difference of large gross fluxes into and out of the ocean; (2) the pristine carbon fluxes between the atmosphere and the ocean as well as the pre-industrial 3-dimensional distributions of DIC have not been measured and need to be reconstructed (Khatiwala et al., 2009, 2013). It is unlikely that ocean carbon variables can be reconstructed with high accuracy for the pre-industrial from potential proxy record development.

6.2 Process and impact knowledge

A major obstacle for improvements in future projections of the Earth system for selected future scenarios of driving factors is the lack of sufficient process understanding, process quantification and process identification. Though some major biogeochemical principles are known, detailed dynamical formulations of processes are scarce and in their infancy. There is a considerable uncertainty about the gas transfer velocity of CO_2 and other gases across the air–water interface (Carpenter et al., 2012; Garbe et al., 2014). While the global ocean carbon sink estimates may not too strongly depend on this choice (otherwise projections with simple two box models for the global ocean would not have worked at all; Oeschger et al., 1975), the projected local CO_2 concentration in ocean surface waters is highly influenced by the chosen gas transfer velocity values, also for appropriate regional validation of ocean models. The co-limitation of biological production by various factors is an established concept; however, crucial details are not uniformly established, such as the potential variation of carbon to nitrogen ratios in biogenic matter under different environmental conditions (Riebesell et al., 2007; Jiang et al., 2013). Marine particle fluxes and their dynamics are still poorly understood and not yet adequately quantified in a dynamic way in response to external drivers (Klaas and Archer, 2002; Gehlen et al., 2006). The ongoing and future impacts of high CO_2 on marine organisms have yet to be clarified (Gattuso and Hansson, 2011). Formulations on how to quantify the production as well as degradation of phyto- and zooplankton particulate matter (organic, inorganic) are not mature enough or not even existing for providing step-change improvements of complex ocean models as well as coupled Earth system models. This includes, in particular, potential adaptation of organisms and ecosystems to conditions not experienced since the geologic past (Langer et al., 2006). Respective modelling approaches remain questionable until more detailed and reliable information about the effect of changing external drivers, like decreasing carbonate saturation, on the functioning of marine organisms and ecosystems becomes available. For a suite of land plants, functional relationships between drivers and physiological reactions have been established in large data compilations for trait-based modelling of the land biosphere (Kattge et al., 2011). Approaches for the simulation of ocean ecosystems with multiple plankton functional types have been initiated (Le Quéré et al., 2005), but trait databases for marine organ-

isms are not yet available in a suitable format and information from mesocosm and laboratory experiments is scarce and may not be straightforwardly transferable to the real Earth system.

6.3 Integrative modelling and combination with measurements

For simulations of the ocean carbon sink and its impact, suitable models are needed to explain past and present events as well as to predict potential future pathways. Biogeochemical ocean general circulation models are employed either through observed forcing or within coupled Earth system models (for a review see e.g. Heinze and Gehlen, 2013). There is a trade-off between their resolution (space and time) and a technically feasible length of the simulation period. High-resolution models with eddy dynamics (large-scale turbulent mixing) are often too computationally expensive for integrations exceeding a few decades. However, multiple future scenarios calculated over decades, centuries and millennia are necessary to achieve reliable future projections. In addition, biogeochemical models whose water mass properties shall be fully predicted by the models need very long and costly spin-up periods in order to bring the tracer distributions including the carbon cycle tracers into quasi-equilibrium. Integration periods need to be at least as long as one full oceanic circulation cycle of about 1500 years. Even for still fairly coarse resolutions this is currently quite costly in terms of super-computer processing time. Global model simulations of deep-sea carbon distributions as well as other deep-sea properties are therefore often limited to a lower resolution as compared to their distributions in surface or shallow waters (e.g. Ilyina et al., 2013; Séférian et al., 2013; Tjiputra et al., 2013).

Models need systematic improvement by combining them with and comparing them to observational data. By applying data assimilation procedures (Brasseur et al., 2009), existing discrete observations of oceanic variables can be interpolated (gap filling) and free adjustable parameters in models (such as e.g. the particle sinking velocity) can be calibrated. Data-driven diagnostic models (Usbeck et al., 2003) are important for suggesting first-order values of free parameters in dynamical process descriptions and can be implemented in complex forward models, which can be used for predictions as well. Systematic model assessment with observations and model optimization with data assimilation have made progress in recent years, but for integrated biogeochemical cycle simulations these approaches need to be extended. Skill score metrics, which can be used to rank models according to their ability to reproduce physical and biogeochemical variables simultaneously, may become a valuable tool for future simulations. A simplified short-cut method in order to assess the quality of future projections of Earth system models is the emergent constraint approach (Cox et al., 2013; Hoffman et al., 2014; Wenzel et al., 2014). In this approach, an interre-

lation is sought between a specific Earth system sensitivity as resulting across an ensemble of comparable models and a corresponding observational trend or variability (see also Flato et al., 2013). This method has just started to also be used for addressing ocean biogeochemical problems (Hoffman et al., 2014) and respective constraints have to be identified for this research field. Model scenarios can diverge depending on slight modifications of the starting (initial) and boundary conditions during a model run as well as due to internal variability in the model. Therefore, for a given CO₂ emission scenario the expected evolution of the results can differ. Ensemble simulations are necessary for establishing a range of statistically valid, potential outcomes that are associated with different degrees of probability. Due to the immense costs for multiple integrations of complex Earth system models, scenarios with large ensembles, though, have been attempted in only a few ocean carbon uptake studies.

6.4 Specific regional foci for ocean carbon cycle studies

There are at least six major regional domains, which warrant more attention in the coming years of ocean carbon cycle research:

1. The Southern Ocean is quantitatively the most important region for worldwide carbon dynamics (today: Mikaloff Fletcher et al., 2006; glacial/interglacial: Watson and Naveira Garabato, 2006; future: Tjiputra et al., 2010; Roy et al., 2011), but it is also one of the least well year-round observed regions (Takahashi et al., 2009; Swart et al., 2012; Pfeil et al., 2013; Sabine et al., 2013) due to its remoteness and high seasonality. Research priorities include the improvement of data coverage for carbon variables, dissolved oxygen and related tracers. The water mass formation, mixing and deep convection processes, in particular in the Southern Ocean, are the “Achilles heel” of global ocean models, and a step-change improvement is needed in order to achieve more physically based deep-water production representations in ocean models as well as Earth system models (Lenton et al., 2013). This includes also the representation of Antarctic shelf regions and respective water-mass formation mechanisms relevant for large-scale simulations.
2. Highly dynamic systems such as shelf areas, coastal zones, estuaries and continental margins will need to be accounted for in global carbon cycle quantifications. This is of key importance for impact studies as shallow seas are major spawning and living grounds for commercially exploited fish and food production. In addition, anthropogenic stressors such as mega cities, pollution from riverine loads and deposition of reactive nitrogen (Duce et al., 2008) have to be considered. Progress has recently been made in providing advanced combined river runoff and river load data for use in biogeochemical models (Mayorga et al., 2010). Ocean bio-

geochemical models should include both pelagic ocean sediment models (Heinze et al., 2009) and shallow sediment representations to involve high fluxes and regeneration rates of organic sediments as well as respective low oxygen and anoxic reactions and matter transformations like methanogenesis or denitrification (Naqvi et al., 2010; Mogollón et al., 2012). Land–ocean coupling of natural and anthropogenically perturbed systems (Regnier et al., 2013) needs inclusion in global Earth system models, especially with regard to quantifying nationwide closed carbon budgets.

3. The Arctic Ocean is a hot spot of climatic and environmental changes, and represents the area in which ocean acidification accelerates most rapidly (Steinacher et al., 2009). Like the Southern Ocean, the Arctic is highly undersampled, making it difficult to determine reliable CO₂ sink estimates (Schuster et al., 2013). New process understanding (Wählström et al., 2012, 2013) has to be integrated into large-scale ocean models. Shifts in water mass formation processes, including the cold halocline structure at the Arctic Ocean surface domain (Aagaard et al., 1981; Anderson et al., 2013), need to be identified. A strongly reduced Arctic sea-ice cover and changes in annual sea-ice formation will have fundamental consequences for both organic and inorganic carbon cycling as well as ocean circulation and mixing (Loeng et al., 2005). The net effect on ocean carbon sink behaviour for a summer ice-free Arctic Ocean is not yet firmly assessed. Future studies need to include both sea-ice physics and sea-ice biogeochemistry. In addition, the potential climatically and tectonically induced degassing of CH₄ from Arctic Ocean sources needs to be further monitored as a potentially significant greenhouse gas source (Biaśtoch et al., 2011; Shakhova et al., 2014).
4. The tropical ocean is another key sink area for anthropogenic carbon (Mikaloff Fletcher et al., 2006; Roy et al., 2011). Future research needs to focus on ENSO-related variability in its carbon sink potential as well as on it being a region of high phytoplankton production rates in respective upwelling areas, where large-scale impacts of ocean acidification may be measured already during an early stage (Ilyina et al., 2009). Both the Pacific and Atlantic Ocean equatorial areas can be affected by short-term climatic fluctuations (Cadule et al., 2010; Lefèvre et al., 2013) and the overall long-term effect of shifts in occurrences and patterns of these events needs attention.
5. Oligotrophic regions play a significant role for sustained ocean time series stations as the interannual and seasonal variability is small and long-term trends may be easier to deduce. Current investigations should be complemented with measurements of nitrogen-fixing pro-

cesses as well as with their potential changes under altering dust fluxes and ocean acidification. Additionally, future research should include the identification of changes in the cycling of the greenhouse gas N₂O (Freing et al., 2012; Voss et al., 2013).

6. Coastal upwelling areas have proven to be useful study areas for ocean acidification, deoxygenation and biological carbon pump studies and will remain a major focus of future monitoring (Feely et al., 2008; Paulmier et al., 2008; Gruber et al., 2011). It will therefore be crucial to appropriately resolve the physically and biogeochemically highly dynamic regimes along continental margins both in observational campaigns and modelling efforts.
7. Of course, the traditionally comparatively well observed North Atlantic and North Pacific domains (see e.g. Bakker et al., 2014) should be further kept in the focus of monitoring and modelling programmes. The North Atlantic is a critical area for anthropogenic marine carbon uptake and changes in this may occur due to changes in meridional overturning and deep-water production. It has still to be firmly established whether any long-term (more than 2 decades) changes in the trend of anthropogenic CO₂ uptake occur in these regions that are marked also by internal variability in coupling to prevailing climate variability modes such as the North Atlantic Oscillation and the Pacific Decadal Oscillation.

6.5 Using the ocean natural laboratory for case studies on complex couplings

The ocean and Earth system need to be better used as laboratories to understand processes and the resulting effects on a global scale. This can, for example, be achieved by using a biogeographic approach, where ecosystems are analysed along natural gradients in both space and time. Natural, environmental variability needs to be better exploited to obtain results for impact research. Transient large-scale variations of the Earth system and the ocean carbon cycle's role in these patterns need to be explained.

6.6 Combination with other biogeochemical cycles and greenhouse gases

The ocean carbon cycle needs to be studied and assessed in combination with other biogeochemical cycles in a more focused way than in the past. The oceanic sources/sinks of CH₄, N₂O and CO₂, all three being natural and anthropogenic greenhouse gases, are controlled by coupled elemental cycles involving among others carbon compounds, nutrients, and gases. Only integrative approaches can ensure a full understanding of the coupled cycles and a full exploitation of respective observational evidence. The simultaneous quantifications of the oxygen and carbon cycles are vital for

closing the global carbon budget including the terrestrial biosphere. Nutrient cycles and their anthropogenic perturbations directly control the biological carbon cycling on land and in the oceans. Their more detailed dynamical implementation in land and ocean models is needed, including a better understanding of nutrient limitations (including effects of micronutrients such as iron) under changing environmental conditions.

7 Conclusions

The ocean carbon sink has two parallel effects: (1) parts of the anthropogenic CO₂ emissions are absorbed by the ocean and, thus, the radiative forcing associated with the human-caused excess CO₂ is reduced; (2) the more anthropogenic CO₂ that enters the ocean, the stronger ocean acidification will be. Both aspects have to be considered simultaneously for establishing future mitigation strategies on emission reductions as well as for establishing adaptation measures to environmental and climatic change. The two aspects, though, have opposite effects. Increasing the ocean carbon sink may lead to less warming, but at the same time will promote ocean acidification. Critical to both is the speed of progression. Climatic warming and lowered pH values in the oceans will prevail long after the anthropogenic CO₂ emission period to the atmosphere, and it is not possible to associate a specific lifetime to CO₂ in the atmosphere (Tans, 1997). Determining extent, timing and impact of the ocean carbon sinks and sources will, thus, remain a key task in the future establishment of sustainable development strategies on Earth, especially with regard to the further rising greenhouse gas emissions to the atmosphere as expected for the coming decades. We have for the first time arrived at an atmospheric CO₂ mixing ratio of 400 ppm (Mauna Loa observatory, May 2013, <http://keelingcurve.ucsd.edu/>) since 850 000 years (as measurements from atmospheric CO₂ concentrations in Antarctic ice cores document; Siegenthaler et al., 2005). Human CO₂ emission rates are currently increasing further (Le Quéré et al., 2013, 2014). Strategies on feasible emission reduction procedures need to take the timing of the ocean sink (slow kinetics, large capacity) and the associated impact through ocean acidification into account.

Appendix A: Acronyms**Table A1.** Acronyms.

BATS	Bermuda Atlantic Time series Study
CARINA	CARbon dioxide IN the Atlantic Ocean (data synthesis project)
CVOO	Cape Verde Ocean Observatory
DYFAMED	DYnamics of F Atmospheric fluxes in the MEDiterranean sea (time series study)
ENES	European Network for Earth System modelling
ESTOC	European Station for Time series in the Ocean Canary islands
FOO	GOOS Framework for Ocean Observing
GEO/GEOSS	Group on Earth Observations/Global Earth Observation System of Systems
GOOS	Global Ocean Observing System
GLODAP	Global Ocean Data Analysis Project
HOTS	Hawaii Ocean Time-Series
ICOS	Integrated Carbon Observation System
IGBP	International Geosphere-Biosphere Programme
IMBER	Integrated Marine Biogeochemistry and Ecosystem Research
IOCCP	International Ocean Carbon Coordination Project
IPCC	Intergovernmental Panel on Climate Change
OCB	Ocean Carbon and Biogeochemistry
PACIFICA	PACIFic ocean Interior Carbon database
PAP	Porcupine Abyssal Plain observatory
PAPA	Ocean station Papa (North Pacific)
PICES	North Pacific Marine Science Organization
PIRATA	PredIction and Research moored Array in the Tropical Atlantic
RCP	Representative Concentration Pathways
SOCAT	Surface Ocean CO ₂ ATlas
SOLAS	Surface Ocean Lower Atmosphere Study

Acknowledgements. We would like to thank Benjamin Pfeil, Aida F. Ríos, Laurent Bopp, Jörg Schwinger and Anne Morée for their support and help in improving this paper. The research leading to these results was supported by the EU FP7 project CARBOCHANGE “Changes in carbon uptake and emissions by oceans in a changing climate”, which received funding from the European Commission’s Seventh Framework Programme under grant agreement no. 264879, as well as by EU FP7 Marie Curie International Research Staff Exchange Scheme (IRSES) Fellowship SOCCLI “The role of Southern Ocean carbon cycle under climate change”, which received funding from the European Commission’s Seventh Framework Programme under grant agreement number 317699. Furthermore, this study is a contribution to the international IGBP core projects IMBER and SOLAS. This is a contribution to the Bjerknes Centre of Climate Research (Bergen, Norway). Support through its central project BIOFEEDBACK (funds of Centre for Climate Dynamics SKD) is gratefully acknowledged. Two anonymous referees and the editor provided very constructive and useful comments in order to improve this paper.

Edited by: M. Heimann

References

- Aagaard, K., Coachman, L. K., and Carmack, E.: On the halocline of the Arctic Ocean, *Deep-Sea Res. Pt. A*, 28, 529–545, doi:10.1016/0198-0149(81)90115-1, 1981.
- Anderson, L. G., Andersson, P. S., Björk, G., Peter Jones, E., Jutterström, S., and Wåhlström, I.: Source and formation of the upper halocline of the Arctic Ocean, *J. Geophys. Res.-Oceans*, 118, 410–421, doi:10.1029/2012JC008291, 2013.
- Andrews, O. D., Bindoff, N. L., Halloran, P. R., Ilyina, T., and Le Quééré, C.: Detecting an external influence on recent changes in oceanic oxygen using an optimal fingerprinting method, *Biogeochemistry*, 10, 1799–1813, doi:10.5194/bg-10-1799-2013, 2013.
- Archer, D.: Fate of fossil fuel CO₂ in geologic time, *J. Geophys. Res.*, 110, C09S05, doi:10.1029/2004JC002625, 2005.
- Archer, D., Winguth, A., Lea, D., and Mahowald, N.: What caused the glacial/interglacial atmospheric pCO₂ cycles?, *Rev. Geophys.*, 38, 159–189, doi:10.1029/1999RG000066, 2000.
- Archer, D. E.: An atlas of the distribution of calcium carbonate in sediments of the deep sea, *Global Biogeochem. Cy.*, 10, 159–174, doi:10.1029/95GB03016, 1996.
- Arora, V. K., Boer, G. J., Friedlingstein, P., Eby, M., Jones, C. D., Christian, J. R., Bonan, G., Bopp, L., Brovkin, V., Cadule, P., Hajima, T., Ilyina, T., Lindsay, K., Tjiputra, J. F., and Wu, T.: Carbon–concentration and carbon–climate feedbacks in CMIP5 Earth System Models, *J. Climate*, 26, 5289–5314, doi:10.1175/JCLI-D-12-00494.1, 2013.
- Arrhenius, S.: XXXI. On the influence of carbonic acid in the air upon the temperature of the ground, *Philos. Mag.*, 41, 237–276, doi:10.1080/14786449608620846, 1896.
- Azam, F., Fenchel, T., Field, J. G., Gray, J. S., Meyer-Reil, L. A., and Thingstad, F.: The ecological role of water-column microbes in the sea, *Mar. Ecol. Prog.-Ser.*, 10, 257–263, 1983.
- Bakker, D. C. E., Pfeil, B., Smith, K., Hankin, S., Olsen, A., Alin, S. R., Cosca, C., Harasawa, S., Kozyr, A., Nojiri, Y., O’Brien, K. M., Schuster, U., Telszewski, M., Tilbrook, B., Wada, C., Akl, J., Barbero, L., Bates, N. R., Boutin, J., Bozec, Y., Cai, W. J., Castle, R. D., Chavez, F. P., Chen, L., Chierici, M., Currie, K., de Baar, H. J. W., Evans, W., Feely, R. A., Fransson, A., Gao, Z., Hales, B., Hardman-Mountford, N. J., Hoppema, M., Huang, W. J., Hunt, C. W., Huss, B., Ichikawa, T., Johannessen, T., Jones, E. M., Jones, S. D., Jutterström, S., Kitidis, V., Körtzinger, A., Landschützer, P., Lauvset, S. K., Lefèvre, N., Manke, A. B., Mathis, J. T., Merlivat, L., Metzl, N., Murata, A., Newberger, T., Omar, A. M., Ono, T., Park, G. H., Pater-son, K., Pierrot, D., Ríos, A. F., Sabine, C. L., Saito, S., Salisbury, J., Sarma, V. V. S. S., Schlitzer, R., Sieger, R., Skjelvan, I., Steinhoff, T., Sullivan, K. F., Sun, H., Sutton, A. J., Suzuki, T., Sweeney, C., Takahashi, T., Tjiputra, J., Tsurushima, N., van Heuven, S. M. A. C., Vandemark, D., Vlahos, P., Wallace, D. W. R., Wanninkhof, R., and Watson, A. J.: An update to the Surface Ocean CO₂ Atlas (SOCAT version 2), *Earth Syst. Sci. Data*, 6, 69–90, doi:10.5194/essd-6-69-2014, 2014.
- Balch, W., Drapeau, D., Bowler, B., and Booth, E.: Prediction of pelagic calcification rates using satellite measurements, *Deep Sea Res. Pt. II*, 54, 478–495, doi:10.1016/j.dsr2.2006.12.006, 2007.
- Balsam, W. L.: Carbonate dissolution on the Muir Seamount (western North Atlantic): Interglacial/glacial changes, *J. Sediment. Petrol.*, 53, 719–731, 1983.
- Barrett, J.: Greenhouse molecules, their spectra and function in the atmosphere, *Energy Environ.*, 16, 1037–1045, doi:10.1260/095830505775221542, 2005.
- Barrett, P. M., Resing, J. A., Buck, N. J., Feely, R. A., Bullister, J. L., Buck, C. S., and Landing, W. M.: Calcium carbonate dissolution in the upper 1000 m of the eastern North Atlantic, *Global Biogeochem. Cy.*, 28, 386–397, doi:10.1002/2013GB004619, 2014.
- Bates, N. R., Astor, Y. M., Church, M. J., Currie, K., Dore, J. E., González-Dávila, M., Lorenzoni, L., Muller-Karger, F., Olafsson, J., and Santana-Casiano, J. M.: A time-series view of changing ocean chemistry due to ocean uptake of anthropogenic CO₂ and ocean acidification, *Oceanography*, 27, 126–141, doi:10.5670/oceanog.2014.16, 2014.
- Battle, M., Bender, M. L., Tans, P. P., White, J. W. C., Ellis, J. T., Conway, T., and Francey, R. J.: Global carbon sinks and their variability inferred from atmospheric O₂ and δ¹³C, *Science*, 287, 2467–2470, doi:10.1126/science.287.5462.2467, 2000.
- Bauerfeind, E., Nöthig, E. M., Pauls, B., Kraft, A., and Beszczynska-Möller, A.: Variability in pteropod sedimentation and corresponding aragonite flux at the Arctic deep-sea long-term observatory HAUSGARTEN in the eastern Fram Strait from 2000 to 2009, *J. Mar. Syst.*, 132, 95–105, doi:10.1016/j.jmarsys.2013.12.006, 2014.
- Beaulieu, E., Godderis, Y., Donnadiou, Y., Labat, D., and Roelandt, C.: High sensitivity of the continental-weathering carbon dioxide sink to future climate change, *Nat. Clim. Change*, 2, 346–349, doi:10.1038/nclimate1419, 2012.
- Berelson, W. M., Balch, W. M., Najjar, R., Feely, R. A., Sabine, C., and Lee, K.: Relating estimates of CaCO₃ production, export, and dissolution in the water column to measurements of CaCO₃ rain into sediment traps and dissolution on the sea floor: A revised global carbonate budget, *Global Biogeochem. Cy.*, 21, GB1024, doi:10.1029/2006GB002803, 2007.
- Biastoch, A., Treude, T., Rüpke, L. H., Riebesell, U., Roth, C., Burwicz, E. B., Park, W., Latif, M., Böning, C. W., Madec, G.,

- and Wallmann, K.: Rising Arctic Ocean temperatures cause gas hydrate destabilization and ocean acidification, *Geophys. Res. Lett.*, 38, L08602, doi:10.1029/2011GL047222, 2011.
- Bibby, R., Cleall-Harding, P., Rundle, S., Widdicombe, S., and Spicer, J.: Ocean acidification disrupts induced defences in the intertidal gastropod *Littorina littorea*, *Biol. Lett.*, 3, 699–701, doi:10.1098/rsbl.2007.0457, 2007.
- Boden, T. A., Marland, G., and Andres, R. J.: Global, regional, and national fossil-fuel CO₂ emissions, Carbon Dioxide Information Analysis Center, O. R. N. L., US Department of Energy, Oak Ridge, Tenn., USA, doi:10.3334/CDIAC/00001_V2011, 2011.
- Bolin, B. and Eriksson, E.: Changes in the carbon dioxide content of the atmosphere and sea due to fossil fuel combustion, in: *The atmosphere and the sea in motion*, Rossby Memorial Volume, B, edited by: Bolin, B., Rockefeller Inst., New York, 130–142, 1959.
- Bopp, L., Resplandy, L., Orr, J. C., Doney, S. C., Dunne, J. P., Gehlen, M., Halloran, P., Heinze, C., Ilyina, T., Séférian, R., Tjiputra, J., and Vichi, M.: Multiple stressors of ocean ecosystems in the 21st century: projections with CMIP5 models, *Biogeosciences*, 10, 6225–6245, doi:10.5194/bg-10-6225-2013, 2013.
- Borges, A. V.: Do we have enough pieces of the jigsaw to integrate CO₂ fluxes in the coastal ocean?, *Estuaries*, 28, 3–27, doi:10.1007/BF02732750, 2005.
- Boss, E., Swift, D., Taylor, L., Brickley, P., Zaneveld, R., Riser, S., Perry, M., and Strutton, P.: Observations of pigment and particle distributions in the western North Atlantic from an autonomous float and ocean color satellite, *Limnol. Oceanogr.*, 53, 2112–2122, doi:10.4319/lo.2008.53.5_part_2.2112, 2008.
- Brasseur, P., Gruber, N., Barciela, R., Brander, K., Doron, M., El Moussaoui, A., Hobday, A., Huret, M., Kremer, A.-S., Lehodey, P., Matear, R., Moulin, C., Murtugudde, R., Senina, I., and Svendsen, E.: Integrating biogeochemistry and ecology into ocean data assimilation systems, *Oceanography*, 22, 206–215, doi:10.5670/oceanog.2009.80, 2009.
- Bretherton, F. P.: Earth system science and remote sensing, *Proc. IEEE*, 73, 1118–1127, doi:10.1109/PROC.1985.13242, 1985.
- Brewer, P. G.: Ocean chemistry of the fossil fuel CO₂ signal: The haline signal of “business as usual”, *Geophys. Res. Lett.*, 24, 1367–1369, doi:10.1029/97GL01179, 1997.
- Broecker, W. S.: Ocean chemistry during glacial time, *Geochim. Cosmochim. Acta*, 46, 1689–1705, doi:10.1016/0016-7037(82)90110-7, 1982.
- Broecker, W. S. and Peng, T.-H.: *Tracers in the Sea*, Eldigio Press, Lamont-Doherty Geological Observatory, Columbia University, Palisades, 1982.
- Broecker, W. S. and Peng, T.-H.: Carbon cycle: 1985 – Glacial to interglacial changes in the operation of the global carbon cycle, *Radiocarbon*, 28, 309–327, 1986.
- Broecker, W. S. and Peng, T.-H.: The cause of the glacial to interglacial atmospheric CO₂ change: A polar alkalinity hypothesis, *Global Biogeochem. Cy.*, 3, 215–239, doi:10.1029/GB003i003p00215, 1989.
- Broecker, W. S. and Takahashi, T.: Neutralization of fossil fuel CO₂ by marine calcium carbonate, in: *The fate of fossil fuel CO₂ in the oceans*, edited by: Anderson, N. R. and Malahoff, A., Plenum Press, New York, 213–241, 1977.
- Broecker, W. S., Sutherland, S., Smethie, W., Peng, T.-H., and Ostlund, G.: Oceanic radiocarbon: Separation of the natural and bomb components, *Global Biogeochem. Cy.*, 9, 263–288, doi:10.1029/95GB00208, 1995.
- Brovkin, V., Ganopolski, A., Archer, D., and Rahmstorf, S.: Lowering of glacial atmospheric CO₂ in response to changes in oceanic circulation and marine biogeochemistry, *Paleoceanography*, 22, PA4202, doi:10.1029/2006PA001380, 2007.
- Brovkin, V., Lorenz, S. J., Jungclaus, J., Raddatz, T., Timmerck, C., Reick, C. H., Segschneider, J., and Six, K.: Sensitivity of a coupled climate-carbon cycle model to large volcanic eruptions during the last millennium, *Tellus B*, 62, 674–681, doi:10.1111/j.1600-0889.2010.00471.x, 2010.
- Brussaard, C. P. D., Noordeloos, A. A. M., Witte, H., Collenteur, M. C. J., Schulz, K., Ludwig, A., and Riebesell, U.: Arctic microbial community dynamics influenced by elevated CO₂ levels, *Biogeosciences*, 10, 719–731, doi:10.5194/bg-10-719-2013, 2013.
- Cadule, P., Friedlingstein, P., Bopp, L., Sitch, S., Jones, C. D., Ciais, P., Piao, S. L., and Peylin, P.: Benchmarking coupled climate-carbon models against long-term atmospheric CO₂ measurements, *Global Biogeochem. Cy.*, 24, GB2016, doi:10.1029/2009GB003556, 2010.
- Caldeira, K. and Wickett, M. E.: Oceanography: Anthropogenic carbon and ocean pH, *Nature*, 425, 365–365, doi:10.1038/425365a, 2003.
- Callendar, G. S.: The artificial production of carbon dioxide and its influence on temperature, *Q. J. Roy. Meteorol. Soc.*, 64, 223–240, doi:10.1002/qj.49706427503, 1938.
- Canadell, J. G., Le Quééré, C., Raupach, M. R., Field, C. B., Buitenhuis, E. T., Ciais, P., Conway, T. J., Gillett, N. P., Houghton, R. A., and Marland, G.: Contributions to accelerating atmospheric CO₂ growth from economic activity, carbon intensity, and efficiency of natural sinks, *P. Natl. Acad. Sci. USA*, 104, 18866–18870, doi:10.1073/pnas.0702737104, 2007.
- Carlson, C. A.: Chapter 4: Production and Removal Processes, in: *Biogeochemistry of Marine Dissolved Organic Matter*, edited by: Hansell, D. and Carlson, C., Academic Press, San Diego, California, 91–152, 2002.
- Carpenter, L. J., Archer, S. D., and Beale, R.: Ocean-atmosphere trace gas exchange, *Chem. Soc. Rev.*, 41, 6473–6506, doi:10.1039/C2CS35121H, 2012.
- Ciais, P., Tans, P. P., White, J. W. C., Trolier, M., Francey, R. J., Berry, J. A., Randall, D. R., Sellers, P. J., Collatz, J. G., and Schimel, D. S.: Partitioning of ocean and land uptake of CO₂ as inferred by $\delta^{13}\text{C}$ measurements from the NOAA Climate Monitoring and Diagnostics Laboratory Global Air Sampling Network, *J. Geophys. Res.-Atmos.*, 100, 5051–5070, doi:10.1029/94JD02847, 1995.
- Ciais, P., Sabine, C., Bala, G., Bopp, L., Brovkin, V., Canadell, J., Chhabra, A., DeFries, R., Galloway, J., Heimann, M., Jones, C., Le Quééré, C., Myneni, R., Piao, S., and Thornton, P.: Carbon and other biogeochemical cycles, in: *Climate Change 2013: The Physical Science Basis Contribution of Working Group I to the Fifth Assessment Report of the Intergovernmental Panel on Climate Change*, edited by: Stocker, T., Qin, D., Plattner, G.-K., Tignor, M., Allen, S., Boschung, J., Nauels, A., Xia, Y., Bex, V., and Midgley, P., Cambridge University Press, Cambridge, UK and New York, NY, USA, 465–570, 2013.

- Cocco, V., Joos, F., Steinacher, M., Frölicher, T. L., Bopp, L., Dunne, J., Gehlen, M., Heinze, C., Orr, J., Oschlies, A., Schneider, B., Segschneider, J., and Tjiputra, J.: Oxygen and indicators of stress for marine life in multi-model global warming projections, *Biogeosciences*, 10, 1849–1868, doi:10.5194/bg-10-1849-2013, 2013.
- Collins, M., Knutti, R., Arblaster, J., Dufresne, J.-L., Fichet, T., Friedlingstein, P., Gao, X., Gutowski, W. J., Johns, T., Krinner, G., Shongwe, M., Tebaldi, C., Weaver, A. J., and Wehner, M.: Long-term climate change: projections, commitments and irreversibility, in: *Climate Change 2013: The Physical Science Basis Contribution of Working Group I to the Fifth Assessment Report of the Intergovernmental Panel on Climate Change*, edited by: Stocker, T., Qin, D., Plattner, G.-K., Tignor, M., Allen, S., Boschung, J., Nauels, A., Xia, Y., Bex, V., and Midgley, P., Cambridge University Press, Cambridge, UK and New York, NY, USA, 1029–1136, 2013.
- Collon, P., Bichler, M., Caggiano, J., DeWayne Cecil, L., El Masri, Y., Golser, R., Jiang, C. L., Heinz, A., Henderson, D., Kutschera, W., Lehmann, B. E., Leleux, P., Loosli, H. H., Pardo, R. C., Paul, M., Rehm, K. E., Schlosser, P., Scott, R. H., Smethie Jr., W. M., and Vondrasek, R.: Development of an AMS method to study oceanic circulation characteristics using cosmogenic ^{39}Ar , *Nucl. Instrum. Meth. Phys. Res. B*, 223–224, 428–434, doi:10.1016/j.nimb.2004.04.081, 2004.
- Connell, S. D., Kroeker, K. J., Fabricius, K. E., Kline, D. I., and Russell, B. D.: The other ocean acidification problem: CO_2 as a resource among competitors for ecosystem dominance, *Philos. T. Roy. Soc. Lond. B*, 368, 20120442, doi:10.1098/rstb.2012.0442, 2013.
- Corbière, A., Metzl, N., Reverdin, G., Brunet, C., and Takahashi, T.: Interannual and decadal variability of the oceanic carbon sink in the North Atlantic subpolar gyre, *Tellus B*, 59, 168–178, doi:10.1111/j.1600-0889.2006.00232.x, 2007.
- Cox, P. M., Pearson, D., Booth, B. B., Friedlingstein, P., Huntingford, C., Jones, C. D., and Luke, C. M.: Sensitivity of tropical carbon to climate change constrained by carbon dioxide variability, *Nature*, 494, 341–344, doi:10.1038/nature11882, 2013.
- Crowley, T. J.: Ice Age terrestrial carbon changes revisited, *Global Biogeochem. Cy.*, 9, 377–389, doi:10.1029/95GB01107, 1995.
- Cruzen, P. J.: Geology of mankind, *Nature*, 415, 23–23, doi:10.1038/415023a, 2002.
- Degens, E. T., Kempe, S., and Spitz, A.: Carbon dioxide: A biogeochemical portrait, in: *The Handbook of Environmental Chemistry: The Natural Environment and the Biogeochemical Cycles*, edited by: Hutzinger, O., Springer, Berlin, Heidelberg, 127–215, 1984.
- Dickson, A. G., Sabine, C. L., and Christian, J. R. (Eds.): Guide to best practices for ocean CO_2 measurements, PICES Special Publication 3, IOCCP Report No. 8, North Pacific Marine Science Organization, Sidney, BC, Canada, 191 pp., 2007.
- Druffel, E. R. M., Williams, P. M., Bauer, J. E., and Ertel, J. R.: Cycling of dissolved and particulate organic matter in the open ocean, *J. Geophys. Res.-Oceans*, 97, 15639–15659, doi:10.1029/92JC01511, 1992.
- Duce, R. A., LaRoche, J., Altieri, K., Arrigo, K. R., Baker, A. R., Capone, D. G., Cornell, S., Dentener, F., Galloway, J., Ganeshram, R. S., Geider, R. J., Jickells, T., Kuypers, M. M., Langlois, R., Liss, P. S., Liu, S. M., Middelburg, J. J., Moore, C. M., Nickovic, S., Oschlies, A., Pedersen, T., Prospero, J., Schlitzer, R., Seitzinger, S., Sorensen, L. L., Uematsu, M., Ulloa, O., Voss, M., Ward, B., and Zamora, L.: Impacts of atmospheric anthropogenic nitrogen on the open ocean, *Science*, 320, 893–897, doi:10.1126/science.1150369, 2008.
- Dupont, S. and Pörtner, H.: Marine science: Get ready for ocean acidification, *Nature*, 498, 429–429, doi:10.1038/498429a, 2013.
- Dupont, S., Ortega-Martínez, O., and Thorndyke, M.: Impact of near-future ocean acidification on echinoderms, *Ecotoxicology*, 19, 449–462, doi:10.1007/s10646-010-0463-6, 2010.
- Dupont, S., Dorey, N., Stumpp, M., Melzner, F., and Thorndyke, M.: Long-term and trans-life-cycle effects of exposure to ocean acidification in the green sea urchin *Strongylocentrotus droebachiensis*, *Mar. Biol.*, 160, 1835–1843, doi:10.1007/s00227-012-1921-x, 2013.
- Dymond, J. and Lyle, M.: Flux comparisons between sediments and sediment traps in the eastern tropical Pacific: Implications for atmospheric CO_2 variations during the Pleistocene, *Limnol. Oceanogr.*, 30, 699–712, 1985.
- Einsele, G., Yan, J., and Hinderer, M.: Atmospheric carbon burial in modern lake basins and its significance for the global carbon budget, *Global Planet. Change*, 30, 167–195, doi:10.1016/S0921-8181(01)00105-9, 2001.
- Etheridge, D. M., Steele, L. P., Langenfelds, R. L., Francey, R. J., Barnola, J.-M., and Morgan, V. I.: Law dome atmospheric CO_2 data, Data Contribution Series #2001-083, IGBP PAGES/World Data Center for Paleoclimatology, Boulder, CO, USA, 2001.
- Fabricius, K. E., Langdon, C., Uthicke, S., Humphrey, C., Noonan, S., De'ath, G., Okazaki, R., Muehllhner, N., Glas, M. S., and Lough, J. M.: Losers and winners in coral reefs acclimatized to elevated carbon dioxide concentrations, *Nat. Clim. Change*, 1, 165–169, doi:10.1038/nclimate1122, 2011.
- Fabry, V., Seibel, B., Feely, R., and Orr, J.: Impacts of ocean acidification on marine fauna and ecosystem processes, *ICES Journal of Marine Science: Journal du Conseil*, 65, 414–432, doi:10.1093/icesjms/fsn048, 2008.
- Falkowski, P., Scholes, R. J., Boyle, E., Canadell, J., Canfield, D., Elser, J., Gruber, N., Hibbard, K., Höglberg, P., Linder, S., Mackenzie, F. T., Moore III, B., Pedersen, T., Rosenthal, Y., Seitzinger, S., Smetacek, V., and Steffen, W.: The global carbon cycle: A test of our knowledge of Earth as a system, *Science*, 290, 291–296, doi:10.1126/science.290.5490.291, 2000.
- Farrell, J. W., and Prell, W. L.: Climatic change and CaCO_3 preservation: An 800,000 year bathymetric reconstruction from the central equatorial Pacific Ocean, *Paleoceanography*, 4, 447–466, doi:10.1029/PA004i004p00447, 1989.
- Feely, R. A., Wanninkhof, R., Takahashi, T., and Tans, P.: Influence of El Niño on the equatorial Pacific contribution to atmospheric CO_2 accumulation, *Nature*, 398, 597–601, doi:10.1038/19273, 1999.
- Feely, R. A., Sabine, C. L., Lee, K., Berelson, W., Kleypas, J., Fabry, V. J., and Millero, F. J.: Impact of anthropogenic CO_2 on the CaCO_3 system in the oceans, *Science*, 305, 362–366, doi:10.1126/science.1097329, 2004.
- Feely, R. A., Takahashi, T., Wanninkhof, R., McPhaden, M. J., Cosca, C. E., Sutherland, S. C., and Carr, M.-E.: Decadal variability of the air-sea CO_2 fluxes in the equatorial Pacific Ocean, *J. Geophys. Res.-Oceans*, 111, C08S90, doi:10.1029/2005JC003129, 2006.

- Feely, R. A., Sabine, C. L., Hernandez-Ayon, J. M., Ianson, D., and Hales, B.: Evidence for upwelling of corrosive “acidified” water onto the continental shelf, *Science*, 320, 1490–1492, doi:10.1126/science.1155676, 2008.
- Feely, R. A., Doney, S. C., and Cooley, S. R.: Ocean acidification: Present conditions and future changes in a high-CO₂ world, *Oceanography*, 22, 36–47, doi:10.5670/oceanog.2009.95, 2009.
- Fenchel, T.: The microbial loop – 25 years later, *J. Exp. Mar. Biol. Ecol.*, 366, 99–103, doi:10.1016/j.jembe.2008.07.013, 2008.
- Fiedler, B., Fietzek, P., Vieira, N., Silva, P., Bittig, H. C., and Körtzinger, A.: In situ CO₂ and O₂ measurements on a profiling float, *J. Atmos. Ocean. Tech.*, 30, 112–126, doi:10.1175/JTECH-D-12-00043.1, 2013.
- Flato, G., Marotzke, J., Abiodun, B., Braconnot, P., Chou, S. C., Collins, W., Cox, P., Driouech, F., Emori, S., Eyring, V., Forest, C., Gleckler, P., Guilyardi, E., Jakob, C., Kattsov, V., Reason, C., and Rummukainen, M.: Evaluation of climate models, in: *Climate Change 2013: The Physical Science Basis Contribution of Working Group I to the Fifth Assessment Report of the Intergovernmental Panel on Climate Change*, edited by: Stocker, T., Qin, D., Plattner, G.-K., Tignor, M., Allen, S., Boschung, J., Nauels, A., Xia, Y., Bex, V., and Midgley, P., Cambridge University Press, Cambridge, UK and New York, NY, USA, 741–866, 2013.
- Frankignoulle, M., Canon, C., and Gattuso, J.-P.: Marine calcification as a source of carbon dioxide: Positive feedback of increasing atmospheric CO₂, *Limnol. Oceanogr.*, 39, 458–462, 1994.
- Freing, A., Wallace, D. W. R., and Bange, H. W.: Global oceanic production of nitrous oxide, *Philos. T. Roy. Soc. Lond. B*, 367, 1245–1255, doi:10.1098/rstb.2011.0360, 2012.
- Friedlingstein, P., Cox, P., Betts, R., Bopp, L., von Bloh, W., Brovkin, V., Cadule, P., Doney, S., Eby, M., Fung, I., Bala, G., John, J., Jones, C., Joos, F., Kato, T., Kawamiya, M., Knorr, W., Lindsay, K., Matthews, H. D., Raddatz, T., Rayner, P., Reick, C., Roeckner, E., Schnitzler, K. G., Schnur, R., Strassmann, K., Weaver, A. J., Yoshikawa, C., and Zeng, N.: Climate–carbon cycle feedback analysis: Results from the C⁴MIP model intercomparison, *J. Climate*, 19, 3337–3353, doi:10.1175/JCLI3800.1, 2006.
- Friis, K., Körtzinger, A., Pätsch, J., and Wallace, D. W. R.: On the temporal increase of anthropogenic CO₂ in the sub-polar North Atlantic, *Deep-Sea Res. Pt. I*, 52, 681–698, doi:10.1016/j.dsr.2004.11.017, 2005.
- Frölicher, T. L., Joos, F., and Raible, C. C.: Sensitivity of atmospheric CO₂ and climate to explosive volcanic eruptions, *Biogeosciences*, 8, 2317–2339, doi:10.5194/bg-8-2317-2011, 2011.
- Garbe, C. S., Rutgersson, A., Boutin, J., Leeuw, G. d., Delille, B., Fairall, C. W., Gruber, N., Hare, J., Ho, D. T., Johnson, M. T., Nightingale, P. D., Pettersson, H., Piskozub, J., Sahleé, E., Tsai, W.-t., Ward, B., Woolf, D. K., and Zappa, C. J.: Transfer across the air-sea interface, in: *Ocean-Atmosphere Interactions of Gases and Particles*, edited by: Liss, P. S. and Johnson, M. T., Springer, Berlin, Heidelberg, 55–112, 2014.
- Gattuso, J.-P., and Hansson, L.: *Ocean acidification*, Oxford University Press, New York, 326 pp., 2011.
- Gazeau, F., Quiblier, C., Jansen, J. M., Gattuso, J.-P., Middelburg, J. J., and Heip, C. H. R.: Impact of elevated CO₂ on shellfish calcification, *Geophys. Res. Lett.*, 34, L07603, doi:10.1029/2006GL028554, 2007.
- Gehlen, M., Bopp, L., Emprin, N., Aumont, O., Heinze, C., and Ragueneau, O.: Reconciling surface ocean productivity, export fluxes and sediment composition in a global biogeochemical ocean model, *Biogeosciences*, 3, 521–537, doi:10.5194/bg-3-521-2006, 2006.
- Gehlen, M., Gangstø, R., Schneider, B., Bopp, L., Aumont, O., and Ethe, C.: The fate of pelagic CaCO₃ production in a high CO₂ ocean: a model study, *Biogeosciences*, 4, 505–519, doi:10.5194/bg-4-505-2007, 2007.
- Gorham, E., Lehman, C., Dyke, A., Clymo, D., and Janssens, J.: Long-term carbon sequestration in North American peatlands, *Quaternary Sci. Rev.*, 58, 77–82, doi:10.1016/j.quascirev.2012.09.018, 2012.
- Gross, M.: Plastic waste is all at sea, *Curr. Biol.*, 23, R135–R137, doi:10.1016/j.cub.2013.01.070, 2013.
- Gruber, N., Sarmiento, J. L., and Stocker, T. F.: An improved method for detecting anthropogenic CO₂ in the oceans, *Global Biogeochem. Cy.*, 10, 809–837, doi:10.1029/96GB01608, 1996.
- Gruber, N., Doney, S., Emerson, S., Gilbert, D., Kobayashi, T., Körtzinger, A., Johnson, G., Johnson, K., Riser, S., and Ulloa, O.: Adding oxygen to Argo: Developing a global in-situ observatory for ocean deoxygenation and biogeochemistry, in: *Proceedings of OceanObs’09: Sustained Ocean Observations and Information for Society*, Venice, Italy, 21–25 September 2009, ESA Publication WPP-306, edited by: Hall, J., Harrison, D., and Stammer, D., doi:10.5270/OceanObs09.cwp.39, 2010.
- Gruber, N., Lachkar, Z., Frenzel, H., Marchesello, P., Münnich, M., McWilliams, J. C., Nagai, T., and Plattner, G.-K.: Eddy-induced reduction of biological production in eastern boundary upwelling systems, *Nat. Geosci.*, 4, 787–792, doi:10.1038/ngeo1273, 2011.
- Guinotte, J. M. and Fabry, V. J.: Ocean acidification and its potential effects on marine ecosystems, *Ann. N. Y. Acad. Sci.*, 1134, 320–342, doi:10.1196/annals.1439.013, 2008.
- Hall, T. M., Haine, T. W. N., and Waugh, D. W.: Inferring the concentration of anthropogenic carbon in the ocean from tracers, *Global Biogeochem. Cy.*, 16, 1131, doi:10.1029/2001GB001835, 2002.
- Hall-Spencer, J. M., Rodolfo-Metalpa, R., Martin, S., Ransome, E., Fine, M., Turner, S. M., Rowley, S. J., Tedesco, D., and Buia, M.-C.: Volcanic carbon dioxide vents show ecosystem effects of ocean acidification, *Nature*, 454, 96–99, doi:10.1038/nature07051, 2008.
- Hamme, R. C., Webley, P. W., Crawford, W. R., Whitney, F. A., DeGrandpre, M. D., Emerson, S. R., Eriksen, C. C., Giesbrecht, K. E., Gower, J. F. R., Kavanaugh, M. T., Peña, M. A., Sabine, C. L., Batten, S. D., Coogan, L. A., Grundle, D. S., and Lockwood, D.: Volcanic ash fuels anomalous plankton bloom in subarctic northeast Pacific, *Geophys. Res. Lett.*, 37, L19604, doi:10.1029/2010GL044629, 2010.
- Haugan, P. M. and Drange, H.: Effects of CO₂ on the ocean environment, *Energy Convers. Manage.*, 37, 1019–1022, doi:10.1016/0196-8904(95)00292-8, 1996.
- Heimann, M. and Maier-Reimer, E.: On the relations between the oceanic uptake of CO₂ and its carbon isotopes, *Global Biogeochem. Cy.*, 10, 89–110, doi:10.1029/95GB03191, 1996.
- Heinze, C.: Assessing the importance of the Southern Ocean for natural atmospheric pCO₂ variations with a global biogeochemical general circulation model, *Deep-Sea Res. Pt. II*, 49, 3105–3125, doi:10.1016/S0967-0645(02)00074-7, 2002.

- Heinze, C.: Simulating oceanic CaCO_3 export production in the greenhouse, *Geophys. Res. Lett.*, 31, L16308, doi:10.1029/2004GL020613, 2004.
- Heinze, C. and Gehlen, M.: Chapter 26: Modelling ocean biogeochemical processes and resulting tracer distributions, in: *Ocean Circulation and Climate*, 2nd Edn., edited by: Siedler, G., Griffies, S., Gould, J., and Church, J., Academic Press, Oxford, UK, 667–694, 2013.
- Heinze, C. and Hasselmann, K.: Inverse multiparameter modeling of paleoclimate carbon cycle indices, *Quatern. Res.*, 40, 281–296, doi:10.1006/qres.1993.1082, 1993.
- Heinze, C., Maier-Reimer, E., and Winn, K.: Glacial $p\text{CO}_2$ reduction by the world ocean: Experiments with the Hamburg Carbon Cycle Model, *Paleoceanography*, 6, 395–430, doi:10.1029/91PA00489, 1991.
- Heinze, C., Kriest, I., and Maier-Reimer, E.: Age offsets among different biogenic and lithogenic components of sediment cores revealed by numerical modeling, *Paleoceanography*, 24, PA4214, doi:10.1029/2008PA001662, 2009.
- Henson, S. A., Sanders, R., and Madsen, E.: Global patterns in efficiency of particulate organic carbon export and transfer to the deep ocean, *Global Biogeochem. Cy.*, 26, GB1028, doi:10.1029/2011GB004099, 2012.
- Hoegh-Guldberg, O., Mumby, P. J., Hooten, A. J., Steneck, R. S., Greenfield, P., Gomez, E., Harvell, C. D., Sale, P. F., Edwards, A. J., Caldeira, K., Knowlton, N., Eakin, C. M., Iglesias-Prieto, R., Muthiga, N., Bradbury, R. H., Dubi, A., and Hatzilios, M. E.: Coral reefs under rapid climate change and ocean acidification, *Science*, 318, 1737–1742, doi:10.1126/science.1152509, 2007.
- Hoffman, F. M., Randerson, J. T., Arora, V. K., Bao, Q., Cadule, P., Ji, D., Jones, C. D., Kawamiya, M., Khatriwala, S., Lindsay, K., Obata, A., Shevliakova, E., Six, K. D., Tjiputra, J. F., Volodin, E. M., and Wu, T.: Causes and implications of persistent atmospheric carbon dioxide biases in Earth System Models, *J. Geophys. Res.-Biogeo.*, 119, 141–162, doi:10.1002/2013JG002381, 2014.
- Houghton, R. A.: The annual net flux of carbon to the atmosphere from changes in land use 1850–1990, *Tellus B*, 51, 298–313, doi:10.1034/j.1600-0889.1999.00013.x, 1999.
- Hurrell, J. W.: Decadal trends in the North Atlantic Oscillation: Regional temperatures and precipitation, *Science*, 269, 676–679, doi:10.1126/science.269.5224.676, 1995.
- Ilyina, T., Zeebe, R. E., Maier-Reimer, E., and Heinze, C.: Early detection of ocean acidification effects on marine calcification, *Global Biogeochem. Cy.*, 23, GB1008, doi:10.1029/2008GB003278, 2009.
- Ilyina, T., Six, K. D., Segsneider, J., Maier-Reimer, E., Li, H., and Núñez-Riboni, I.: Global ocean biogeochemistry model HAMOCC: Model architecture and performance as component of the MPI-Earth system model in different CMIP5 experimental realizations, *J. Adv. Model. Earth Syst.*, 5, 287–315, doi:10.1029/2012MS000178, 2013.
- IPCC: Annex III: Glossary, in: *Climate Change 2013: The Physical Science Basis Contribution of Working Group I to the Fifth Assessment Report of the Intergovernmental Panel on Climate Change*, edited by: Stocker, T., Qin, D., Plattner, G.-K., Tignor, M., Allen, S., Boschung, J., Nauels, A., Xia, Y., Bex, V., and Midgley, P., Cambridge University Press, Cambridge, UK and New York, NY, USA, 1147–1465, 2013.
- Ishii, M., Feely, R. A., Rodgers, K. B., Park, G. H., Wanninkhof, R., Sasano, D., Sugimoto, H., Cosca, C. E., Nakaoka, S., Telszewski, M., Nojiri, Y., Mikaloff Fletcher, S. E., Niwa, Y., Patra, P. K., Valsala, V., Nakano, H., Lima, I., Doney, S. C., Buitenhuis, E. T., Aumont, O., Dunne, J. P., Lenton, A., and Takahashi, T.: Air–sea CO_2 flux in the Pacific Ocean for the period 1990–2009, *Biogeochemistry*, 11, 709–734, doi:10.5194/bg-11-709-2014, 2014.
- Ishii, M., Inoue, H. Y., Midorikawa, T., Saito, S., Tokieda, T., Sasano, D., Nakadate, A., Nemoto, K., Metzl, N., Wong, C. S., and Feely, R. A.: Spatial variability and decadal trend of the oceanic CO_2 in the western equatorial Pacific warm/fresh water, *Deep-Sea Res. Pt. II*, 56, 591–606, doi:10.1016/j.dsr2.2009.01.002, 2009.
- Jahnke, R. A.: The global ocean flux of particulate organic carbon: Areal distribution and magnitude, *Global Biogeochem. Cy.*, 10, 71–88, doi:10.1029/95GB03525, 1996.
- Jansen, H. and Wolf-Gladrow, D. A.: Carbonate dissolution in copepod guts: a numerical model, *Mar. Ecol. Prog.-Ser.*, 221, 199–207, 2001.
- Jiang, Z.-P., Hydes, D. J., Tyrrell, T., Hartman, S. E., Hartman, M. C., Dumousseaud, C., Padin, X. A., Skjelvan, I., and González-Pola, C.: Key controls on the seasonal and interannual variations of the carbonate system and air–sea CO_2 flux in the Northeast Atlantic (Bay of Biscay), *J. Geophys. Res.-Oceans*, 118, 785–800, doi:10.1002/jgrc.20087, 2013.
- Johnson, K. S., Riser, S. C., and Karl, D. M.: Nitrate supply from deep to near-surface waters of the North Pacific subtropical gyre, *Nature*, 465, 1062–1065, doi:10.1038/nature09170, 2010.
- Joint, I., Doney, S. C., and Karl, D. M.: Will ocean acidification affect marine microbes?, *ISME J.*, 5, 1–7, doi:10.1038/ismej.2010.79, 2011.
- Jones, C., Robertson, E., Arora, V., Friedlingstein, P., Shevliakova, E., Bopp, L., Brovkin, V., Hajima, T., Kato, E., Kawamiya, M., Liddicoat, S., Lindsay, K., Reick, C. H., Roelandt, C., Segsneider, J., and Tjiputra, J.: Twenty-first-century compatible CO_2 emissions and airborne fraction simulated by CMIP5 Earth System Models under four representative concentration pathways, *J. Climate*, 26, 4398–4413, doi:10.1175/JCLI-D-12-00554.1, 2013.
- Joos, F., Gerber, S., Prentice, I. C., Otto-Bliesner, B. L., and Valdes, P. J.: Transient simulations of Holocene atmospheric carbon dioxide and terrestrial carbon since the Last Glacial Maximum, *Global Biogeochem. Cy.*, 18, GB2002, doi:10.1029/2003GB002156, 2004.
- Joos, F., Roth, R., Fuglestedt, J. S., Peters, G. P., Enting, I. G., Bloh, W. v., Brovkin, V., Burke, E. J., Eby, M., Edwards, N. R., Friedrich, T., Frölicher, T. L., Halloran, P. R., Holden, P. B., Jones, C., Kleinen, T., Mackenzie, F. T., Matsumoto, K., Meinshausen, M., Plattner, G.-K., Reisinger, A., Segsneider, J., Shaffer, G., Steinacher, M., Strassmann, K., Tanaka, K., Timmermann, A., and Weaver, A. J.: Carbon dioxide and climate impulse response functions for the computation of greenhouse gas metrics: a multi-model analysis, *Atmos. Chem. Phys.*, 13, 2793–2825, doi:10.5194/acp-13-2793-2013, 2013.
- Kattge, J., Díaz, S., Lavorel, S., Prentice, I. C., Leadley, P., Bönsch, G., Garnier, E., Westoby, M., Reich, P. B., Wright, I. J., Cornelissen, J. H. C., Violle, C., Harrison, S. P., Van Bodegom, P. M., Reichstein, M., Enquist, B. J., Soudzilovskaia, N. A., Ackerly, D. D., Anand, M., Atkin, O., Bahn, M., Baker, T. R., Baldocchi, D., Bekker, R., Blanco, C. C., Blonder, B., Bond, W. J., Bradstock,

- R., Bunker, D. E., Casanoves, F., Cavender-Bares, J., Chambers, J. Q., Chapin III, F. S., Chave, J., Coomes, D., Cornwell, W. K., Craine, J. M., Dobrin, B. H., Duarte, L., Durka, W., Elser, J., Esser, G., Estiarte, M., Fagan, W. F., Fang, J., Fernández-Méndez, F., Fidelis, A., Finegan, B., Flores, O., Ford, H., Frank, D., Freschet, G. T., Fyllas, N. M., Gallagher, R. V., Green, W. A., Gutierrez, A. G., Hickler, T., Higgins, S. I., Hodgson, J. G., Jalili, A., Jansen, S., Joly, C. A., Kerkhoffs, A. J., Kirkup, D., Kitajima, K., Kleyer, M., Klotz, S., Knops, J. M. H., Kramer, K., Kühn, I., Kurokawa, H., Laughlin, D., Lee, T. D., Leishman, M., Lens, F., Lenz, T., Lewis, S. L., Lloyd, J., Llusià, J., Louault, F., Ma, S., Mahecha, M. D., Manning, P., Massad, T., Medlyn, B. E., Messier, J., Moles, A. T., Müller, S. C., Nadrowski, K., Naeem, S., Niinemets, Ü., Nöllert, S., Nüske, A., Ogaya, R., Oleksyn, J., Onipchenko, V. G., Onoda, Y., Ordonez, J., Overbeck, G., Ozinga, W. A., Patiño, S., Paula, S., Pausas, J. G., Penuelas, J., Phillips, O. L., Pillar, V., Poorter, H., Poorter, L., Poschlod, P., Prinzing, A., Proulx, R., Rammig, A., Reinsch, S., Reu, B., Sack, L., Salgado-Negret, B., Sardans, J., Shiodera, S., Shipley, B., Siefert, A., Sosinski, E., Soussana, J. F., Swaine, E., Swenson, N., Thompson, K., Thornton, P., Waldram, M., Weiher, E., White, M., White, S., Wright, S. J., Yguel, B., Zaehle, S., Zanne, A. E., and Wirth, C.: TRY – a global database of plant traits, *Global Change Biol.*, 17, 2905–2935, doi:10.1111/j.1365-2486.2011.02451.x, 2011.
- Keeling, C. D.: The Suess effect: ¹³Carbon-¹⁴Carbon interrelations, *Environ. Int.*, 2, 229–300, doi:10.1016/0160-4120(79)90005-9, 1979.
- Keeling, C. D., Piper, S. C., Bacastow, R. B., Wahlen, M., Whorf, T. P., Heimann, M., and Meijer, H. A.: Exchanges of atmospheric CO₂ and ¹³CO₂ with the terrestrial biosphere and oceans from 1978 to 2000, I. Global aspects, SIO Reference, Scripps Institution of Oceanography, UC, San Diego, 1–28, 2001.
- Keeling, R. F., Piper, S. C., and Heimann, M.: Global and hemispheric CO₂ sinks deduced from changes in atmospheric O₂ concentration, *Nature*, 381, 218–221, doi:10.1038/381218a0, 1996.
- Keeling, R. F., Körtzinger, A., and Gruber, N.: Ocean deoxygenation in a warming world, *Annu. Rev. Mar. Sci.*, 2, 199–229, doi:10.1146/annurev.marine.010908.163855, 2010.
- Keeling, R. F., Walker, S. J., Piper, S. C., and Bollenbacher, A. F.: Weekly average baseline air CO₂ data, Atmospheric CO₂ concentrations (ppm) derived from *in situ* air measurements at Mauna Loa, Observatory, Hawaii, Scripps Institution of Oceanography (SIO), U. o. C., La Jolla, California, USA, 2013.
- Keller, K. M., Joos, F., Raible, C. C., Cocco, V., Frölicher, T. L., Dunne, J. P., Gehlen, M., Bopp, L., Orr, J. C., Tjiputra, J., Heinze, C., Segschneider, J., Roy, T., and Metzl, N.: Variability of the ocean carbon cycle in response to the North Atlantic Oscillation, *Tellus B*, 64, 18738, doi:10.3402/tellusb.v64i0.18738, 2012.
- Keller, K. M., Joos, F., and Raible, C. C.: Time of emergence of trends in ocean biogeochemistry, *Biogeosciences*, 11, 3647–3659, doi:10.5194/bg-11-3647-2014, 2014.
- Keller, K. M., Joos, F., Lehner, F., and Raible, C. C.: Detecting changes in marine responses to ENSO from 850 to 2100 C.E.: Insights from the ocean carbon cycle, *Geophys. Res. Lett.*, 42, 518–525, doi:10.1002/2014GL062398, 2015.
- Key, R. M., Kozyr, A., Sabine, C. L., Lee, K., Wanninkhof, R., Bullister, J. L., Feely, R. A., Millero, F. J., Mordy, C., and Peng, T. H.: A global ocean carbon climatology: Results from Global Data Analysis Project (GLODAP), *Global Biogeochem. Cy.*, 18, GB4031, doi:10.1029/2004GB002247, 2004.
- Key, R. M., Tanhua, T., Olsen, A., Hoppema, M., Jutterström, S., Schirnick, C., van Heuven, S., Kozyr, A., Lin, X., Velo, A., Wallace, D. W. R., and Mintrop, L.: The CARINA data synthesis project: introduction and overview, *Earth Syst. Sci. Data*, 2, 105–121, doi:10.5194/essd-2-105-2010, 2010.
- Khatiwala, S., Primeau, F., and Hall, T.: Reconstruction of the history of anthropogenic CO₂ concentrations in the ocean, *Nature*, 462, 346–349, doi:10.1038/nature08526, 2009.
- Khatiwala, S., Tanhua, T., Fletcher, S. M., Gerber, M., Doney, S. C., Graven, H. D., Gruber, N., McKinley, G. A., Murata, A., Ríos, A. F., and Sabine, C. L.: Global ocean storage of anthropogenic carbon, *Biogeosciences*, 10, 2169–2191, doi:10.5194/bg-10-2169-2013, 2013.
- Klaas, C. and Archer, D. E.: Association of sinking organic matter with various types of mineral ballast in the deep sea: Implications for the rain ratio, *Global Biogeochem. Cy.*, 16, 1116, doi:10.1029/2001GB001765, 2002.
- Kleypas, J. A., Buddemeier, R. W., Archer, D., Gattuso, J.-P., Langdon, C., and Opdyke, B. N.: Geochemical consequences of increased atmospheric carbon dioxide on coral reefs, *Science*, 284, 118–120, doi:10.1126/science.284.5411.118, 1999.
- Kroeker, K. J., Kordas, R. L., Crim, R., Hendriks, I. E., Ramajo, L., Singh, G. S., Duarte, C. M., and Gattuso, J.-P.: Impacts of ocean acidification on marine organisms: quantifying sensitivities and interaction with warming, *Global Change Biol.*, 19, 1884–1896, doi:10.1111/gcb.12179, 2013.
- Kroopnick, P. M.: The distribution of ¹³C of ΣCO₂ in the world oceans, *Deep-Sea Res. Pt. A*, 32, 57–84, doi:10.1016/0198-0149(85)90017-2, 1985.
- Landschützer, P., Gruber, N., Bakker, D. C. E., and Schuster, U.: Recent variability of the global ocean carbon sink, *Global Biogeochem. Cy.*, 28, 927–949, doi:10.1002/2014GB004853, 2014.
- Langer, G., Geisen, M., Baumann, K.-H., Kläs, J., Riebesell, U., Thoms, S., and Young, J. R.: Species-specific responses of calcifying algae to changing seawater carbonate chemistry, *Geochem. Geophys. Geosy.*, 7, Q09006, doi:10.1029/2005GC001227, 2006.
- Lee, C., Wakeham, S., and Arnosti, C.: Particulate organic matter in the sea: the composition conundrum, *Ambio*, 33, 565–575, 2004.
- Lefèvre, N., Caniaux, G., Janicot, S., and Gueye, A. K.: Increased CO₂ outgassing in February–May 2010 in the tropical Atlantic following the 2009 Pacific El Niño, *J. Geophys. Res.-Oceans*, 118, 1645–1657, doi:10.1002/jgrc.20107, 2013.
- Leinen, M., Cwienk, D., Heath, G. R., Biscaye, P. E., Kolla, V., Thiede, J., and Dauphin, J. P.: Distribution of biogenic silica and quartz in recent deep-sea sediments, *Geology*, 14, 199–203, doi:10.1130/0091-7613(1986)14<199:dobsaq>2.0.co;2, 1986.
- Lenton, A., Codron, F., Bopp, L., Metzl, N., Cadule, P., Tagliabue, A., and Le Sommer, J.: Stratospheric ozone depletion reduces ocean carbon uptake and enhances ocean acidification, *Geophys. Res. Lett.*, 36, L12606, doi:10.1029/2009GL038227, 2009.
- Lenton, A., Tilbrook, B., Law, R. M., Bakker, D., Doney, S. C., Gruber, N., Ishii, M., Hoppema, M., Lovenduski, N. S., Matear, R. J., McNeil, B. I., Metzl, N., Fletcher, S. E. M., Monteiro, P. M. S., Rödenbeck, C., Sweeney, C., and Takahashi, T.: Sea–air CO₂ fluxes in the Southern Ocean for the period 1990–2009, *Biogeosciences*, 10, 4037–4054, doi:10.5194/bg-10-4037-2013, 2013.

- Le Quéré, C., Harrison, S. P., Colin Prentice, I., Buitenhuis, E. T., Aumont, O., Bopp, L., Claustre, H., Cotrim Da Cunha, L., Geider, R., Giraud, X., Klaas, C., Kohfeld, K. E., Legendre, L., Manizza, M., Platt, T., Rivkin, R. B., Sathyendranath, S., Uitz, J., Watson, A. J., and Wolf-Gladrow, D.: Ecosystem dynamics based on plankton functional types for global ocean biogeochemistry models, *Global Change Biol.*, 11, 2016–2040, doi:10.1111/j.1365-2486.2005.1004.x, 2005.
- Le Quéré, C., Rödenbeck, C., Buitenhuis, E. T., Conway, T. J., Langenfelds, R., Gomez, A., Labuschagne, C., Ramonet, M., Nakazawa, T., Metzl, N., Gillett, N., and Heimann, M.: Saturation of the Southern Ocean CO₂ sink due to recent climate change, *Science*, 316, 1735–1738, doi:10.1126/science.1136188, 2007.
- Le Quéré, C., Andres, R. J., Boden, T., Conway, T., Houghton, R. A., House, J. I., Marland, G., Peters, G. P., Werf, G. R. v. d., Ahlström, A., Andrew, R. M., Bopp, L., Canadell, J. G., Ciais, P., Doney, S. C., Enright, C., Friedlingstein, P., Huntingford, C., Jain, A. K., Jourdain, C., Kato, E., Keeling, R. F., Goldewijk, K. K., Levis, S., Levy, P., Lomas, M., Poulter, B., Raupach, M. R., Schwinger, J., Sitch, S., Stocker, B. D., Viovy, N., Zaehle, S., and Zeng, N.: The global carbon budget 1959–2011, *Earth Syst. Sci. Data*, 5, 165–185, doi:10.5194/essd-5-165-2013, 2013.
- Le Quéré, C., Peters, G. P., Andres, R. J., Andrew, R. M., Boden, T. A., Ciais, P., Friedlingstein, P., Houghton, R. A., Marland, G., Moriarty, R., Sitch, S., Tans, P., Arneeth, A., Arvanitis, A., Bakker, D. C. E., Bopp, L., Canadell, J. G., Chini, L. P., Doney, S. C., Harper, A., Harris, I., House, J. I., Jain, A. K., Jones, S. D., Kato, E., Keeling, R. F., Klein Goldewijk, K., Körtzinger, A., Koven, C., Lefèvre, N., Maignan, F., Omar, A., Ono, T., Park, G. H., Pfeil, B., Poulter, B., Raupach, M. R., Regnier, P., Rödenbeck, C., Saito, S., Schwinger, J., Segsneider, J., Stocker, B. D., Takahashi, T., Tilbrook, B., van Heuven, S., Viovy, N., Wankhoff, R., Wiltshire, A., and Zaehle, S.: Global carbon budget 2013, *Earth Syst. Sci. Data*, 6, 235–263, doi:10.5194/essd-6-235-2014, 2014.
- Limpasuvan, V. and Hartmann, D. L.: Eddies and the annular modes of climate variability, *Geophys. Res. Lett.*, 26, 3133–3136, doi:10.1029/1999GL010478, 1999.
- Liss, P. and Merlivat, L.: Air-sea gas exchange rates: Introduction and synthesis, in: *The Role of Air-Sea Exchange in Geochemical Cycling*, edited by: Buat-Ménard, P., Springer Netherlands, Dordrecht, 113–127, 1986.
- Liou, K.-N.: An introduction to atmospheric radiation, Academic Press, New York, 392 pp., 1980.
- Liu, J., Weinbauer, M., Maier, C., Dai, M., and Gattuso, J.: Effect of ocean acidification on microbial diversity and on microbe-driven biogeochemistry and ecosystem functioning, *Aquat. Microb. Ecol.*, 61, 291–305, doi:10.3354/ame01446, 2010.
- Liu, K., Atkinson, L., Quiñones, R., and Talaue-McManus, L.: Carbon and nutrient fluxes in continental margins. A global synthesis, Springer, Berlin, Heidelberg, 741 pp., 2010.
- Loeng, H., Brander, K., Carmack, E., Denisenko, S., Drinkwater, K., Hansen, B., Kovacs, K., Livingston, P., McLaughlin, F., and Sakshaug, E.: Chapter 9: Marine systems in: *Arctic Climate Impact Assessment: ACIA Overview report*, Cambridge University Press, 454–538, 2005.
- Lovenduski, N. S., Gruber, N., Doney, S. C., and Lima, I. D.: Enhanced CO₂ outgassing in the Southern Ocean from a positive phase of the Southern Annular Mode, *Global Biogeochem. Cy.*, 21, GB2026, doi:10.1029/2006GB002900, 2007.
- Lovenduski, N. S., Gruber, N., and Doney, S. C.: Toward a mechanistic understanding of the decadal trends in the Southern Ocean carbon sink, *Global Biogeochem. Cy.*, 22, GB3016, doi:10.1029/2007GB003139, 2008.
- Maier-Reimer, E. and Hasselmann, K.: Transport and storage of CO₂ in the ocean – an inorganic ocean-circulation carbon cycle model, *Clim. Dynam.*, 2, 63–90, doi:10.1007/BF01054491, 1987.
- Mantua, N. and Hare, S.: The Pacific Decadal Oscillation, *J. Oceanogr.*, 58, 35–44, doi:10.1023/A:1015820616384, 2002.
- Mayorga, E., Seitzinger, S. P., Harrison, J. A., Dumont, E., Beusen, A. H. W., Bouwman, A. F., Fekete, B. M., Kroeze, C., and Dreht, G. V.: Global nutrient export from WaterSheds 2 (NEWS 2): Model development and implementation, *Environ. Model. Softw.*, 25, 837–853, doi:10.1016/j.envsoft.2010.01.007, 2010.
- McClintock, J. B., Angus, R. A., McDonald, M. R., Amsler, C. D., Catledge, S. A., and Vohra, Y. K.: Rapid dissolution of shells of weakly calcified Antarctic benthic macroorganisms indicates high vulnerability to ocean acidification, *Antarct. Sci.*, 21, 449–456, doi:10.1017/S0954102009990198, 2009.
- McKinley, G. A., Takahashi, T., Buitenhuis, E., Chai, F., Christian, J. R., Doney, S. C., Jiang, M. S., Lindsay, K., Moore, J. K., Le Quéré, C., Lima, I., Murtugudde, R., Shi, L., and Wetzel, P.: North Pacific carbon cycle response to climate variability on seasonal to decadal timescales, *J. Geophys. Res.-Oceans*, 111, C07S06, doi:10.1029/2005JC003173, 2006.
- McKinley, G. A., Fay, A. R., Takahashi, T., and Metzl, N.: Convergence of atmospheric and North Atlantic carbon dioxide trends on multidecadal timescales, *Nat. Geosci.*, 4, 606–610, doi:10.1038/ngeo1193, 2011.
- McNeil, B. I. and Matear, R. J.: Southern Ocean acidification: A tipping point at 450-ppm atmospheric CO₂, *P. Natl. Acad. Sci. USA*, 105, 18860–18864, doi:10.1073/pnas.0806318105, 2008.
- Mearns, A. J., Reish, D. J., Oshida, P. S., Ginn, T., and Rempel-Hester, M. A.: Effects of pollution on marine organisms, *Water Environ. Res.*, 83, 1789–1852, doi:10.2175/106143011X13075599870171, 2011.
- Meehl, G. A., Stocker, T. F., Collins, W. D., Friedlingstein, P., Gaye, A. T., Gregory, J. M., Kitoh, A., Knutti, R., Murphy, J. M., Noda, A., Raper, S. C. B., Watterson, I. G., Weaver, A. J., and Zhao, Z.-C.: Global climate projections, in: *Climate change 2007: the physical science basis. Contribution of working group I to the fourth assessment report of the intergovernmental panel on climate change*, edited by: Solomon, S., Qin, D., Manning, M., Chen, Z., Marquis, M., Averyt, K., Tignor, M., and Miller, H., Cambridge University Press, Cambridge, New York, 130–234, 2007.
- Meinshausen, M., Meinshausen, N., Hare, W., Raper, S. C. B., Frieler, K., Knutti, R., Frame, D. J., and Allen, M. R.: Greenhouse-gas emission targets for limiting global warming to 2 °C, *Nature*, 458, 1158–1162, doi:10.1038/nature08017, 2009.
- Menviel, L. and Joos, F.: Toward explaining the Holocene carbon dioxide and carbon isotope records: Results from transient ocean carbon cycle-climate simulations, *Paleoceanography*, 27, PA1207, doi:10.1029/2011PA002224, 2012.

- Metzl, N.: Decadal increase of oceanic carbon dioxide in Southern Indian Ocean surface waters (1991–2007), *Deep-Sea Res. Pt. II*, 56, 607–619, doi:10.1016/j.dsr2.2008.12.007, 2009.
- Mikaloff Fletcher, S. E., Gruber, N., Jacobson, A. R., Doney, S. C., Dutkiewicz, S., Gerber, M., Follows, M., Joos, F., Lindsay, K., Menemenlis, D., Mouchet, A., Müller, S. A., and Sarmiento, J. L.: Inverse estimates of anthropogenic CO₂ uptake, transport, and storage by the ocean, *Global Biogeochem. Cy.*, 20, GB2002, doi:10.1029/2005GB002530, 2006.
- Mitchell, J. F., Budich, R., Jousseaume, S., Lawrence, B., Marotzke, J., and ENES team: Infrastructure Strategy for the European Earth System Modelling Community 2012–2022, ENES, Hamburg, Germany, 2012.
- Mogollón, J. M., Dale, A. W., Fossing, H., and Regnier, P.: Timescales for the development of methanogenesis and free gas layers in recently-deposited sediments of Arkona Basin (Baltic Sea), *Biogeosciences*, 9, 1915–1933, doi:10.5194/bg-9-1915-2012, 2012.
- Mucci, A.: The solubility of calcite and aragonite in seawater at various salinities, temperatures, and one atmosphere total pressure, *Am. J. Sci.*, 283, 780–799, doi:10.2475/ajs.283.7.780, 1983.
- Müller, S. A., Joos, F., Edwards, N. R., and Stocker, T. F.: Water mass distribution and ventilation time scales in a cost-efficient, three-dimensional ocean model, *J. Climate*, 19, 5479–5499, doi:10.1175/JCLI3911.1, 2006.
- Myhre, G., Shindell, D., Bréon, F.-M., Collins, W., Fuglestedt, J., Huang, J., Koch, D., Lamarque, J.-F., Lee, D., Mendoza, B., Nakajima, T., Robock, A., Stephens, G., Takemura, T., and Zhang, H.: Anthropogenic and natural radiative forcing, in: *Climate Change 2013: The Physical Science Basis Contribution of Working Group I to the Fifth Assessment Report of the Intergovernmental Panel on Climate Change*, edited by: Stocker, T., Qin, D., Plattner, G.-K., Tignor, M., Allen, S., Boschung, J., Nauels, A., Xia, Y., Bex, V., and Midgley, P., Cambridge University Press, Cambridge, UK and New York, NY, USA, 659–740, 2013.
- Naqvi, S. W. A., Bange, H. W., Farías, L., Monteiro, P. M. S., Scranton, M. I., and Zhang, J.: Marine hypoxia/anoxia as a source of CH₄ and N₂O, *Biogeosciences*, 7, 2159–2190, doi:10.5194/bg-7-2159-2010, 2010.
- Nightingale, P. D., Malin, G., Law, C. S., Watson, A. J., Liss, P. S., Liddicoat, M. I., Boutin, J., and Upstill-Goddard, R. C.: In situ evaluation of air-sea gas exchange parameterizations using novel conservative and volatile tracers, *Global Biogeochem. Cy.*, 14, 373–387, doi:10.1029/1999GB900091, 2000.
- Oeschger, H., Siegenthaler, U., Schotterer, U., and Gugelmann, A.: A box diffusion model to study the carbon dioxide exchange in nature, *Tellus*, 27, 168–192, doi:10.1111/j.2153-3490.1975.tb01671.x, 1975.
- Olafsson, J., Olafsdottir, S. R., Benoit-Cattin, A., Danielsen, M., Arnarson, T. S., and Takahashi, T.: Rate of Iceland Sea acidification from time series measurements, *Biogeosciences*, 6, 2661–2668, doi:10.5194/bg-6-2661-2009, 2009.
- Oliver, A. E., Newbold, L. K., Whiteley, A. S., and van der Gast, C. J.: Marine bacterial communities are resistant to elevated carbon dioxide levels, *Environ. Microbiol. Rep.*, 6, 574–582, doi:10.1111/1758-2229.12159, 2014.
- Oliver, K. I. C., Hoogakker, B. A. A., Crowhurst, S., Henderson, G. M., Rickaby, R. E. M., Edwards, N. R., and Elderfield, H.: A synthesis of marine sediment core $\delta^{13}\text{C}$ data over the last 150 000 years, *Clim. Past*, 6, 645–673, doi:10.5194/cp-6-645-2010, 2010.
- Olsen, A. and Ninnemann, U.: Large $\delta^{13}\text{C}$ gradients in the preindustrial North Atlantic revealed, *Science*, 330, 658–659, doi:10.1126/science.1193769, 2010.
- Orr, J. C.: Chapter 3: Recent and future changes in ocean carbonate chemistry, in: *Ocean acidification*, edited by: Gattuso, J.-P. and Hansson, L., Oxford University Press, New York, 41–66, 2011.
- Orr, J. C., Fabry, V. J., Aumont, O., Bopp, L., Doney, S. C., Feely, R. A., Gnanadesikan, A., Gruber, N., Ishida, A., Joos, F., Key, R. M., Lindsay, K., Maier-Reimer, E., Matear, R., Monfray, P., Mouchet, A., Najjar, R. G., Plattner, G.-K., Rodgers, K. B., Sabine, C. L., Sarmiento, J. L., Schlitzer, R., Slater, R. D., Totterdell, I. J., Weirig, M.-F., Yamanaka, Y., and Yool, A.: Anthropogenic ocean acidification over the twenty-first century and its impact on calcifying organisms, *Nature*, 437, 681–686, doi:10.1038/nature04095, 2005.
- Palacios, S. and Zimmerman, R.: Response of eelgrass *Zostera marina* to CO₂ enrichment: possible impacts of climate change and potential for remediation of coastal habitats, *Mar. Ecol. Prog.-Ser.*, 344, 1–13, doi:10.3354/meps07084, 2007.
- Paulmier, A., Ruiz-Pino, D., and Garçon, V.: The oxygen minimum zone (OMZ) off Chile as intense source of CO₂ and N₂O, *Cont. Shelf Res.*, 28, 2746–2756, doi:10.1016/j.csr.2008.09.012, 2008.
- Pérez, F. F., Mercier, H., Vázquez-Rodríguez, M., Lherminier, P., Velo, A., Pardo, P. C., Rosón, G., and Ríos, A. F.: Atlantic Ocean CO₂ uptake reduced by weakening of the meridional overturning circulation, *Nat. Geosci.*, 6, 146–152, doi:10.1038/NGEO1680, 2013.
- Peters, G. P., Andrew, R. M., Boden, T., Canadell, J. G., Ciais, P., Le Quééré, C., Marland, G., Raupach, M. R., and Wilson, C.: The challenge to keep global warming below 2 °C, *Nat. Clim. Change*, 3, 4–6, doi:10.1038/nclimate1783, 2013.
- Pfeil, B., Olsen, A., Bakker, D. C. E., Hankin, S., Koyuk, H., Kozyr, A., Malczyk, J., Manke, A., Metzl, N., Sabine, C. L., Akl, J., Alin, S. R., Bates, N., Bellerby, R. G. J., Borges, A., Boutin, J., Brown, P. J., Cai, W.-J., Chavez, F. P., Chen, A., Cosca, C., Fassbender, A. J., Feely, R. A., González-Dávila, M., Goyet, C., Hales, B., Hardman-Mountford, N., Heinze, C., Hood, M., Hoppema, M., Hunt, C. W., Hydes, D., Ishii, M., Johannessen, T., Jones, S. D., Key, R. M., Körtzinger, A., Landschützer, P., Lauvset, S. K., Lefèvre, N., Lenton, A., Lourantou, A., Merlivat, L., Midorikawa, T., Mintrop, L., Miyazaki, C., Murata, A., Nakadate, A., Nakano, Y., Nakaoka, S., Nojiri, Y., Omar, A. M., Padin, X. A., Park, G.-H., Paterson, K., Perez, F. F., Pierrot, D., Poisson, A., Ríos, A. F., Santana-Casiano, J. M., Salisbury, J., Sarma, V. V. S. S., Schlitzer, R., Schneider, B., Schuster, U., Sieger, R., Skjelvan, I., Steinhoff, T., Suzuki, T., Takahashi, T., Tedesco, K., Telszewski, M., Thomas, H., Tilbrook, B., Tjiputra, J., Vandemark, D., Veness, T., Wanninkhof, R., Watson, A. J., Weiss, R., Wong, C. S., and Yoshikawa-Inoue, H.: A uniform, quality controlled Surface Ocean CO₂ Atlas (SOCAT), *Earth Syst. Sci. Data*, 5, 125–143, doi:10.5194/essd-5-125-2013, 2013.
- Philander, S. G.: *El Niño, La Niña, and the Southern Oscillation*, Academic Press, San Diego, CA, USA, 293 pp., 1990.
- Plattner, G.-K., Joos, F., Stocker, T. F., and Marchal, O.: Feedback mechanisms and sensitivities of ocean carbon uptake un-

- der global warming, *Tellus B*, 53, 564–592, doi:10.1034/j.1600-0889.2001.530504.x, 2001.
- Plattner, G. K., Knutti, R., Joos, F., Stocker, T. F., von Bloh, W., Brovkin, V., Cameron, D., Driesschaert, E., Dutkiewicz, S., Eby, M., Edwards, N. R., Fichet, T., Hargreaves, J. C., Jones, C. D., Loutre, M. F., Matthews, H. D., Mouchet, A., Müller, S. A., Nawrath, S., Price, A., Sokolov, A., Strassmann, K. M., and Weaver, A. J.: Long-term climate commitments projected with climate–carbon cycle models, *J. Climate*, 21, 2721–2751, doi:10.1175/2007JCLI1905.1, 2008.
- Pörtner, H.-O.: Ecosystem effects of ocean acidification in times of ocean warming: a physiologist's view, *Mar. Ecol. Prog.-Ser.*, 373, 203–217, doi:10.3354/meps07768, 2008.
- Quay, P. D., Tilbrook, B., and Wong, C. S.: Oceanic uptake of fossil fuel CO₂: carbon-13 evidence, *Science*, 256, 74–79, doi:10.1126/science.256.5053.74, 1992.
- Racapé, V., Pierre, C., Metzl, N., Lo Monaco, C., Reverdin, G., Olsen, A., Morin, P., Vázquez-Rodríguez, M., Ríos, A. F., and Pérez, F. F.: Anthropogenic carbon changes in the Irminger Basin (1981–2006): Coupling $\delta^{13}\text{C}_{\text{DIC}}$ and DIC observations, *J. Mar. Syst.*, 126, 24–32, doi:10.1016/j.jmarsys.2012.12.005, 2013.
- Ramanathan, V., Callis, L., Cess, R., Hansen, J., Isaksen, I., Kuhn, W., Lacis, A., Luther, F., Mahlman, J., Reck, R., and Schlesinger, M.: Climate-chemical interactions and effects of changing atmospheric trace gases, *Rev. Geophys.*, 25, 1441–1482, doi:10.1029/RG025i007p01441, 1987.
- Raupach, M. R., Marland, G., Ciais, P., Le Quééré, C., Canadell, J. G., Klepper, G., and Field, C. B.: Global and regional drivers of accelerating CO₂ emissions, *P. Natl. Acad. Sci. USA*, 104, 10288–10293, doi:10.1073/pnas.0700609104, 2007.
- Raven, J., Caldeira, K., Elderfield, H., Hoegh-Guldberg, O., Liss, P., Riebesell, U., Shepherd, J., Turley, C., and Watson, A.: Ocean acidification due to increasing atmospheric carbon dioxide, Policy document 12/05, The Royal Society, London, 1–68, 2005.
- Regnier, P., Friedlingstein, P., Ciais, P., Mackenzie, F. T., Gruber, N., Janssens, I. A., Laruelle, G. G., Lauerwald, R., Luysaert, S., Andersson, A. J., Arndt, S., Arnosti, C., Borges, A. V., Dale, A. W., Gallego-Sala, A., Goddérís, Y., Goossens, N., Hartmann, J., Heinze, C., Ilyina, T., Joos, F., LaRowe, D. E., Leifeld, J., Meysman, F. J. R., Munhoven, G., Raymond, P. A., Spahni, R., Suntharalingam, P., and Thullner, M.: Anthropogenic perturbation of the carbon fluxes from land to ocean, *Nat. Geosci.*, 6, 597–607, doi:10.1038/ngeo1830, 2013.
- Ricke, K., Orr, J., Schneider, K., and Caldeira, K.: Risks to coral reefs from ocean carbonate chemistry changes in recent earth system model projections, *Environ. Res. Lett.*, 8, 034003, doi:10.1088/1748-9326/8/3/034003, 2013.
- Ridgwell, A., Zondervan, I., Hargreaves, J. C., Bijma, J., and Lenton, T. M.: Assessing the potential long-term increase of oceanic fossil fuel CO₂ uptake due to CO₂-calcification feedback, *Biogeosciences*, 4, 481–492, doi:10.5194/bg-4-481-2007, 2007.
- Riebesell, U., Schulz, K. G., Bellerby, R. G. J., Botros, M., Fritsche, P., Meyerhofer, M., Neill, C., Nondal, G., Oschlies, A., Wohlers, J., and Zollner, E.: Enhanced biological carbon consumption in a high CO₂ ocean, *Nature*, 450, 545–548, doi:10.1038/nature06267, 2007.
- Ries, J. B., Cohen, A. L., and McCorkle, D. C.: Marine calcifiers exhibit mixed responses to CO₂-induced ocean acidification, *Geology*, 37, 1131–1134, doi:10.1130/g30210a.1, 2009.
- Rintoul, S. R.: South Atlantic interbasin exchange, *J. Geophys. Res.-Oceans*, 96, 2675–2692, doi:10.1029/90JC02422, 1991.
- Roy, T., Bopp, L., Gehlen, M., Schneider, B., Cadule, P., Frölicher, T. L., Segsneider, J., Tjiputra, J., Heinze, C., and Joos, F.: Regional impacts of climate change and atmospheric CO₂ on future ocean carbon uptake: A multimodel linear feedback analysis, *J. Climate*, 24, 2300–2318, doi:10.1175/2010JCLI3787.1, 2011.
- Sabine, C. L., Feely, R. A., Gruber, N., Key, R. M., Lee, K., Bullister, J. L., Wanninkhof, R., Wong, C. S., Wallace, D. W. R., Tilbrook, B., Millero, F. J., Peng, T.-H., Kozyr, A., Ono, T., and Ríos, A. F.: The oceanic sink for anthropogenic CO₂, *Science*, 305, 367–371, doi:10.1126/science.1097403, 2004.
- Sabine, C. L., Ducklow, H., and Hood, M.: International carbon coordination: Roger Revelle's legacy in the Intergovernmental Oceanographic Commission, *Oceanography*, 23, 48–61, doi:10.5670/oceanog.2010.23, 2010.
- Sabine, C. L., Hankin, S., Koyuk, H., Bakker, D. C. E., Pfeil, B., Olsen, A., Metzl, N., Kozyr, A., Fassbender, A., Manke, A., Malczyk, J., Akl, J., Alin, S. R., Bellerby, R. G. J., Borges, A., Boutin, J., Brown, P. J., Cai, W.-J., Chavez, F. P., Chen, A., Cosca, C., Feely, R. A., González-Dávila, M., Goyet, C., Hardman-Mountford, N., Heinze, C., Hoppema, M., Hunt, C. W., Hydes, D., Ishii, M., Johannessen, T., Key, R. M., Körtzinger, A., Landschützer, P., Lauvset, S. K., Lefèvre, N., Lenton, A., Lourantou, A., Merlivat, L., Midorikawa, T., Mintrop, L., Miyazaki, C., Murata, A., Nakadate, A., Nakano, Y., Nakaoka, S., Nojiri, Y., Omar, A. M., Padin, X. A., Park, G.-H., Paterson, K., Perez, F. F., Pierrot, D., Poisson, A., Ríos, A. F., Salisbury, J., Santana-Casiano, J. M., Sarma, V. V. S. S., Schlitzer, R., Schneider, B., Schuster, U., Sieger, R., Skjelvan, I., Steinhoff, T., Suzuki, T., Takahashi, T., Tedesco, K., Telszewski, M., Thomas, H., Tilbrook, B., Vandemark, D., Veness, T., Watson, A. J., Weiss, R., Wong, C. S., and Yoshikawa-Inoue, H.: Surface Ocean CO₂ Atlas (SOCAT) gridded data products, *Earth Syst. Sci. Data*, 5, 145–153, doi:10.5194/essd-5-145-2013, 2013.
- Santana-Casiano, J. M., González-Dávila, M., Rueda, M.-J., Llinás, O., and González-Dávila, E.-F.: The interannual variability of oceanic CO₂ parameters in the northeast Atlantic subtropical gyre at the ESTOC site, *Global Biogeochem. Cy.*, 21, GB1015, doi:10.1029/2006GB002788, 2007.
- Sarmiento, J. L. and Gruber, N.: *Ocean biogeochemical dynamics*, Princeton University Press, Princeton, NJ, 528 pp., 2006.
- Sarmiento, J. L. and Le Quééré, C.: Oceanic carbon dioxide uptake in a model of century-scale global warming, *Science*, 274, 1346–1350, doi:10.1126/science.274.5291.1346, 1996.
- Schellnhuber, H.: Tragic triumph, *Climatic Change*, 100, 229–238, doi:10.1007/s10584-010-9838-1, 2010.
- Schiermeier, Q.: Environment: Earth's acid test, *Nature*, 471, 154–156, doi:10.1038/471154a, 2011.
- Schlitzer, R.: Applying the adjoint method for biogeochemical modeling: export of particulate organic matter in the world ocean, in: *Inverse Methods in Global Biogeochemical Cycles*, edited by: Kasibhatla, P., Heimann, M., Rayner, P., Mahowald, N., Prinn, R. G., and Hartley, D. E., American Geophysical Union, Washington, D.C., 107–124, 2000.

- Schlitzer, R.: Assimilation of radiocarbon and chlorofluorocarbon data to constrain deep and bottom water transports in the world ocean, *J. Phys. Oceanogr.*, 37, 259–276, doi:10.1175/JPO3011.1, 2007.
- Schultz, M. G., Heil, A., Hoelzemann, J. J., Spessa, A., Thonicke, K., Goldammer, J. G., Held, A. C., Pereira, J. M. C., and van het Bolscher, M.: Global wildland fire emissions from 1960 to 2000, *Global Biogeochem. Cy.*, 22, GB2002, doi:10.1029/2007GB003031, 2008.
- Schuster, U. and Watson, A. J.: A variable and decreasing sink for atmospheric CO₂ in the North Atlantic, *J. Geophys. Res.-Oceans*, 112, C11006, doi:10.1029/2006JC003941, 2007.
- Schuster, U., Watson, A. J., Bates, N. R., Corbiere, A., Gonzalez-Davila, M., Metzl, N., Pierrot, D., and Santana-Casiano, M.: Trends in North Atlantic sea-surface *f*CO₂ from 1990 to 2006, *Deep-Sea Res. Pt. II*, 56, 620–629, doi:10.1016/j.dsr2.2008.12.011, 2009.
- Schuster, U., McKinley, G. A., Bates, N., Chevallier, F., Doney, S. C., Fay, A. R., González-Dávila, M., Gruber, N., Jones, S., Krijnen, J., Landschützer, P., Lefèvre, N., Manizza, M., Mathis, J., Metzl, N., Olsen, A., Rios, A. F., Rödenbeck, C., Santana-Casiano, J. M., Takahashi, T., Wanninkhof, R., and Watson, A. J.: An assessment of the Atlantic and Arctic sea–air CO₂ fluxes, 1990–2009, *Biogeosciences*, 10, 607–627, doi:10.5194/bg-10-607-2013, 2013.
- Schuur, E. A. G., Vogel, J. G., Crummer, K. G., Lee, H., Sickman, J. O., and Osterkamp, T. E.: The effect of permafrost thaw on old carbon release and net carbon exchange from tundra, *Nature*, 459, 556–559, doi:10.1038/nature08031, 2009.
- Séférian, R., Bopp, L., Swingedouw, D., and Servonnat, J.: Dynamical and biogeochemical control on the decadal variability of ocean carbon fluxes, *Earth Syst. Dynam.*, 4, 109–127, doi:10.5194/esd-4-109-2013, 2013.
- Séférian, R., Ribes, A., and Bopp, L.: Detecting the anthropogenic influences on recent changes in ocean carbon uptake, *Geophys. Res. Lett.*, 41, 5968–5977, doi:10.1002/2014GL061223, 2014.
- Shakhova, N., Semiletov, I., Leifer, I., Sergienko, V., Salyuk, A., Kosmach, D., Chernykh, D., Stubbs, C., Nicolsky, D., Tumskey, V., and Gustafsson, O.: Ebullition and storm-induced methane release from the East Siberian Arctic Shelf, *Nat. Geosci.*, 7, 64–70, doi:10.1038/ngeo2007, 2014.
- Siegenthaler, U. R. S., Monnin, E., Kawamura, K., Spahni, R., Schwander, J., Stauffer, B., Stocker, T. F., Barnola, J.-M., and Fischer, H.: Supporting evidence from the EPICA Dronning Maud Land ice core for atmospheric CO₂ changes during the past millennium, *Tellus B*, 57, 51–57, doi:10.1111/j.1600-0889.2005.00131.x, 2005.
- Sigman, D. M. and Boyle, E. A.: Glacial/interglacial variations in atmospheric carbon dioxide, *Nature*, 407, 859–869, doi:10.1038/35038000, 2000.
- Smethie Jr., W. M.: Tracing the thermohaline circulation in the western North Atlantic using chlorofluorocarbons, *Prog. Oceanogr.*, 31, 51–99, doi:10.1016/0079-6611(93)90023-7, 1993.
- Steinacher, M., Joos, F., Frölicher, T. L., Plattner, G. K., and Doney, S. C.: Imminent ocean acidification in the Arctic projected with the NCAR global coupled carbon cycle-climate model, *Biogeosciences*, 6, 515–533, doi:10.5194/bg-6-515-2009, 2009.
- Steinacher, M., Joos, F., Frölicher, T. L., Bopp, L., Cadule, P., Cocco, V., Doney, S. C., Gehlen, M., Lindsay, K., Moore, J. K., Schneider, B., and Segschneider, J.: Projected 21st century decrease in marine productivity: a multi-model analysis, *Biogeosciences*, 7, 979–1005, doi:10.5194/bg-7-979-2010, 2010.
- Steinacher, M., Joos, F., and Stocker, T. F.: Allowable carbon emissions lowered by multiple climate targets, *Nature*, 499, 197–201, doi:10.1038/nature12269, 2013.
- Steinfeldt, R., Rhein, M., and Walter, M.: NADW transformation at the western boundary between and, *Deep-Sea Res. Pt. I*, 54, 835–855, doi:10.1016/j.dsr.2007.03.004, 2007.
- Stoener, R. W., Schaeffer, O. A., and Katcoff, S.: Half-lives of Argon-37, Argon-39, and Argon-42, *Science*, 148, 1325–1328, doi:10.1126/science.148.3675.1325, 1965.
- Stuiver, M. and Polach, H. A.: Discussion; reporting of ¹⁴C data, *Radiocarbon*, 19, 355–363, 1977.
- Suzuki, T., Ishii, M., Aoyama, M., Christian, J., Enyo, K., Kawano, T., Key, R., Kosugi, N., Kozyr, A., Miller, L., Murata, A., Nakano, T., Ono, T., Saino, T., Sasaki, K., Sasano, D., Takatani, Y., Wakita, M., and Sabine, C.: PACIFICA Data Synthesis Project. ORNL/CDIAC-159, NDP-092 Carbon Dioxide Information Analysis Center, O. R. N. L., US Department of Energy, Oak Ridge, Tennessee, USA, 2013.
- Swart, S., Chang, N., Fauchereau, N., Joubert, W., Lucas, M., Mtschali, T., Roychoudhury, A., Tagliabue, A., Thomalla, S., Waldron, H., and Monteiro, P. M. S.: Southern Ocean Seasonal Cycle Experiment 2012: Seasonal scale climate and carbon cycle links, *S. Afr. J. Sci.*, 108, 1089, doi:10.4102/sajs.v108i3/4.1089, 2012.
- Takahashi, T., Sutherland, S. C., Wanninkhof, R., Sweeney, C., Feely, R. A., Chipman, D. W., Hales, B., Friederich, G., Chavez, F., Sabine, C., Watson, A., Bakker, D. C. E., Schuster, U., Metzl, N., Yoshikawa-Inoue, H., Ishii, M., Midorikawa, T., Nojiri, Y., Körtzinger, A., Steinhoff, T., Hoppema, M., Olafsson, J., Arnarson, T. S., Tilbrook, B., Johannessen, T., Olsen, A., Bellerby, R., Wong, C. S., Delille, B., Bates, N. R., and de Baar, H. J. W.: Climatological mean and decadal change in surface ocean *p*CO₂ and net sea–air CO₂ flux over the global oceans, *Deep-Sea Res. Pt. II*, 56, 554–577, doi:10.1016/j.dsr2.2008.12.009, 2009.
- Tans, P. P.: The CO₂ lifetime concept should be banished: An editorial comment, *Climatic Change*, 37, 487–490, doi:10.1023/A:1005373006194, 1997.
- Tans, P. P., Berry, J. A., and Keeling, R. F.: Oceanic ¹³C/¹²C observations: A new window on ocean CO₂ uptake, *Global Biogeochem. Cy.*, 7, 353–368, doi:10.1029/93GB00053, 1993.
- Thomas, H., Friederike Prowe, A. E., Lima, I. D., Doney, S. C., Wanninkhof, R., Greatbatch, R. J., Schuster, U., and Corbiere, A.: Changes in the North Atlantic Oscillation influence CO₂ uptake in the North Atlantic over the past 2 decades, *Global Biogeochem. Cy.*, 22, GB4027, doi:10.1029/2007GB003167, 2008.
- Thomsen, J., Gutowska, M. A., Saphörster, J., Heinemann, A., Trübenbach, K., Fietzke, J., Hiebenthal, C., Eisenhauer, A., Körtzinger, A., Wahl, M., and Melzner, F.: Calcifying invertebrates succeed in a naturally CO₂-rich coastal habitat but are threatened by high levels of future acidification, *Biogeosciences*, 7, 3879–3891, doi:10.5194/bg-7-3879-2010, 2010.
- Thomsen, J., Casties, I., Pansch, C., Körtzinger, A., and Melzner, F.: Food availability outweighs ocean acidification effects in juvenile *Mytilus edulis*: laboratory and field experiments, *Global Change Biol.*, 19, 1017–1027, doi:10.1111/gcb.12109, 2013.

- Tjiputra, J. F., Assmann, K., and Heinze, C.: Anthropogenic carbon dynamics in the changing ocean, *Ocean Sci.*, 6, 605–614, doi:10.5194/os-6-605-2010, 2010.
- Tjiputra, J. F., Olsen, A., Assmann, K., Pfeil, B., and Heinze, C.: A model study of the seasonal and long-term North Atlantic surface $p\text{CO}_2$ variability, *Biogeosciences*, 9, 907–923, doi:10.5194/bg-9-907-2012, 2012.
- Tjiputra, J. F., Roelandt, C., Bentsen, M., Lawrence, D. M., Lorentzen, T., Schwinger, J., Seland, Ø., and Heinze, C.: Evaluation of the carbon cycle components in the Norwegian Earth System Model (NorESM), *Geosci. Model Dev.*, 6, 301–325, doi:10.5194/gmd-6-301-2013, 2013.
- Tol, R. S. J.: Europe's long-term climate target: A critical evaluation, *Energy Policy*, 35, 424–432, doi:10.1016/j.enpol.2005.12.003, 2007.
- Tomizuka, A.: Estimation of the power of greenhouse gases on the basis of absorption spectra, *Am. J. Phys.*, 78, 359–366, doi:10.1119/1.3280233, 2010.
- Touratier, F. and Goyet, C.: Definition, properties, and Atlantic Ocean distribution of the new tracer TrOCA, *J. Mar. Syst.*, 46, 169–179, doi:10.1016/j.jmarsys.2003.11.016, 2004.
- Tunnicliffe, V., Davies, K. T. A., Butterfield, D. A., Embley, R. W., Rose, J. M., and Chadwick Jr., W. W.: Survival of mussels in extremely acidic waters on a submarine volcano, *Nat. Geosci.*, 2, 344–348, doi:10.1038/ngeo500, 2009.
- Turnewitsch, R., Springer, B. M., Kiriakoulakis, K., Vilas, J. C., Aristegui, J., Wolff, G., Peine, F., Werk, S., Graf, G., and Waniek, J. J.: Determination of particulate organic carbon (POC) in seawater: The relative methodological importance of artificial gains and losses in two glass-fiber-filter-based techniques, *Mar. Chem.*, 105, 208–228, doi:10.1016/j.marchem.2007.01.017, 2007.
- United Nations: UN Framework Convention on Climate Change, Report of the Conference of the Parties on its fifteenth session, held in Copenhagen from 7 to 19 December 2009, Addendum, Part Two: Action taken by the Conference of the Parties, at its fifteenth session, https://unfccc.int/documentation/documents/advanced_search/items/6911.php?preref=600005735, last access: June 2015, 1–43, 2010.
- Usbeck, R., Schlitzer, R., Fischer, G., and Wefer, G.: Particle fluxes in the ocean: comparison of sediment trap data with results from inverse modeling, *J. Mar. Syst.*, 39, 167–183, doi:10.1016/S0924-7963(03)00029-0, 2003.
- Valsala, V. K., Roxy, M. K., Ashok, K., and Murtugudde, R.: Spatiotemporal characteristics of seasonal to multidecadal variability of $p\text{CO}_2$ and air-sea CO_2 fluxes in the equatorial Pacific Ocean, *J. Geophys. Res.-Oceans*, 119, 8987–9012, doi:10.1002/2014JC010212, 2014.
- van der Werf, G. R., Dempewolf, J., Trigg, S. N., Randerson, J. T., Kasibhatla, P. S., Giglio, L., Murdiyarso, D., Peters, W., Morton, D. C., Collatz, G. J., Dolman, A. J., and DeFries, R. S.: Climate regulation of fire emissions and deforestation in equatorial Asia, *P. Natl. Acad. Sci. USA*, 105, 20350–20355, doi:10.1073/pnas.0803375105, 2008.
- van Vuuren, D. P., Edmonds, J., Kainuma, M., Riahi, K., Thomson, A., Hibbard, K., Hurtt, G. C., Kram, T., Krey, V., Lamarque, J.-F., Masui, T., Meinshausen, M., Nakicenovic, N., Smith, S. J., and Rose, S. K.: The representative concentration pathways: an overview, *Climatic Change*, 109, 5–31, doi:10.1007/s10584-011-0148-z, 2011a.
- van Vuuren, D. P., Stehfest, E., Elzen, M. G. J., Kram, T., Vliet, J., Deetman, S., Isaac, M., Klein Goldewijk, K., Hof, A., Mendoza Beltran, A., Oostenrijk, R., and Ruijven, B.: RCP2.6: exploring the possibility to keep global mean temperature increase below 2°C , *Climatic Change*, 109, 95–116, doi:10.1007/s10584-011-0152-3, 2011b.
- Vázquez-Rodríguez, M., Pérez, F. F., Velo, A., Ríos, A. F., and Mercier, H.: Observed acidification trends in North Atlantic water masses, *Biogeosciences*, 9, 5217–5230, doi:10.5194/bg-9-5217-2012, 2012.
- Veron, J. E. N., Hoegh-Guldberg, O., Lenton, T. M., Lough, J. M., Obura, D. O., Pearce-Kelly, P., Sheppard, C. R. C., Spalding, M., Stafford-Smith, M. G., and Rogers, A. D.: The coral reef crisis: The critical importance of < 350 ppm CO_2 , *Mar. Pollut. Bull.*, 58, 1428–1436, doi:10.1016/j.marpolbul.2009.09.009, 2009.
- Volk, T. and Hoffert, M. I.: Ocean carbon pumps: Analysis of relative strengths and efficiencies in ocean-driven atmospheric CO_2 changes, in: *The carbon cycle and atmospheric CO_2 : Natural variations Archean to present*, edited by: Sundquist, E. T. and Broecker, W. S., American Geophysical Union, Washington, D.C., 99–110, 1985.
- Voss, M., Bange, H. W., Dippner, J. W., Middelburg, J. J., Montoya, J. P., and Ward, B.: The marine nitrogen cycle: recent discoveries, uncertainties and the potential relevance of climate change, *Philos. T. Roy. Soc. Lond. B*, 368, 20130121, doi:10.1098/rstb.2013.0121, 2013.
- Wählström, I., Omstedt, A., Björk, G., and Anderson, L. G.: Modelling the CO_2 dynamics in the Laptev Sea, Arctic Ocean: Part I, *J. Mar. Syst.*, 102–104, 29–38, doi:10.1016/j.jmarsys.2012.05.001, 2012.
- Wählström, I., Omstedt, A., Björk, G., and Anderson, L. G.: Modeling the CO_2 dynamics in the Laptev Sea, Arctic Ocean: Part II. Sensitivity of fluxes to changes in the forcing, *J. Mar. Syst.*, 111–112, 1–10, doi:10.1016/j.jmarsys.2012.09.001, 2013.
- Wang, W. C., Yung, Y. L., Lacis, A. A., Mo, T., and Hansen, J. E.: Greenhouse effects due to man-made perturbations of trace gases, *Science*, 194, 685–690, doi:10.1126/science.194.4266.685, 1976.
- Wanninkhof, R.: Relationship between wind speed and gas exchange over the ocean, *J. Geophys. Res.*, 97, 7373–7382, 1992.
- Watson, A. J. and Naveira Garabato, A. C.: The role of Southern Ocean mixing and upwelling in glacial-interglacial atmospheric CO_2 change, *Tellus B*, 58, 73–87, doi:10.1111/j.1600-0889.2005.00167.x, 2006.
- Watson, A. J., Schuster, U., Bakker, D. C. E., Bates, N. R., Corbière, A., González-Dávila, M., Friedrich, T., Hauck, J., Heinze, C., Johannessen, T., Körtzinger, A., Metzl, N., Olafsson, J., Olsen, A., Oschlies, A., Padin, X. A., Pfeil, B., Santana-Casiano, J. M., Steinhoff, T., Telszewski, M., Rios, A. F., Wallace, D. W. R., and Wanninkhof, R.: Tracking the variable North Atlantic sink for atmospheric CO_2 , *Science*, 326, 1391–1393, doi:10.1126/science.1177394, 2009.
- Weiss, R. F.: Carbon dioxide in water and seawater: the solubility of a non-ideal gas, *Mar. Chem.*, 2, 203–215, doi:10.1016/0304-4203(74)90015-2, 1974.
- Wenzel, S., Cox, P. M., Eyring, V., and Friedlingstein, P.: Emergent constraints on climate-carbon cycle feedbacks in the CMIP5 Earth system models, *J. Geophys. Res.-Biogeo.*, 119, 794–807, doi:10.1002/2013JG002591, 2014.

- Wetzel, P., Winguth, A., and Maier-Reimer, E.: Sea-to-air CO₂ flux from 1948 to 2003: A model study, *Global Biogeochem. Cy.*, 19, GB2005, doi:10.1029/2004GB002339, 2005.
- Wolf-Gladrow, D. A., Zeebe, R. E., Klaas, C., Körtzinger, A., and Dickson, A. G.: Total alkalinity: The explicit conservative expression and its application to biogeochemical processes, *Mar. Chem.*, 106, 287–300, doi:10.1016/j.marchem.2007.01.006, 2007.
- Yara, Y., Vogt, M., Fujii, M., Yamano, H., Hauri, C., Steinacher, M., Gruber, N., and Yamanaka, Y.: Ocean acidification limits temperature-induced poleward expansion of coral habitats around Japan, *Biogeosciences*, 9, 4955–4968, doi:10.5194/bg-9-4955-2012, 2012.
- Zaehle, S. and Dalmonech, D.: Carbon–nitrogen interactions on land at global scales: current understanding in modelling climate biosphere feedbacks, *Curr. Opin. Environ. Sustainability*, 3, 311–320, doi:10.1016/j.cosust.2011.08.008, 2011.
- Zeebe, R. E. and Wolf-Gladrow, D.: CO₂ in Seawater: Equilibrium, Kinetics, Isotopes, Elsevier Oceanography Series 65, edited by: Halpern, D., Elsevier Science B. V., Amsterdam, the Netherlands, 2001.
- Zickfeld, K., Eby, M., Weaver, A. J., Alexander, K., Cresspin, E., Edwards, N. R., Eliseev, A. V., Feulner, G., Fichet, T., Forest, C. E., Friedlingstein, P., Goosse, H., Holden, P. B., Joos, F., Kawamiya, M., Kicklighter, D., Kienert, H., Matsumoto, K., Mokhov, I. I., Monier, E., Olsen, S. M., Pedersen, J. O. P., Perrette, M., Philippon-Berthier, G., Ridgwell, A., Schlosser, A., Schneider Von Deimling, T., Shaffer, G., Sokolov, A., Spahni, R., Steinacher, M., Tachiiri, K., Tokos, K. S., Yoshimori, M., Zeng, N., and Zhao, F.: Long-term climate change commitment and reversibility: An EMIC intercomparison, *J. Climate*, 26, 5782–5809, doi:10.1175/JCLI-D-12-00584.1, 2013.