

Environmental effects of offshore produced water discharges: A review focused on the Norwegian continental shelf

Jonny Beyer^{a,*}, Anders Goksøyr^{b,c}, Dag Øystein Hjermann^a, Jarle Klungsøyr^c

^a Norwegian Institute for Water Research (NIVA), Oslo, Norway

^b Department of Biological Sciences, University of Bergen, Norway

^c Institute of Marine Research (IMR), Bergen, Norway

ARTICLE INFO

Keywords:

Offshore produced water discharges
Environmental effects
North sea
Barents sea
Sensitivity
Vulnerability
Effect-based monitoring
Risk assessment
Regulation

ABSTRACT

Produced water (PW), a large byproduct of offshore oil and gas extraction, is reinjected to formations or discharged to the sea after treatment. The discharges contain dispersed crude oil, polycyclic aromatic hydrocarbons (PAHs), alkylphenols (APs), metals, and many other constituents of environmental relevance. Risk-based regulation, greener offshore chemicals and improved cleaning systems have reduced environmental risks of PW discharges, but PW is still the largest operational source of oil pollution to the sea from the offshore petroleum industry. Monitoring surveys find detectable exposures in caged mussel and fish several km downstream from PW outfalls, but biomarkers indicate only mild acute effects in these sentinels. On the other hand, increased concentrations of DNA adducts are found repeatedly in benthic fish populations, especially in haddock. It is uncertain whether increased adducts could be a long-term effect of sediment contamination due to ongoing PW discharges, or earlier discharges of oil-containing drilling waste. Another concern is uncertainty regarding the possible effect of PW discharges in the sub-Arctic Southern Barents Sea. So far, research suggests that sub-arctic species are largely comparable to temperate species in their sensitivity to PW exposure. Larval deformities and cardiac toxicity in fish early life stages are among the biomarkers and adverse outcome pathways that currently receive much attention in PW effect research. Herein, we summarize the accumulated ecotoxicological knowledge of offshore PW discharges and highlight some key remaining knowledge needs.

1. Introduction

Operational discharges of produced water (PW) from offshore oil and gas platforms are a continuous source of contaminants to continental shelf ecosystems (Fig. 1) (Lee and Neff, 2011). The PW is treated to lower the content of unwanted components (Jimenez et al., 2018) and then reinjected to a geological formation or discharged to the sea. Reinjection is considered the Best Environmental Practice for PW management, but these operations are not always technically feasible, making discharge to the sea a very common management solution. In the oceanic area covered by the Oslo-Paris (OSPAR) conventions, about 300 million standard cubic meters (Sm³) were discharged to sea annually in recent years; of these the Norwegian discharges were about 130 million Sm³ (OSPAR, 2019). In 2017, the amount of dispersed oil in these discharges was reported to be about 1600 tons for Norwegian installations, and about 4000 tons for the whole OSPAR area (ibid.). Currently, treated PW is the largest operational waste stream discharged

to sea from the offshore oil and gas industry worldwide.

Although large amounts of PW are discharged to the water column offshore, many consider the PW issue to be a classic case of “the solution to pollution is dilution” as a more rapid dilution occurs offshore compared to in freshwater systems affected by land-based oil and gas fields. From early on, the strong dilution of PW when discharged to the sea was considered adequate to mitigate risks for harmful ecological effects at offshore production fields, e.g., (Koons et al., 1977; Middleditch, 1984; Somerville et al., 1987; Girling, 1989; Stephenson, 1992). Although it is challenging to characterize all possible biological impacts associated with PW discharges, several earlier summaries of research and monitoring programs have concluded there is little to no evidence that significant impacts occur outside the primary dilution zone several kilometers downstream of PW outfalls (Nilsen et al., 2006; Bakke et al., 2013). But despite these general assessments, some remaining unknowns still create concern. One key concern is the prospect of increasing offshore oil and gas activities in northern regions, such

* Corresponding author.

E-mail address: jonny.beyer@niva.no (J. Beyer).

<https://doi.org/10.1016/j.marenvres.2020.105155>

Received 2 July 2020; Received in revised form 15 September 2020; Accepted 17 September 2020

Available online 21 September 2020

0141-1136/© 2020 The Authors. Published by Elsevier Ltd. This is an open access article under the CC BY license (<http://creativecommons.org/licenses/by/4.0/>).

as the Barents Sea. As the ice cap of the Arctic diminishes due to global warming, there will be better conditions for year-round offshore oil and gas operations in the Southern Barents Sea, and the polar sailing route north of Russia will most likely be open for large parts of the year. Both researchers and regulators are concerned over how key species, populations and ecosystems in the Barents Sea will respond to the cumulative stress from a warming climate and increased pollution inputs from industrial discharges such as PW, e.g., (Knol, 2011; Blanchard et al., 2014; Zheng et al., 2016).

The objective of the present review is to provide an updated summary of our knowledge on the ecotoxicology of offshore PW discharges. We primarily address research and monitoring reports from Norwegian research groups, and put most emphasis on peer-reviewed publications. Furthermore, we discuss the notion that marine species and systems of the Southern Barents Sea might be particularly sensitive and vulnerable to adverse effects of future PW discharges. Lastly, we look briefly at the adequacy of the present systems of environmental regulation and management of PW on the NCS and highlight some remaining environmental research needs associated with PW discharges.

2. Environmental contamination by offshore PW discharges

PW consist of formation water and previously injected water. A treated PW discharge typically contains dispersed oil (normally 10–100 mg/L range), dissolved hydrocarbon (HC) gases, suspended particles (e.g. clay), inorganic salts, organic acids, aromatic hydrocarbons, ketones, phenol/alkylphenols, heavy metals, and naturally occurring radioactive materials (NORM) (Fig. 2), and often also chemicals added to the production system to aid the extraction processes or to protect against biofouling and corrosion (Røe Utvik, 1999; Ahmadun et al., 2009; Neff et al., 2011). Many PW compounds remain unidentified and in chromatographic analyses they elute in what is called the “hump” or Unresolved Complex Mixture (UCM) (Melbye et al., 2009; Petersen et al., 2017b).

Treated PWs that meet regulatory limits can be discharged to the sea. The PW discharge will disperse and dilute in the receiving water body according to a number of factors, including: the composition of the

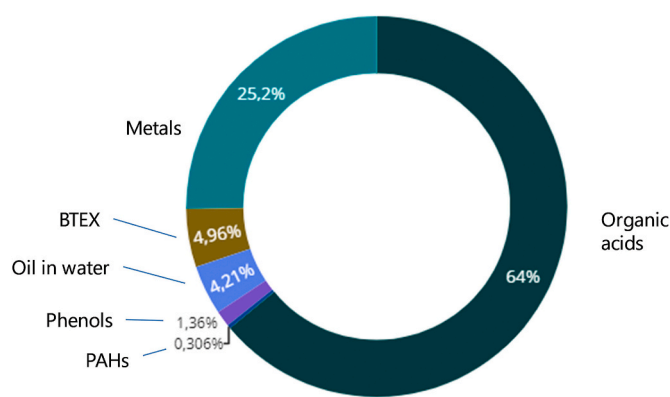


Fig. 2. Relative emissions of naturally occurring substances in PW discharges from Norwegian offshore production platforms in 2019. Data source: Norwegian Oil and Gas and the Norwegian Environment Agency.

discharged mixture; the flow rate, depth, direction and speed of the discharge jet; the sea current and tidal and wind conditions at the site; the differences in temperature, salinity, density, and buoyancy between the PW plume and the surrounding seawater; the stratification of the water column; turbulent mixing conditions; and advection-diffusion processes (Rye et al., 1995; Reed and Hetland, 2002; Niu et al., 2016; Premathilake and Khangaonkar, 2019). Computer-modelling tools such as DREAM (Dose-related Risk and Effect Assessment Model) (Reed and Rye, 2011) are used to predict the PW plume behaviour and the ecotoxicological risk of PW constituents (Neff et al., 2006; Durell et al., 2006). Modelling studies show that offshore PW plumes dilute rapidly and may typically reach a 1000-fold dilution at a distance of 1000 m from the PW outfall (Neff, 2002), although the rate of dilution may vary depending on the site-specific factors mentioned above. Subsequently, the far-field dilution process will proceed until the PW plume mixture becomes so diluted that it can no longer be analytically differentiated from background concentrations of the constituents. In addition, the PW mixture will be transformed and reduced by the weathering of its constituents, particularly by volatilization, microbial biodegradation and

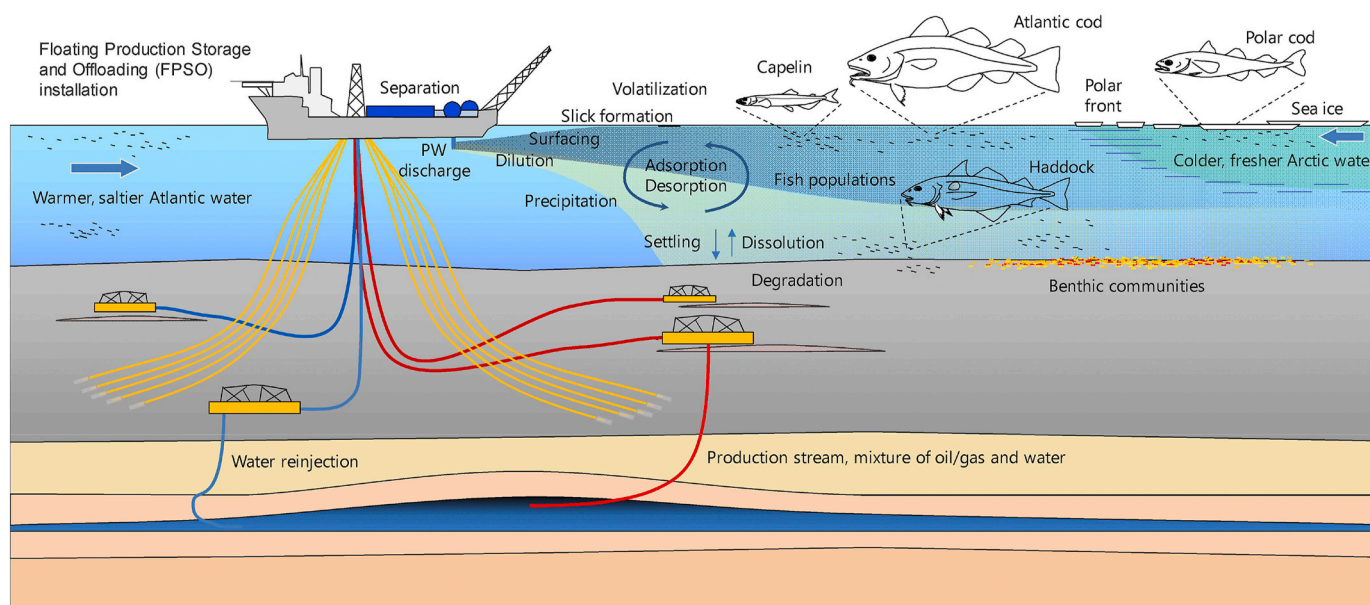


Fig. 1. Produced water (PW) discharged from offshore oil and gas production will spread with oceanic currents, forming a continuously diluting plume that exposes downstream ecosystems (illustrated by a simplified Barents Sea system) to the components of PW. Much research and monitoring have been performed to study possible environmental impacts from PW. Some mild acute effects are found in water column biota some km away from large PW outfalls, but whether there are notable chronic (and ecologically adverse) effects occurring in a larger area downstream, and whether species, populations and ecosystems in the sub-arctic part of the Barents Sea are extra sensitive or vulnerable to PW, remain unknown. These are issues that attract continued research interest.

photodegradation (McFarlin et al., 2018).

Dispersed oil is a key risk component in the PW mixture. Rye et al. (1998a) used PW discharge data from 95 production platforms in the North Sea and the numerical model PROVANN to study the processes of dilution and spreading of dispersed oil from PW discharges on the NCS. They estimated that the highest average concentrations of oil hydrocarbons in the upper 50 m of the water column occur in the platform-dense Tampen area in the northern part of the North Sea. Concentrations as high as 3 µg/L would occur in areas as large as 50–100 km in diameter downstream from major PW discharging platforms, consistent with the estimates of oil concentrations in water reported by Stagg and McIntosh (1996). The study concluded that typical concentrations of oil in water measured in the Tampen area would correspond to an approximate PW dilution rate of 1:10,000 (ibid.).

The concentrations of polycyclic aromatic hydrocarbons (PAH) is a key risk component for PW. According to the monitoring guideline for the NCS (Miljødirektoratet, 2020), the sum of all PAH concentrations (total PAH or TPAH) shall be quantified by the EPA 16 priority PAHs, even though that set of PAHs is not very representative for petrogenic PAH mixtures, e.g. (Richter-Brockmann and Achten, 2018). The EPA 16 PAHs include: naphthalene, acenaphthene, acenaphthylene, fluorene, phenanthrene, anthracene, fluoranthene, pyrene, benz [a]anthracene, chrysene, benzo [b]fluoranthene, benzo [k]fluoranthene, benzo [a]pyrene, benzo [ghi]perylene, indeno [1,2,3,cd]pyrene, and dibenz [a,h]anthracene. Surface seawaters in offshore production fields of the NCS typically contain TPAH concentrations of 25–350 ng/L within 1 km downstream of “normal size” PW discharges; a background concentration of 4–8 ng/L TPAH is typically reached within 5–10 km of the discharge (Durell et al., 2006). This PAH background represents an approximately 100,000-fold dilution of TPAH concentrations measured in a “typical” offshore PW effluent (ibid.). Stagg and McIntosh (1996) used a towed *in situ* UV fluorimeter to measure the total oil hydrocarbon concentrations in the water column at multiple field sites in the North Sea, both close to and far from oil and gas production platforms. As the fluorimeter was calibrated with the water-soluble fraction of a crude oil, oil hydrocarbons other than the 16 priority PAHs were also measured. They found background concentrations of approximately 0.1 µg/L in areas far from platforms, 1–2 µg/L in areas relatively close to platforms and up to 10 µg/L in the German Bight (ibid.). The concentrations of PAHs in fish fillets and other samples from different North Sea fish populations have been studied for years in the Norwegian Condition Monitoring program. Generally, these surveys find low PAH concentrations (below the limits of quantification, LOQ) in muscle samples for gadoid fish species sampled from all regions. However, fluorometric analyses of bile samples indicated a measurable PAH exposure in haddock (*Melanogrammus aeglefinus*) collected in the platform-dense Tampen area (Grøsvik et al., 2009). Fluorometric PAH metabolites detected in fish bile are often a more sensitive exposure marker of recent PAH exposure compared to PAH parent compound measurements in fish tissues; for a review see Beyer et al. (2010).

The uptake routes for the bioaccumulation of different PW contaminants by marine biota will differ depending on the properties of the discharge mixture, the given contaminant and the organism (and its life-phase). Passive uptake over gill surfaces is a key route/mechanism for uptake of hydrophobic organic contaminants. Other important uptake routes include passive and active uptake over digestive epithelia, and active uptake of contaminated food particles. Realistic PW exposure models can therefore be made quite simply as flow-through dilutions in seawater of major PW constituents or real PW mixtures (Sundt et al., 2009b, 2011, 2012b). However, some of the PW exposure studies that have used PW dilutions have used very high test concentrations, sometimes >1% PW, e.g., (Daniels and Means, 1989), and even as high as 50% (1:1 PW and seawater), e.g., (Caliani et al., 2009). These high-level exposures would occur only in the most concentrated part of a PW plume, typically within 100 m of the PW outfall. Controlled behaviour studies have shown that fish will actively avoid environments

contaminated with PAH or oil above certain thresholds, e.g., (Martin, 2017; Claireaux et al., 2018). This means that “reef populations” of fish, i.e. groups of fish congregating around offshore platforms (Jørgensen et al., 2002b; Løkkeborg et al., 2002b), could be less exposed to PW than their close proximity to the PW outfall would suggest, simply because they avoid the PW plume. PW contaminant uptake, and long-term effects, have repeatedly been studied in fish that have received food artificially contaminated with PW-relevant chemical mixtures, e.g., (Meier et al., 2007b, 2011), although the ecological realism of the dietary uptake system used remains uncertain. However, copepods of the genus *Calanus* are key food organisms for fish and can potentially accumulate lipophilic oil components because they have a high lipid content and can filter and ingest oil droplets (Hansen et al., 2017b, 2018b, 2020b). Exposures in fish that occur via contaminated food or due to certain feeding behaviours will be discussed more in connection with measurements of DNA adducts further below. Such contaminant uptake routes could have special relevance for the assessments of possible long-term impact of offshore PW discharges, especially in benthic fish species.

Biomarkers that are used to detect exposures or effects of PW contaminants in marine biota in field surveys must be very sensitive. In fish, the liver-bile-faeces pathway is the major route for elimination of toxic organic aromatic substances such as PAHs and alkylphenols. Bile metabolites of petrogenic PAHs and alkylphenols can act as sensitive markers of PW exposure (Jonsson et al., 2003, 2004, 2008a, 2008b, 2012; Sundt et al., 2009b, 2012b; Beyer et al., 2010, 2011). Recent studies of PW oil droplet toxicity to embryos of Atlantic cod (*Gadus morhua*) and haddock suggest that early life stages of haddock may be more sensitive than cod to dispersed crude oil due to the very sticky chorion (egg surface) of haddock eggs (Sørhus et al., 2015, 2016b, 2017; Sørensen et al., 2017, 2019a; Hansen et al., 2018c, 2019c). Because of their sticky chorion, haddock eggs accumulate far more oil droplets compared to eggs of Atlantic cod which have a non-sticky chorion, hence increasing the exposure to and bioconcentration of hydrophobic petrogenic contaminants. The increased amounts of oil droplets on the chorion reduces the exposure time necessary to cause toxicity, e.g. in post-spawn situations when spawned eggs may drift into a diluted PW plume containing dispersed crude oil. In this scenario, a brief exposure to elevated concentrations of dispersed oil may continue to affect the haddock embryos because the attached oil droplets represent a continued source of exposure even after the embryos are transferred to uncontaminated water (Sørhus et al., 2015).

Field surveys in the NCS offshore monitoring program have repeatedly used transplant caging of fish and mussels to test for accumulation and effects of PW contaminants. The caged sentinels are kept for up to 6 weeks at fixed positions in the likely path of the diluting PW plume, at least for a certain part of the tidal cycle. Such a caging approach provides a semi-controlled *in situ* exposure model. Offshore monitoring surveys on the NCS have repeatedly demonstrated that the caged biota develops exposure signals that are in quite good agreement with the distance they have to the upstream PW outfall. The best exposure markers have been two- and three-rings PAHs, with parent PAHs being detected in caged blue mussels and biliary PAH metabolites being detected in the caged fish. Interestingly, increased concentrations of bile metabolites of petrogenic PAHs and alkylphenols have been detected in fish caged as far as 10 km downstream from offshore production platforms in the assumed direction of the PW plume (Aas et al., 2002; Hylland et al., 2008). The use of offshore caging systems can also be further advanced by applying certain sensitive species or life stages as the caging sentinels. For example, researchers at SINTEF Ocean (Trondheim) have recently developed a new caging rig for use in marine effect monitoring that employs *in situ* fish embryo testing (Hansen et al., 2020a). However, it is uncertain to what extent caged fish are representative for the real-world conditions experienced by wild and free moving fish in offshore waters. For example, in the offshore Condition Monitoring surveys, wild-caught fish species collected in areas relatively

Table 1

Overview of published research or monitoring papers relevant to assessing ecotoxicological effects of offshore PW discharges.

PW study issue	Published research or monitoring studies
Chemical composition of offshore PW discharges and PW mixes in seawater	(Soto et al., 1991; Jacobs et al., 1992; Neff et al., 1992; Priatna et al., 1994; Nimrod and Benson, 1996; Terrens and Tait, 1996; Rye et al., 1998b; Sanni et al., 1998; Vik et al., 1998; Røe Utvik, 1999; Røe Utvik et al., 1999; Neff, 2002; Frost et al., 2002; Røe Utvik and Hasle, 2002; Brakstad et al., 2004; Faksness et al., 2004; Johnsen et al., 2004; Boitsov et al., 2004; Lee et al., 2005; Durell et al., 2006; Brakstad and Bonaunet, 2006; Boitsov et al., 2007; Meier et al., 2007b; Thomas et al., 2009; Ahmadun et al., 2009; Melbye et al., 2009; Balaam et al., 2009; AMAP, 2010b, a, c; Neff et al., 2011; OLF, 2011; Hosseini et al., 2012; Harman et al., 2014; Hale et al., 2016; Godøy et al., 2016; Samanipour et al., 2016; Lofthus et al., 2016; Nepstad et al., 2017; Samanipour et al., 2017a; Samanipour et al., 2017b; Silvani et al., 2017; Dudek et al., 2017; Alyzakis et al., 2018; Samanipour et al., 2018a; Samanipour et al., 2018b; Lofthus et al., 2018a; Lofthus et al., 2018b; McFarlin et al., 2018; Samanipour et al., 2019; Sørensen et al., 2019b; Samanipour et al., 2020; Sørensen et al., 2020)
Monitoring of PW using passive sampling devices and <i>in vitro</i> bioassays Determination of PW contaminant concentrations	(Harman et al., 2009b, 2010, 2011, 2014; Hale et al., 2016, 2019) (Krahn et al., 1986; Brendehaug et al., 1992; McDonald et al., 1995; Neff and Burns, 1996; Johnsen et al., 1998; Tollefsen et al., 1998; Rye et al., 1998a; Røe, 1998; Røe Utvik, 1999; Aas et al., 2000a; Baussant et al., 2001a; Baussant et al., 2001b; Pedersen and Hill, 2002; Booij et al., 2002; Huckins et al., 2002; Lucarelli et al., 2003; Bagni et al., 2005; Namiesnik et al., 2005; Meier et al., 2005; Aas et al., 2006; Bulukin et al., 2006; Boitsov et al., 2007; Jonsson et al., 2008a; Jonsson et al., 2008b; Harman et al., 2008; Brooks et al., 2009; Sundt et al., 2009a; Sundt et al., 2009b; Grung et al., 2009a; Harman et al., 2009b; Skadsheim et al., 2009; AMAP, 2010c, b, a; Meier et al., 2010; Beyer et al., 2010; Beyer et al., 2011; Sundt et al., 2012a; Jonsson and Björkblom, 2011; Sundt and Björkblom, 2011; Jonsson et al., 2012; Broch et al., 2013; Harman et al., 2014; Hale et al., 2016; Hale et al., 2019)
Bioaccumulation and/or effects of PW or oil HCs and PAHs in fish under temperate or boreal conditions	(Lowe and Pipe, 1987; Myers et al., 1991; Aas et al., 2000b; Stephens et al., 2000; Incardona et al., 2004; Taban et al., 2004; Sturve et al., 2006; Laffon et al., 2006; Thomas et al., 2007; Nahrgang et al., 2008, 2010b, 2010c, 2010d; Carls et al., 2008; Baussant et al., 2009, 2011; Holth et al., 2009; Sørhus et al., 2015, 2016b, 2017; Szczybelski et al., 2016, 2019a; Hansen et al., 2016b, 2018a, 2019a, 2019b, 2019c; Sanni et al., 2017a; Sørensen et al., 2017, 2019a, 2020; Krause et al., 2017; Toxværd et al., 2018; Nepstad et al., in press)
Bioaccumulation and/or effects of PW or oil HCs and PAHs in polar cod (<i>B. saida</i>) under sub-arctic or arctic temperature conditions	(Christiansen and George, 1995; George et al., 1995; Nahrgang et al., 2008, 2009, 2010a, 2010b, 2010c, 2010d, 2016, 2019; Christiansen et al., 2010; Jonsson et al., 2010; Gardiner et al., 2013; Dussauze et al., 2014; Geraudie et al., 2014; Andersen et al., 2015; Bakke et al., 2016; Bender et al., 2016, 2018; Vieweg et al., 2017, 2018; Song et al., 2019; Fahd et al., 2019; Laurel et al., 2019)
Exposure of marine biota to PW radioactivity	(Røe Utvik, 1999; Eriksen et al., 2006; Grung et al., 2009b; Olsvik et al., 2012a; Hosseini et al., 2012; Godøy et al., 2016)
Field studies relevant to offshore PW discharges	(Stagg and McIntosh, 1996; Johnsen et al., 1998; Rye et al., 1998a; Røe Utvik and Johnsen, 1999; Reed et al., 2001; Reed and Hetland, 2002; Aas et al., 2002, 2006; Jørgensen et al., 2002a; Løkkeborg et al., 2002a; Wells, 2005; Neff et al., 2006; Durell et al., 2006; Grøsvik et al., 2007, 2009, 2012; Hylland et al., 2008; Brooks et al., 2009, 2011b, 2012; Harman et al., 2009a, 2009b, 2011, 2014; Sundt et al., 2011, 2012b; Bakke et al., 2011; Balk et al., 2011; Smit et al., 2011; Hale et al., 2016)
Non-endocrine effects in fish of PW contaminants and mixtures	(Dey et al., 1983; Schultz et al., 1986; Widdows et al., 1987; Lowe and Pipe, 1987; Daniels and Means, 1989; Strømgren et al., 1995; Stephens et al., 2000; Obata and Kubota, 2000; Okai et al., 2000; Hasselberg et al., 2004a; Hasselberg et al., 2004b; Hurst et al., 2005; Hylland et al., 2006; Olsvik et al., 2007; Meier et al., 2007a; Hylland et al., 2008; Sundt et al., 2008; Tollefsen et al., 2008a; Abrahamson et al., 2008; Holth et al., 2008; Brooks et al., 2009; Holth et al., 2009; Lie et al., 2009; Hannam et al., 2009b; Olsvik et al., 2010; Jonsson et al., 2010; Grøsvik et al., 2010; Farmen et al., 2010; Holth et al., 2010; Perez-Casanova et al., 2010; Holth et al., 2011a; Sundt and Björkblom, 2011; Sundt et al., 2012a; Jonsson and Björkblom, 2011; Balk et al., 2011; Holth et al., 2011b; Olsvik et al., 2011a; Olsvik et al., 2011b; Olsvik et al., 2011c; Perez-Casanova et al., 2012; Grøsvik et al., 2012; Holth and Tollefsen, 2012; Sundt et al., 2012b; Tollefsen et al., 2012; Knag and Taugbøl, 2013; Knag et al., 2013a; Bratberg et al., 2013; Carlsson et al., 2014; Camus et al., 2015; Jensen et al., 2016; Froment et al., 2016; Sanni et al., 2017a; Holth et al., 2017; Petersen et al., 2017b; Petersen et al., 2017c; Petersen et al., 2017a; Hale et al., 2019; Meier et al., accepted)
Endocrine and reproduction related effects in fish of PW contaminants and mixtures	(Jobling and Sumpter, 1993; White et al., 1994b; Gimeno et al., 1998b; Gimeno et al., 1998a; Miles-Richardson et al., 1999; Weber et al., 2002; Tanaka and Grizzle, 2002; Weber et al., 2003; Thomas et al., 2004a, b; Mjøs et al., 2006; Tollefsen et al., 2006; Meier et al., 2007b; Tollefsen et al., 2007; Boitsov et al., 2007; Meier et al., 2008; Tollefsen et al., 2008b; Tollefsen and Nilsen, 2008; Brooks et al., 2009; Thomas et al., 2009; Lie et al., 2009; Meier et al., 2010; Holth et al., 2010; Tollefsen et al., 2011; Meier et al., 2011; Sundt and Björkblom, 2011; Petersen and Tollefsen, 2011; Beyer et al., 2012; Knag et al., 2013b; Knag and Taugbøl, 2013; Knag et al., 2013a; Petersen et al., 2013; Salaberria et al., 2014; Geraudie et al., 2014; Hultman et al., 2015; Sanni et al., 2017a; Petersen et al., 2017c; Petersen et al., 2017a; Hultman et al., 2017)
Benthic invertebrate bioindicators useable for pollution monitoring in the Barents Sea	(Andrade and Renaud, 2011; Jørgensen et al., 2011; Olsen et al., 2011; Włodarska-Kowalczyk et al., 2012; Nahrgang et al., 2013; Kutti et al., 2013, 2015; Tjensvoll et al., 2013; Larsson et al., 2014; Edge et al., 2016; Zetsche et al., 2016; Dauvin et al., 2016; Szczybelski et al., 2016, 2019b; Baussant et al., 2017, 2018; Leys et al., 2018)
Effects of oil and PW associated contaminant exposures in marine crustacean plankton	(Haukas et al., 2007; Camus and Olsen, 2008; Olsen et al., 2008, 2013a; Hatlen et al., 2009; Krapp et al., 2009; Hansen et al., 2011, 2012, 2013a, 2013b, 2014, 2015, 2016a, 2017a, 2017b, 2018b; Broch et al., 2013; Jager and Hansen, 2013; Miljeteig et al., 2013, 2014; Jager and Ravagnan, 2015, 2016; Jager et al., 2015, 2016, 2017; Nepstad et al., 2015; Nordtug et al., 2015; Camus et al., 2015; Farkas et al., 2017; Tollefsen et al., 2017; Krause et al., 2017; Toxværd et al., 2018; Sørensen et al., 2019b; Skottene et al., 2019)
Effects of oil and PW contaminants in krill and shrimps Sensitivity drivers for oil contamination effect in marine fish	(Bechmann et al., 2010; Arnberg et al., 2017, 2019; Moodley et al., 2018; Øverjordet et al., 2018) (Sørensen et al., 2014, 2015, 2016a, 2016b, 2017, 2019a; Duan et al., 2015; Vikebø et al., 2015; Sørhus et al., 2016b, 2017; Nepstad et al., 2017; Hansen et al., 2018c; Tørresen et al., 2018; Torvanger et al., 2018; Jawad et al., 2018)

(continued on next page)

Table 1 (continued)

PW study issue	Published research or monitoring studies
Risk-Based Approach (RBA) tools for PW effect studies (CHARM, EIF, DREAM, and species sensitivity distributions (SSDs).	(Vik et al., 1998; Karman and Reerink, 1998; Scholten et al., 2000; Smit et al., 2005; Brooks et al., 2011a; Radovic et al., 2012; Beyer et al., 2012; Rye et al., 2014; Camus et al., 2015; Jager and Ravagnan, 2015, 2016; Arnberg et al., 2017; Langangen et al., 2017a; Sanni et al., 2017a, 2017b, 2017c; Lofthus et al., 2018a; Parkerton et al., 2018; Karman and Smit, 2019)
Use of “omics” approaches in PW-relevant effect studies	(Bjørnstad et al., 2006; Grøsvik et al., 2006; Olsvik et al., 2007, 2012b; Hansen et al., 2007, 2008a, 2008b, 2011, 2013b; Mæland et al., 2008; Kjersem et al., 2008; Bohne-Kjersem et al., 2009, 2010; Karlsen et al., 2011; Nilsen et al., 2011a, 2011b, 2011c; Sørhus et al., 2016a; Song et al., 2018; Tørresen et al., 2018)
Oil weathering and ecosystem sensitivity to oil pollution under arctic conditions	(Sydnes et al., 1985; Faksness and Brandvik, 2008a, b; Faksness et al., 2008; Brandvik and Faksness, 2009; Sikorski and Pavlova, 2018)
Assessment of mixture toxicity of compounds in PW discharges	(Song et al., 2012, 2014a, 2014b, 2016, 2018; Petersen and Tollefsen, 2011, 2012; Tollefsen et al., 2012; Petersen et al., 2013a, 2014; Beyer et al., 2014)
Decision support tools for oil pollution management in the Barents Sea ecoregion	(Sørensen et al., 2014; Nepstad et al., 2015; Stordal et al., 2015a, 2015b; Alver et al., 2016; de Hoop et al., 2016; Carroll et al., 2018; Lofthus et al., 2018b; Christie et al., 2019)

close to oil platforms have generally shown few indications of exposure of contaminants from PW discharges (Grøsvik et al., 2009, 2010, 2012, 2015), although there are reasons to believe haddock may represent an exception (as will be further discussed below).

3. Effect biomarkers in PW exposed marine organisms

Studies of the toxic effects of offshore PW discharges have focused mainly on water column biota, especially fish, but also invertebrates such as calanoid copepods, the arctic ice amphipod (*Apherusa glacialis*), or the northern krill (*Meganyctiphanes norvegica*) (Table 1).

Cytochrome P450 (CYP) enzymes in fish have received much attention as biomarkers for PW and oil-related contaminants. Research on CYP biomarkers goes back to the early 1970s, pioneered by (among others) R.F. Addison, J.F. Payne and J.J. Stegeman. Various methods for determining CYP1A (a subfamily of CYP) were established, harmonised and quality assured during the 1980s and early 1990s (Goksøyr and Solberg, 1987; Goksøyr et al., 1988; Stagg, 1991; Goksøyr and Förlin, 1992; Stagg and Addison, 1995). The ethoxyresorufin-O-deethylase (EROD) assay is often used as a measurement of CYP1A activity. In several field surveys close to North Sea oil and gas production platforms, Stagg and McIntosh (1996) found elevated EROD activities in fish larvae of both sandeel (*Ammodytes marinus*) and gadoids, suggesting that aromatic components of PW discharges, such as PAH, were bioavailable and capable of inducing CYP1A activity. However, a laboratory-based dose-response follow-up study with 50d-old juvenile turbot exposed to 0.001–1% (v/v) dilutions of a PW sample did not confirm EROD responses similar to those seen in the field survey (Stephens et al., 2000). There have been hundreds of other studies describing virtually all sides of CYP responses in fish as sensitive biomarkers to aromatic contaminant exposures, e.g. see review by van der Oost et al. (2003), but the reliability of this biomarker system as a sensitive effect parameter for ecotoxicological monitoring of offshore PW discharge situations seems not to have been firmly established. One problem may be species differences in the sensitivity of the response. For example, recent PW effect studies such as Meier et al. (2010), found consistent CYP induction responses only when the fish specimens (Atlantic cod) were exposed to a PW concentration of 1% (v/v), which realistically would represent a distance of less than 100 m from a PW outfall offshore. Other controlled PW exposure studies have yielded more sensitive CYP1A induction responses, e.g., as observed by Geraudie et al. (2014) with the use of polar cod (*Boreogadus saida*) exposed at a 0.05% (v/v) concentration for 21 days or more, a concentration which can be expected more than 1000 m downstream from offshore PW outfalls.

Endocrine Disrupting Compounds (EDCs) in offshore PW discharges became a concern around the mid-1990s, especially after alkylphenols (AP), a common class of substances in PW, were identified as a likely cause for xenoestrogenic effects in fish in some UK rivers (Jobling and Sumpter, 1993; White et al., 1994a). The concept of EDC effects of chemical mixtures such as PW also gained increased attention after the

discovery of cumulative and synergistic effects phenomena (Beyer et al., 2014; Tollefsen et al., 2014; Song et al., 2018). Fortunately, the APs that are dominant in PW mixtures are the “low molecular weight” C1 – C3 alkyl congeners, as shown by Boitsov et al. (2007), who characterized 52 different AP species in PW samples from nine different platforms on the NCS. Both the size and substitution position of alkyl side chains have important effects on the ability of APs to act as estrogen receptor (ER) agonists. Para-substituted, tertiary octyl- and nonylphenols (C8 and C9 APs) are the most estrogenic. These AP species are practically absent from typical offshore PW mixtures. According to Boitsov et al. (2007) the total concentration of tertiary, para-substituted APs in nine different PW mixtures from platforms on the NCS was in the range 0.2–1.7 µg/L, with 4-tert-butylphenol (4TBP) accounting for the highest proportion. Compared to the total amount of APs in these nine PWs, the sum of tertiary, para-substituted APs were always less than 1% (and most often far less than 0.1%) of the total AP concentrations. The most common AP with a clear ER agonist potency was 4TBP, although this potency is much weaker than the more potent C8 and C9 AP isomers. However, even though it is the “small AP structures” with little estrogenic potency that are typically found in PW effluents, the very big volumes of PW that are released make it important to assess the xenoestrogenic risk of these discharges. For example, based on *in vitro* models, the input of *in vitro* ER agonists into the North Sea from offshore platforms is estimated to equal almost 11 kg of 17β-estradiol equivalents per year (Thomas et al., 2004a). The AP components in the PW account for about 35% of the observed ER activity (Balaam et al., 2009), whereas the naphthenic acids, another very common compound class in PW (Samanipour et al., 2020), and which includes multiple weak ER agonists, account for about 65% of the non-AP ER agonist activity of PW mixtures (Thomas et al., 2009). The biomarkers most in focus for assessing xenoestrogenicity of offshore PW effluents have been the induction of the female egg-yolk precursor protein vitellogenin and reduced 11-keto-testosterone concentrations in the plasma of male fish and the impaired oocyte development, reduced estrogen levels, and delayed spawning time in females (Meier et al., 2007b). More than 30 research studies that address the effects of PW discharges on the endocrinology and reproduction of offshore fish and fish populations are listed in Table 1; few have investigated effects on invertebrates. Many of the EDC effect studies have been conducted by the Institute of Marine Research (IMR) in Bergen (Norway). The results from these studies were included in a risk assessment of the potential effects of APs from offshore PW on the reproductive success of the key fish stocks in the North Sea (Meier et al., 2008). The assessment concluded that there was no significant risk of adverse reproductive effects on the cod, saithe (*Pollachius virens*) or haddock populations in the North Sea as a result of exposure to APs from offshore PW discharges.

PAH-related DNA adducts are a form of DNA damage caused by covalent attachments of PAHs to DNA. Many studies have shown that fish will develop high concentrations of adducts in different tissues when exposed to PAH mixtures of pyrogenic or petrogenic origins (Aas et al.,

2000b; Aas et al., 2001; Holth et al., 2009; Balk et al., 2011; Sundt et al., 2012b; Pampanin et al., 2017; Meier et al., accepted). Adducts that are not removed by the DNA repair systems of the affected cells can cause mutations that eventually may give rise to development of tumors and other cancer-associated conditions (Baird et al., 2005; Idowu et al., 2019). Adducts are therefore frequently used as biomarkers for hazardous PAH exposure. The potency for forming DNA adducts varies greatly among PAHs and the most common petrogenic PAHs in PW generally have a relative low potency. The most sensitive (but non-specific) method for quantifying PAH-DNA adducts is the ^{32}P -post-labelling assay followed by thin-layer-chromatography (TCL) and autoradiographic determination of PAH-adducted DNA nucleotides (Gupta et al., 1982; Jones and Parry, 1992; Pampanin et al., 2017). Hepatic PAH-DNA adduct formation has been a priority biomarker in the Norwegian offshore monitoring program. Groups of fish (Atlantic cod) have in several surveys been exposed to diluted PW plumes for 5–6 weeks by caging at fixed positions in the water column at increasing distances from different PW outfalls. These offshore caging exposures have generally NOT caused increased DNA adduct concentrations, including when caging was performed close to the Statfjord and Gullfaks platforms (i.e. in the Tampen area) in 2001, 2002 and 2004 and at the Troll field in 2003 (Hylland et al., 2008). Likewise, subsequent surveys in 2006, 2008 and 2009 at the Ekofisk field, centrally in the North Sea, showed no increase in DNA adduct concentrations in cod caged for 5–6 weeks, even not in the groups caged in the diluting plume only 200–250 m downstream of the PW discharge point (Brooks et al., 2011b). It is important to emphasize that several other markers in the caged fish, as well as in blue mussels caged at the same positions, confirmed their exposure to the diluted PW plume. These included increased concentrations of petrogenic PAH in the caged mussels and increased concentrations of biliary PAH metabolites in the caged fish.

In contrast to data from caged fish commented above, samples of wild haddock collected in several parts of the North Sea, and particularly in the platform-dense Tampen area, have repeatedly shown significantly increased concentrations of PAH-DNA adducts (in 2002, 2005 and 2008) (Grøsvik et al., 2009, 2010; Balk et al., 2011). Further confirmatory data of increased adducts in haddock from the Tampen area were obtained by a follow-up survey in 2011, and in this survey there were also found increased DNA adduct concentrations in haddock specimens collected in putative reference areas such as the Egersund Bank and the Viking Bank (Grøsvik et al., 2012). Furthermore, more recent field surveys in several other offshore sites in the North Sea, including in anticipated reference areas far from oil and gas platforms, have found increased concentrations of DNA adducts in haddock and other benthic fish species compared to fish from more pristine remote areas near Iceland and in the Barents Sea (Sundt et al., 2012a; Brooks et al., 2013, 2015; Pampanin et al., 2019). The hepatic DNA adduct signal in haddock from Tampen was particularly high in 2002, with a mean concentration of about 20 nmol adducts per mol normal nucleotides (Balk et al., 2011). Interestingly, during that survey it was noted that virtually all haddock individuals sampled had their stomach and intestine totally full with a sediment-like material, suggesting that they shortly before being captured had been actively reworking surface sediments to search for invertebrate prey, such as soft sediment infaunal brittle stars like *Amphiura filiformis*. No similar sediment-filled gut was found in Atlantic cod and saithe (*Pollachius virens*) although they were collected at the same trawling stations as the haddock, nor did the cod and saithe show any increased PAH-DNA-adduct concentrations (Balk et al., 2011). Thus, the haddock specimens that show increased adduct levels could possibly have experienced increased PAH exposure because of an active sediment-reworking behaviour in areas with PAH-contaminated surface sediments, although this hypothesis has not yet been proven. It is also unknown whether the surface sediments in the wider Tampen area are notably PAH contaminated, for example due to the large on-going discharges of PW from the many production platforms in the area, or because of the past extensive discharge of oil-based drilling waste

(banned in 1993), or a combination of these sources.

Other PAH-associated biomarker effects that have received much focus lately are the cardiac toxicity and impaired development of fish embryos exposed to crude oil and petrogenic PAHs, even at very low concentrations. The key signs of toxicity include cardiovascular dysfunctions, pericardial and yolk sac edemas, subcutaneous haemorrhages, craniofacial deformities, reduced growth, as well as increased mortality rates of larvae and juvenile fish (Spitsbergen et al., 1991; Walker et al., 1991; Hose et al., 1996; Carls et al., 1999, 2008; Guiney et al., 2000; Incardona et al., 2004, 2014, 2015; Dussauze et al., 2014; Incardona and Scholz, 2016). Norwegian groups have recently become active in this area of effects research and have contributed both to improved mechanistic understanding of this effect phenomenon and effect knowledge in new fish species, such as Atlantic cod and haddock (Meier et al., 2007b, 2010, 2011; Sørhus et al., 2015, 2016b, 2017; Sørensen et al., 2017; Hansen et al., 2018c, 2019b, 2019c; Jawad et al., 2018; Lie et al., 2019). Most reports have linked this syndrome to the presence and toxic actions of alkylated tricyclic PAHs, most likely acting via disruptive modulation of intracellular transmembrane calcium and potassium transport, but research is still ongoing to unravel the exact effect mechanism underlying the syndrome and the contaminants that are capable of causing it (Meador and Nahrgang, 2019). To assess the possible risk of PW discharges to Barents Sea fish populations it would be relevant to know whether a low concentration of cardiotoxic PAHs in a PW plume can possibly induce the cardiac toxicity syndrome in fish larvae if they drift through an offshore production field during an active discharge of PW. Hansen et al. (2018a) conducted cardiac toxicity experiments with developing cod embryos exposed to a microbially degraded petrogenic PAH mixture under cold water conditions during a critical period of their heart development. Unexpectedly, significant effects on embryos were found after the PAH mixture had been subjected to a 21-day biodegradation treatment. The authors suggested two possible causes: either PAH metabolites from biodegradation are equally as toxic as the parent PAHs, or there are toxic components within the large UCM fraction that are not measured and that are resistant to biodegradation. The potential ecotoxicity of unknown organic compounds in the UCM hump will normally be assessed by the use of *in vitro* toxicity screening approaches, such as Toxicity Identification Evaluation (TIE) and/or Toxicity Reduction Evaluation (TRE) methodologies (Tietge et al., 1997; Sauer et al., 1997; Thomas et al., 2004b; Elias-Samlings and Agard, 2004; Melbye et al., 2009; Petersen et al., 2017b; Sørensen et al., 2019b, 2020).

The use of immunological responses as effect biomarkers in PW-exposed marine organisms has been investigated with fish such as Atlantic cod (Perez-Casanova et al., 2010, 2012; Holth et al., 2010, 2017), bivalves such as blue mussels (Grundy et al., 1996; Hannam et al., 2009b) and several species of scallops (Hannam et al., 2009a; Hannam et al., 2010a, b; Hannam et al., 2010c). The studies indicate that both PAHs as well as other organic and inorganic components of PW mixtures may have immune modulating properties. Fish have an advanced cell-mediated and humoral (antibody-mediated) immune system comprising a network of cells capable of rapid proliferation and differentiation, regulated by a variety of factors, and closely integrated with other organ-systems and functions. Although this system is responsive to exposure and stress from PAHs and other ecotoxicants, the responses are largely non-specific. Therefore, it is a challenge to understand the immune-modulating effects that PW pollutants may have on fish, because of the complexity of the immune system and the combined effects on immune function of toxicants and various natural stressors (see van der Oost et al. (2003) for an overview discussion). Blue mussels and other bivalves, on the other hand, have a much less advanced cell-based immune system which is affected by pollutant stress and which has been much used in ecotoxicological research and monitoring studies (see Beyer et al. (2017) for a summary). Indeed, pollutant-induced change to lysosomal membrane stability (LMS) in blue mussel haemocyte cells has been among the most successfully used

biomarkers in the Norwegian offshore monitoring program (Brooks et al., 2011b).

Since 2002, high-throughput “omics” technologies involving multi-endpoint methods in genomics, proteomics, or metabolomics, have been used increasingly for ecotoxicological biomarker discovery research, e.g. (Aardema and MacGregor, 2002; Martins et al., 2019). The key principle of an omics approach is to analyse a large number (often thousands) of unidentified analytes per biological sample to assess complex patterns of up- and down-regulations in organisms responding to chemical exposures. In Norway, omics methods have been applied frequently in biomarker discovery studies to search for new measures of effects in fish exposed to offshore PW discharges (Grøsvik et al., 2006; Kjersem et al., 2008; Bohne-Kjersem et al., 2009, 2010; Karlsen et al., 2011) (see also other references in Table 1). These studies suggest that exposures of fish to dispersed crude oil or diluted PW may cause changes in the protein profiles of eggs, larvae and juveniles of Atlantic cod. Systems affected included those regulating the immune system, fertility, bone and muscle development, eye development, lipid metabolism, cell mobility, apoptosis and other vital functions (Bohne-Kjersem et al., 2009; Karlsen et al., 2011, 2012; Nilsen et al., 2011a; Eide et al., 2018). Hence, omics data may provide insights about the systemic and mechanistic effects of PW exposures, such as effects on lipid metabolism related to fitness, and they lead to the discovery of new biomarkers or sets of biomarkers (Karlsen et al., 2011). Although omics and multi-omics approaches represent very powerful tools for biomarker discovery research, more work on verification and validation is needed to bring candidate biomarkers from the discovery phase to their regular use in pollution monitoring (Paulovich et al., 2008; Bohne-Kjersem et al., 2010).

The effects of oil in seawater are relevant for offshore PW discharges simply because these discharges always contain low concentrations of dispersed oil. However, oil concentrations in PW discharges on the NCS are normally lower than regulatory limits (total hydrocarbon content <30 mg/L). For risk and effect assessments of crude oil released to sea, it is important to discriminate between large acute spills and operational releases of PW typically with low oil concentrations. Large accidental oil spills have become rare in recent times as a result of systematic work by industry and governmental bodies to reduce risk. Nevertheless, the largest accidental marine oil spill in history is also among the most recent, i.e. the Deepwater Horizon oil spill in 2010 (Beyer et al., 2016), illustrating the necessity for always maintaining a high alert for oil spill accidents. However, although the many operational offshore PW discharges that are active on the NCS clearly lack the pollution drama associated with major marine oil spills, they still represent the largest point sources of marine crude oil contamination on the NCS. The effects of accidental marine oil spills will therefore, at least as a worst-case scenario, have relevance also for effect assessments of PW discharges.

4. Risk-based assessment and management of offshore PW discharges

When assessing and managing the environmental risk of offshore PW discharges, OSPAR recommends adhering to a harmonised, structured procedure as presented below (Fig. 3). In the OSPAR area, environmental risk assessments of PW discharges have traditionally focused mostly on the residues of dispersed oil, assuming they are the key risk components of PW mixtures. As described in OSPAR Recommendation 2001/1, the management required using of Best Available Techniques (BAT) and Best Environmental Practices (BEP) to minimize the oil content of PW prior to discharge. However, a PW mix may also contain a wide range of other potentially harmful production chemicals, such as heavy metals, corrosion inhibitors, biocides, H₂S scavengers, scale inhibitors, wax inhibitors, emulsion breakers, foam inhibitors, and flocculants (Kelland, 2014). Several modelling tools were developed to assess the risks attributed to offshore production chemicals, such as CHARM (Chemical Hazard Assessment and Risk Management), EIF

(Environmental Impact Factor) (Johnsen et al., 2000; Reed and Rye, 2011), and DREAM (Reed and Rye, 2011). The offshore industry has continued to expand the risk tools for PW (and other discharges) with a cluster of ‘Risk-Based Approach’ (RBA) methodologies under the auspices of the OSPAR Offshore Industry Committee (OIC) (OSPAR, 2012). The key rationale for using RBA in PW management is to focus mitigation actions on discharges and substances that represent the greatest risk to the environment. The RBA requires that risks of PW discharges are assessed with either a whole effluent toxicity (WET) approach, or a substance based (SB) approach, or a combination of the two (de Vries and Jak, 2018; Karman and Smit, 2019). The responsible operator must also generate site-specific data that enables prediction of how much risk is associated with each specific discharge (Karman and Reerink, 1998). For substances that cause direct effects, the basis for the risk assessment is a PEC:PNEC (predicted environmental concentration/predicted no effect concentration) and/or a msPAF (multisubstance potentially affected fraction) approach. For bioaccumulative and persistent substances that can induce long-term effects when a threshold body burden is exceeded, other ways of risk assessment are required. The use of toxicokinetics in PW risk models introduces the possibility to relate effect predictions to internal exposure concentrations (body burden) in organisms, and not just to water concentrations. Body burden is then something that can be measured in the field for verification of the model simulations. Research is ongoing to enable modelling of uptake, body burden and associated toxicity of PW PAHs and alkylphenols in cod eggs and to use these data to further predict risks of harmful effects by employing a novel toxicokinetics module in DREAM, i.e. the so-called DREAM-MER setup (Nepstad et al., in press).

The relevance of biodegradation issues in relation to the risk assessment of diluted PW discharges has attracted increasing research attention, e.g., (Brakstad et al., 2008, 2018; Lofthus et al., 2016, 2018a; Liu et al., 2016; McFarlin et al., 2018). According to Brakstad et al. (2008, 2018), oil biodegradation is generally slower in cold arctic seawater than in water from temperate seas, especially for saturates (linear, branched and cyclic alkanes). They suggested that slower biodegradation is caused by lower macronutrient concentrations (both N- and P-compounds) in the arctic seawater. They also pointed out that predictions of oil degradation rates in arctic seawater should be based on experimental data obtained directly from the relevant Arctic environment, rather than adjusting results from temperate seawater

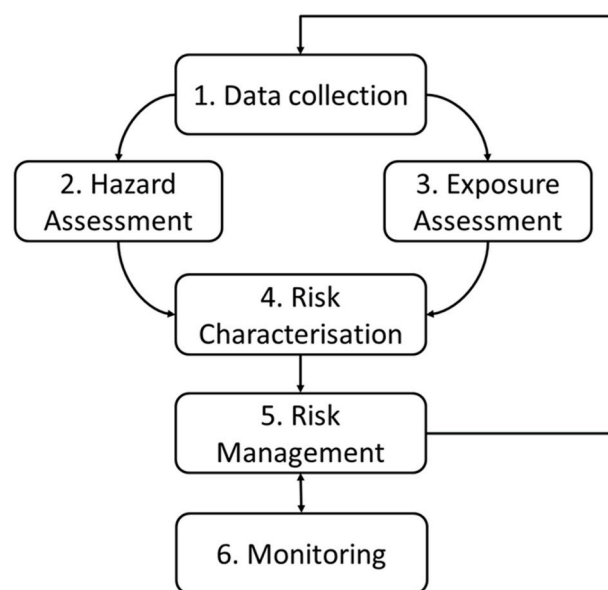


Fig. 3. The overall structure for OSPARs Risk-Based Approach (RBA) used for management of PW and other operational waste discharges in the offshore oil and gas industry, source: (OSPAR, 2012).

environments.

It is an unresolved question whether high dosage effect data can be extrapolated to low-concentration situations to assess possible risks of long-term impacts, or whether results from one chemical can be extrapolated to a situation with multiple (possibly unknown) contaminants with the same (or different) Mode of Action (MOA). Exposure-effect data (e.g. No Observed Effect Concentration NOEC and Lowest Observed Effect Concentration LOEC values) are typically obtained by short-term exposures to high concentrations of PW or PW constituents, e.g., (Caliani et al., 2009). Extrapolating such high concentration effect data to field situations often remains questionable. To be realistic, extrapolations need to consider the toxicokinetic behaviours of PW constituents at high dilutions and the toxicodynamic effect mechanisms and possible adverse outcome pathways that are involved when organisms are exposed to low dosages. There have also been many objections raised regarding the adequacy of risk assessment tools that build on NOEC or LOEC test data, hypothesis testing, and significance testing based on *p*-values, like the PEC/PNEC approach. This relates to the quarter of a century-long controversy between the schools of frequentist statistics (Fisher, 1955; Huggert et al., 2002; Lele and Allen, 2006) and Bayesian statistics (Kooijman, 1996; Landis and Chapman, 2011; Fox and Landis, 2016), a dispute which is outside the scope of this paper.

5. Is the Barents Sea more sensitive to PW discharges?

The Barents Sea is among the most productive oceans in the world, with many commercially important species, particularly the stock of Northeast Atlantic cod (Jakobsen and Ozhigin, 2011; Ottersen et al., 2014). These resources are under threat from several natural and man-made pressures, although overall, their present status appears healthy. The key ecological characteristics of the Barents Sea are: (1) the division between a relatively warm southern and western part mostly influenced by Atlantic water, with the sea surface always warmer than 0 °C, and a significantly colder northern and eastern part influenced by Arctic water, with the sea surface always colder than 0 °C, and ice-covered for large parts of the year. The polar front (a.k.a. the marginal ice zone or the ice edge) being the border between the two; (2) short and simple food webs with a relatively small number of keystone species crucial for the overall ecosystem function; (3) a very strong seasonality of biological production; and (4) a strong pelagic-benthic coupling of energy flow. Scientific information about the Barents region is reported in thousands of papers and tens of thousands of reports and the area is currently under even more scrutiny under the auspices of the large Norwegian “Nansen Legacy” research program (<https://arvenetternansen.com/>).

The ecosystems located north and east of the polar front are representative of true arctic conditions whereas the systems located south and west of the polar front resembles more sub-arctic to boreal conditions. The warmer southern and western parts of the Barents Sea are dominated by salty water streaming northerly into the area driven by the North Atlantic current and the Norwegian coastal current, whereas the colder northern part is dominated by the less-saline, ice-cold arctic water streaming south from the Arctic Ocean. The polar front fluctuates between a northern extreme during the summer and fall and a southernly extreme during the winter and spring season. The long-term warming of the Barents Sea that is presently associated with global warming will decrease stratification, expand the area with boreal and sub-arctic conditions, and shrink the area that has polar conditions (Wassmann et al., 2011; Fosheim et al., 2015; Kedra et al., 2015; Lind et al., 2018; Møller and Nielsen, 2019). These changes will represent a huge challenge to the populations of cold-water species in the Barents Sea region, and these populations will need to move further north and east to find suitable living conditions.

The possible increase of Norwegian oil and gas activities in the southwestern part of the Barents Sea has raised environmental concerns. The activities started in 1980 but only two fields (Snøhvit and Goliat)

have so far been developed and a third field (Johan Castberg) is presently being developed. More developments are expected as resource surveys suggest that the Barents Sea contains about one third of the remaining hydrocarbon resources on the NCS. The increased oil and gas industry activity in the Barents region has been and still is politically controversial. To ensure the best possible protection of the Barents Sea ecosystem against pollution from offshore operations, a *zero-physical-discharge* regulation was implemented in 1998 by the Norwegian authorities for new oil and gas field developments in this region (Marthinsen and Sjørgård, 2002; Anonymous, 2003; Hasle et al., 2009; Knol, 2011). This ultrastrict regulation was soon replaced with a *zero-adverse-effect* goal, referring to normal operations, and was implemented at all offshore fields on the NCS, partly to speed up the phase-out of all environmentally hazardous offshore chemicals (ibid.). A consequence of the *zero-adverse-effect* regulation was an increased need for precise knowledge about possible biological effects of offshore discharges, especially regarding the Barents Sea where the ecological resources are particularly large, and the amount of effect data was very limited. It became a question to what degree effect data generated with temperate species and systems from the North Sea were representative for the Barents Sea context. During the 1960s, a general view had risen in the scientific debate that organisms and ecosystems in the Arctic were systematically more sensitive to pollutant exposures than temperate systems. Some authors opposed that view, stating rather that organisms and systems in cold marine regions such as the Barents Sea and the Arctic are probably comparable to organisms and systems elsewhere (Dunbar, 1973, 1992, 1977; 1986). They inferred that the dangers of chemical pollution in the high north are of the same sort and magnitude as elsewhere. A key reasoning was that all species are evolutionarily adapted to their natural environment. Therefore, an assertion that harsh polar conditions in themselves automatically make arctic (or Barents Sea) species, populations, and ecosystems more sensitive and vulnerable to PW or other pollutant stressors, is not scientifically valid. Olsen et al. (2013b) compiled oil exposure and toxicity data for mortality, development, growth, bioaccumulation and reproduction for a selection of cold-water marine fish and plankton associated with the Barents Sea. They concluded that the data were limited to a sub-set of the required endpoints, highlighting the need for more experimental studies, especially for development and bioaccumulation endpoints in key zooplankton, and for growth and development endpoints in larvae and juveniles of key fish species (ibid.).

The strong seasonality of primary and secondary production causes winter starvation and emaciation of high north animals, followed by a period of ‘fattening’ during the summer months, when food typically occurs in excess. Research on arctic charr has demonstrated that seasonal emaciation temporarily increases tissue concentrations of persistent and toxic pollutant chemicals, such as PCBs, leading to extra high sensitivity to toxic effects in May, just prior to the onset of the fattening period (Jørgensen et al., 2006; Letcher et al., 2010). These results suggest that all Arctic species that accumulate large fat deposits during intense feeding periods and tolerate long periods of starvation during winter and spring will also be subjected to seasonal extremes in tissue concentrations of persistent, lipophilic contaminants. The study by Toxværd et al. (2018) found that *Calanus glacialis* showed high sensitivity to the four-ring PAH pyrene during the overwintering phase in the annual cycle. However, other studies found *C. glacialis* to be less sensitive compared to *Calanus finmarchicus* to a stress combination of pyrene exposure and increasing water temperature (Hjorth and Nielsen, 2011). Lower sensitivity of *C. glacialis* than *C. finmarchicus* has also been observed by others (Hansen et al., 2011, 2013a), leading to further studies into whether this species sensitivity difference could possibly be due to differences in lipid content and toxicokinetics (Hansen et al., 2016a; Øverjordet et al., 2018). In another study, C5 stage *Calanus* copepodites that were exposed to the water-soluble fraction of a naphthenic crude oil during their diapause termination showed a slower utilization of lipid stores and down-regulation of genes in the

beta-oxidation pathway (Skottene et al., 2019). The authors underscored that any significant delay on the triggering of the copepod diapause termination and subsequent migration to the surface could have serious ecological implications. In natural populations of copepods collected at offshore oilfields, Hansen et al. (2020b) recently showed correlations between copepod PAH profiles and proximity to PW outfalls and possible responses of copepod lipid metabolism indicated by lipidomic and metabolomic analyses.

Camus et al. (2000) studied the effect of a combined exposure to low temperature and the common PW hydrocarbon phenanthrene on the stability of lysosomal and cell membranes in haemocytes of the blue mussel (*Mytilus edulis*). Interestingly, they found a destabilizing effect caused by low temperature, but not by the phenanthrene exposure dosages (ibid.). Low temperatures will make it necessary for cell membranes to increase their relative content of unsaturated lipids to maintain membrane fluidity, and such acclimations could possibly have relevance for membrane associated ecotoxicant effect mechanisms. It can be questioned which organisms are the most suitable for investigating species sensitivity differences among temperate, boreal and arctic habitat conditions. Several comparisons have used copepods such as *Calanus finmarchicus*, *C. hyperboreus*, and *C. glacialis* and *Acartia tonsa* which are all key zooplankton species, e.g. (Hansen et al., 2011, 2013a, 2013b, 2014). In acute toxicity testing, the most sensitive copepod was often the temperate species *A. tonsa*, which thus may provide conservative effect estimates if it is used as a representative copepod in risk assessments (Hansen et al., 2014).

Camus et al. (2015) studied possible sensitivity differences between arctic and temperate species by comparing a species sensitivity distribution (SSD) made from toxicity testing with an artificial PW mixture and six temperate test species versus a SSD that was made based on similar testing with six arctic species. Each species group included algae, molluscs, crustaceans and fish. Overall, the temperate and arctic groups showed a comparable sensitivity towards the exposure mixture. Bejarano et al. (2017) also used an SSD approach to compare the relative sensitivity of arctic and non-arctic species to the toxicity of physically and chemically dispersed oil. They also found that the sensitivities of arctic and non-arctic species were comparable. Yet, even though biological sensitivity to toxicants may be the same in arctic and temperate species, one cannot exclude the influence of over-arching ecosystem factors. The spatiotemporal distribution of PW discharges and their effects could be modified by ecosystem complexity, seasonal environmental characteristics, spatial distribution of populations and communities, and population interactions in such a way that one region becomes more vulnerable than another. However, as pointed out by Hjermann et al. (2007), such factors may be too stochastic to enable useful predictions of the overall impact of a PW discharge. For example, the fraction of the total population of a species that must be impacted by an operational PW discharge to elicit significant population damage may not be a constant figure and will easily become a matter of conjecture.

As earlier noted, PW discharges typically include small amounts of crude oil that could be toxic to fish eggs and larvae, with possible consequences for population recruitment in important spawning areas, see (Hjermann et al., 2007; Stige et al., 2011, 2018; Nordtug et al., 2011; Vikebø et al., 2014; Sørensen et al., 2017; Langangen et al., 2017b). Recently, Carroll et al. (2018) simulated how the Barents Sea cod stock may be impacted by a major spill in its core spawning areas in the Lofoten area. By modelling the life history of individual fish eggs and larvae, they predicted that the most severe oil spills (4500 m³/day over 90 days) caused population losses of up to 43% for the pelagic stages. Still, the recruitment of juveniles into the adult stock was sufficient for maintaining the reproductive health of the population. Thus, the cod population recruitment appeared rather insensitive to adverse effects from the oil spill, although the authors recommended their results should be applied cautiously. Also, the Lofoten area is key for other cod populations and fish species that may be less resilient (Hjermann et al., 2007).

Pollutant sensitivity studies with testing of fish under low-temperature conditions have frequently focused on polar cod (see numerous citations in Table 1). Polar cod is a keystone species for the Arctic ecosystem on the cold side of the polar front. It is specialized for a life in ice-cold waters and lives further north than any other fish species (Hop and Gjosæter, 2013). Laurel et al. (2019) found that polar cod are sensitive to the developmental impacts of crude oil exposure, especially during mid-organogenesis when a transient exposure to 0.3 mg/L of oil in water significantly disrupted jaw and heart development in exposed fish. An even lower oil exposure led to a dysregulation of lipid metabolism and growth in otherwise morphologically normal juveniles. Nahrgang et al. (2016) found that early life stages of polar cod were negatively affected (increased incidence and severity of spine curvature, yolk sac alterations and a reduction in spine length) by hydrocarbon and PAH contaminants from water-soluble fractions of crude oil in the ng/L range. Most exposure concentrations were below the limits of detection throughout the experiment for all treatments. Nahrgang et al. concluded that the viability and fitness of polar cod early life stages can be significantly reduced even at extremely low and environmentally realistic concentrations of aqueous hydrocarbons. In maturing polar cod, on the other hand, no notable long-term effects on growth were observed in fish exposed to environmentally realistic concentrations of mechanically dispersed oil, chemically dispersed oil or burned oil residues (Bender et al., 2018). However, Geraudie et al. (2014) observed effects on reproductive function of polar cod exposed long term (up to 28 d) to relatively high concentrations of PW-relevant chemical mixtures, including responses of biomarkers of biotransformation, endocrine disruption and gonad histology. These, and more recent follow-up studies exposing polar and Atlantic cod to WSF of crude oil during gonadal maturation, showed an effect on ripening of oocytes and gamete quality, indicating that petroleum exposure affects the reproductive function of adult fish (Nahrgang & Vieweg, pers. comm.). Taken together, polar cod appears particularly sensitive to petroleum hydrocarbons both during early life stage development and sexual maturation, showing that the timing of exposure is important.

6. Discussion

This review examined our knowledge of the fate and effect of PW discharges from offshore oil and gas production. Some key conclusions are, first: PW discharges are the largest source of crude oil and petrogenic PAH pollution to the seas from the offshore operations on the NCS; second: acute effects that have been measured in mussels and fish after they have been exposed *in situ* for several weeks to naturally diluted PW in the proximity of offshore production platforms are relatively mild; third: elevated concentrations of petrogenic bile metabolites (small PAHs and APs) in caged fish have been detected as far as 10 km from the nearest PW discharge; and fourth: haddock tend to show stronger effects of petrogenic exposure compared to Atlantic cod and other gadoids, although effects are not necessarily caused exclusively by PW. The best example of the latter is the increased DNA adduct levels that have been found repeatedly in wild specimens of haddock (and other benthic fish species) in several regions of the NCS, sometimes in proximity to and sometimes relatively far from oil and gas production installations. PAHs are the most likely causal substances for DNA adduct formation, but the exact source(s) of these PAH contaminants (drilling discharges, PW discharges, other) is not yet clarified.

In the second part of this knowledge summary we addressed the ecological state of the Barents Sea region and whether marine resources could be extra sensitive to anthropogenic pollutants, including PW and other operational discharges from oil and gas activities. The total publication base on the Barents Sea is huge, but only a few studies have addressed this issue, e.g. (Olsen et al., 2011; Hansen et al., 2014; Camus et al., 2015; Bejarano et al., 2017; Szczybelski et al., 2019b). Overall, there appears to be a paucity of data showing a systematically higher sensitivity among the Barents Sea cold water species in comparison to

their temperate/boreal counterparts. Rather, the available literature seems to suggest there are no systematic differences as both more sensitive and more tolerant species can be found in both systems. Nevertheless, species and populations living in the cold part of the Barents Sea region (and the Arctic generally) could still be more vulnerable as their life histories are tuned to the extreme changes taking place between the dark and cold polar night in winter, and the continuous daylight during summer. The combined effects of global warming and pollutant stressors may shift the homeostatic balance in the wrong direction. Another critical aspect is that there is a finite limit to how far north or east these species could move to avoid rises in habitat temperature.

Another question is whether the ecosystem 'simplicity' of the Barents Sea (few keystone species, simple food web, etc.) determine its resilience to significant external perturbations. For example, will a significant disturbance of one keystone species be more severe in a Barents Sea context than in temperate or boreal systems elsewhere on the NCS? Are northern ecosystems more likely to undergo regime change due to external disturbance? How ecosystem complexity affects ecosystem stability is a long-standing debate, but in general the evidence indicates that more complex ecosystems are more stable than simpler ones (Hooper et al., 2005). Changes that the fish stocks of the Barents Sea have gone through over the last 40 years indicate that significant disturbance to key species may have strong and long-lasting repercussions. For instance, in the years following a successful reproduction of herring, the large amounts of young herring in the Barents Sea induced a collapse in the capelin stock due to high predation on larval capelin. In turn, this led to poor growth and increased cannibalism in subadult and adult cod in the following years, e.g. Hjermann et al. (2004). A recent study by Olsen et al. (2019), using the highly complex Atlantis ecosystem model, showed even more dramatic long-term instabilities. A 10% reduction in recruitment in one single year (e.g. due to an oil spill) may lead to dramatic changes (~40% reduction of herring, >100% increase of haddock) as much as 30 years after the perturbation! However, in that study the herring stock showed a continuous decrease over the next decades even in the control run of the model, casting some doubt on the model's validity.

In the context of the zero-adverse-effect regulatory goal for the NCS, the difference between regulations introduced because of precautionary considerations and regulations introduced because of empirical knowledge of effects (or adequate predictions of risks of effects) must be understood. Precautionary considerations are often applied in strategic decision making for industrial operations in regions of special uniqueness and potential vulnerability, particularly when effect knowledge is lacking. This is the key to the precautionary principle: the less information there is on vulnerability, the stricter the means to safeguard and protect. Later, when and if the knowledge is improved and new insight allows, the regulatory regime can be eased. However, during the period when knowledge remains limited, it is important that strict precautionary protection measures are not mistaken as empirical proof of actual sensitivity or vulnerability. This problem was discussed in a popular manner by Gray (2002), who highlighted the important difference between a *perceived risk* and a *real risk* for offshore PW discharges. Gray made the point that although PW mixtures may contain a suite of chemicals that are toxic to test organisms in controlled laboratory or field-caging experiments, a PW discharge will not necessarily cause similar impacts in wild organisms exposed in real-world situations. Effects generated in controlled toxicity tests represent a *perceived risk*, whereas effects that materialise in wild organisms/populations are representative of *real risks*. However, one could also argue that effects observed in controlled tests represent potential risks, under worst-case scenario conditions. But also, that real risks are almost impossible to measure until the system has responded, in which case it is too late, and the resources have not been protected.

Most laboratory and field studies of PW impact assessments seem to suggest that significant *acute* effects on water column organisms caused by chemical constituents in PW discharges on the NCS are limited to the

first 100 m, and possibly up to 1000 m, of the diluting PW plume. The degree of effects will depend on the volume and composition of the PW discharge and the physicochemical and ecological conditions and properties of the receiving waters. However, the cumulative total of PW effluents released from active production platforms in the whole North Sea will eventually contribute to the total (diffuse) petrogenic contaminant input to the North Sea (Nepstad et al., in press). In such a wider perspective, the discovery of increased DNA adduct concentrations in some regional haddock populations, and other sediment-feeding benthic fish species, over large areas of the North Sea will be relevant to consider. It is widely agreed that PW discharges presently account for the largest operative input of crude oil (and crude oil associated contaminants) to the North Sea. Therefore it will be relevant to know whether the diffuse distribution of elevated DNA adduct signals are due to PW or to other sources of petrogenic PAH pollution, such as previous large-scale discharges of oil-based drill cuttings that took place in many North Sea oil fields, not least in the Tampen region (Gray et al., 1999; Grant and Briggs, 2002).

6.1. Needs for more knowledge

It is inherently difficult to make reliable extrapolations from effects on individuals to effects on populations. Effects on individuals may be masked by factors acting on populations, such as distribution patterns, seasonality, species interactions, density-dependent functions, other stressors, and the complex and dynamic physical conditions of pelagic ecosystems. There is, therefore, a continued need for more knowledge about the ecotoxicological effects of chronic PW exposures at very diluted concentrations, and biomarker discovery research must be focussed on such scenarios. It is a question whether we presently monitor adequate sets of contaminants and possible ecotoxicity drivers in connection with offshore PW discharges. For example, recent effect studies with early life stages of zebrafish, Atlantic cod and haddock suggest that there are other PW substances than PAHs that may contribute significantly to toxicity and also that mixture effects (e.g. synergism) is not sufficiently accounted for (Sørensen et al., 2019b, 2020). Further, more knowledge is needed to explain the main cause(s) of unexpectedly high concentrations of DNA adducts in haddock from Tampen and several other areas of the North Sea, especially to clarify whether PW discharges play a causal role. Further in-depth analyses of other health parameters and/or low-concentration-responsive biomarkers should be conducted with emphasis on fish populations that show a high prevalence of DNA adducts. For example, what is the possible influence on lipid metabolism in such adduct impacted fish populations compared to unstressed populations? The effect-based environmental monitoring of oil and gas operations on the NCS is unprecedented, but the actual relevance and suitability of the parameter set used in this program remain questionable. There is a need for quality assurance and quality control systems for these ecotoxicological biomarkers, as well as a certain minimum of validation data that demonstrate their suitability in effect monitoring of offshore PW discharges. Biomarkers in fish and other marine species must also be developed to evaluate sublethal effects that are relevant to biological fitness, using study conditions that are environmentally realistic. It is of key importance to keep the monitoring methodology as user-friendly and simple as possible. Environmental risk assessment tools provide robust methods for assessing the likelihood of PW-associated impacts in wild fish populations in the North Sea. Nevertheless, there is an ongoing debate regarding the adequacy and suitability of NOEC and LOEC estimates as a basis for risk estimates. There is also a general shortage of information concerning the possible effects and risks of oil-related compounds at all levels of biological organisation in cold-water marine ecosystems, although the research performed to date suggests that the differences in sensitivity to PW and PAH toxicity between species from Arctic or sub-Arctic seas and temperate or boreal seas are smaller than many have expected. It has also become clear that timing of exposure is important,

with the early life stages and the sexual maturation in fish being particularly sensitive stages. Further research should aim to broaden and deepen this field of knowledge. The research should particularly address the sub-lethal and long-term impacts of environmentally realistic low-dose exposures to PW and mixtures of associated contaminants.

6.2. Summary

Offshore oil and gas activities on the NCS must comply with zero adverse effect regulations that require operations to not cause significant negative impacts to marine biological and ecological resources. Effects-based research and monitoring are performed by the industry and independent research institutions to investigate the compliance to this regulation. The industry has refined their operations with the objective of minimizing environmental risk and impacts without compromising efficient production. Continuous discharges of PW still represent a concern as they are the largest source of crude oil and PAH contamination to sea from oil and gas operations offshore. Both risk-based modelling and effects-based monitoring indicate that only mild acute effects in populations of water-column biota are caused by these PW discharges. More recently, the attention of effects-based offshore studies has shifted towards possible effects that may result from chronic, low-concentration exposures, especially in populations of benthic fish species. Most importantly, haddock populations from different areas in the North Sea have repeatedly shown signs of exposure to substances causing DNA adducts, most likely petrogenic PAHs. However, the exact sources (drilling discharges, PW discharges, or other) are not clarified. The prospect of future increased oil and gas activity in the ecologically rich Barents Sea is met with concern. There are multiple signs suggesting that major ecosystem changes in these regions are ongoing, driven predominantly by global warming. All species that require arctic or subarctic conditions are vulnerable simply because there is a limit to how far north they can move to avoid increasing ambient temperatures. In that context, increased competition from temperate species migrating northward is expected. Such immigration can be expected to make high north species even more vulnerable. There is a strong rationale for research to improve the knowledge of the effect of anthropogenic pressures and their combinations, on organisms and ecosystems in the Barents Sea and in the Arctic in general. For example, area-wise comparisons show that haddock collected in the Barents Sea are considerably less exposed to substances causing DNA adducts than comparable haddock from the less-exposed parts of the North Sea. Such a low-contaminated condition status for Barents Sea benthic fish species is a valuable ecosystem quality by itself. Toxicity tests have yet to support the notion that subarctic species from the Southern Barents Sea are systematically more sensitive to PW effluents or other offshore industry contaminants than their temperate counterparts in the North Sea. Sensitive species and more tolerant species are found in both places. However, a combination of exposure during sensitive life stages and special life history adaptations to Arctic environments raise concerns about potential effects on reproduction and recruitment in the Barents Sea. Hence, due to the increasing releases and the remaining effect uncertainty, the offshore PW issue should receive continued attention from ecotoxicologists as well as regulators for years ahead.

Declaration of competing interest

The authors declare that they have no known competing financial interests or personal relationships that could have appeared to influence the work reported in this paper.

Acknowledgements

This review work was funded partly by the Norwegian Environmental Agency (agreement 18087046) and partly by internal funding at NIVA (Oslo, Norway). The authors thank Torgeir Bakke (NIVA, retired),

Gro van der Meeren and Bjørn Einar Grøsvik (Institute of Marine Research, Bergen), Bjørn Henrik Hansen (SINTEF, Trondheim), and Steven Brooks (NIVA, Oslo) for their valuable advice during this review study. We also would like to thank the reviewers of the MERE journal for their valuable comments. And we direct a special thanks to Peter V. Hodson (Queen's University, Canada) and Tracy K. Collier (NOAA, Seattle, USA) for their great help with the final optimization of the manuscript.

References

- Aardema, M.J., MacGregor, J.T., 2002. Toxicology and genetic toxicology in the new era of "toxicogenomics": impact of "omics" technologies. *Mutat. Res. Fund. Mol. Mech. Mutagen* 499, 13–25.
- Aas, E., Andersen, O.K., Baussant, T., Balk, L., Klungsoyr, J., 2000a. Molecular Responses in Fish as Risk Parameters of Long-Term Effects of Produced Water. SPE - HSE, Stavanger, Norway.
- Aas, E., Baussant, T., Balk, L., Liewenborg, B., Andersen, O.K., 2000b. PAH metabolites in bile, cytochrome P4501A and DNA adducts as environmental risk parameters for chronic oil exposure: a laboratory experiment with Atlantic cod. *Aquat. Toxicol.* 51, 241–258.
- Aas, E., Beyer, J., Jonsson, G., Reichert, W., Andersen, O.K., 2001. Evidence of uptake, biotransformation and DNA binding of polyaromatic hydrocarbons in Atlantic cod and sea partridge caught in the vicinity of an aluminium works. *Mar. Environ. Res.* 52, 213–229.
- Aas, E., Jonsson, G., Sundt, R., Westerlund, S., Sanni, S., 2002. PAH Metabolites and Metals in Bile from Cod Caged in the North Sea Serve as Indicators of Pollution. *ICES*, p. 6.
- Aas, E., Jonsson, G., Sundt, R., Westerlund, S., Sanni, S., 2006. Monitoring of PAH metabolites and metals in bile from caged Atlantic cod (*Gadus morhua*) and wild pelagic fish along expected contaminant gradients in the North Sea. In: Hylland, K., Vethaak, D. (Eds.), *Biological Effects of Contaminants in Marine Pelagic Ecosystems*. SETAC Press, pp. 263–276.
- Abrahamson, A., Brandt, I., Brunström, B., Sundt, R.C., Jørgensen, E.H., 2008. Monitoring contaminants from oil production at sea by measuring gill EROD activity in Atlantic cod (*Gadus morhua*). *Environ. Pollut.* 153, 169–175.
- Ahmadun, F.R., Pendashteh, A., Abdullah, L.C., Biak, D.R.A., Madaeni, S.S., Abidin, Z.Z., 2009. Review of technologies for oil and gas produced water treatment. *J. Hazard Mater.* 170, 530–551.
- Alver, M.O., Broch, O.J., Melle, W., Bagoien, E., Slagstad, D., 2016. Validation of an Eulerian population model for the marine copepod *Calanus finmarchicus* in the Norwegian Sea. *J. Mar. Syst.* 160, 81–93.
- Alyzakis, N.A., Samanipour, S., Hollender, J., Ibanez, M., Kaserzon, S., Kokkali, V., van Leerdam, J.A., Mueller, J.F., Pijnappels, M., Reid, M.J., Schymanski, E.L., Slobodnik, J., Thomaidis, N.S., Thomas, K.V., 2018. Exploring the potential of a global emerging contaminant early warning network through the use of retrospective suspect screening with high-resolution mass spectrometry. *Environ. Sci. Technol.* 52, 5135–5144.
- Amap, 2010a. Assessment 2007: Oil and Gas Activities in the Arctic - Effects and Potential Effects. Overview. Arctic Monitoring and Assessment Programme (AMAP), Oslo Norway, p. 57.
- Amap, 2010b. Assessment 2007: Oil and Gas Activities in the Arctic - Effects and Potential Effects, vol. 1. Arctic Monitoring and Assessment Programme (AMAP), Oslo Norway, p. 434.
- Amap, 2010c. Assessment 2007: Oil and Gas Activities in the Arctic - Effects and Potential Effects, vol. 2. Arctic Monitoring and Assessment Programme (AMAP), Oslo Norway, p. 288.
- Andersen, O., Frantzen, M., Røslund, M., Timmerhaus, G., Skugor, A., Krasnov, A., 2015. Effects of crude oil exposure and elevated temperature on the liver transcriptome of polar cod (*Boreogadus saida*). *Aquat. Toxicol.* 165, 9–18.
- Andrade, H., Renaud, P.E., 2011. Polychaete/amphipod ratio as an indicator of environmental impact related to offshore oil and gas production along the Norwegian continental shelf. *Mar. Pollut. Bull.* 62, 2836–2844.
- Anonymous, 2003. Zero Discharges to Sea from the Petroleum Activities - Status and Recommendations 2003. The Zero Discharge Group (SFT, OLF, OD), p. 43. Oslo, Norway.
- Arnberg, M., Moodley, L., Dunaevskaya, E., Ramanand, S., Ingvarsdottira, A., Nilsen, M., Ravagnan, E., Westerlund, S., Sanni, S., Tarling, G.A., Bechmann, R.K., 2017. Effects of chronic crude oil exposure on early developmental stages of the Northern krill (*Meganyctiphanes norvegica*). *J. Toxicol. Environ. Health A* 80, 916–931.
- Arnberg, M., Keitel-Groner, F., Westerlund, S., Ramanand, S., Bechmann, R.K., Baussant, T., 2019. Exposure to chemically-dispersed oil is more harmful to early developmental stages of the Northern shrimp *Pandalus borealis* than mechanically-dispersed oil. *Mar. Pollut. Bull.* 145, 409–417.
- Bagni, G., Baussant, T., Jonsson, G., Barsiene, J., Mascini, M., 2005. Electrochemical device for the rapid detection of genotoxic compounds in fish bile samples. *Anal. Lett.* 38, 2639–2652.
- Baird, W.M., Hooven, L.A., Mahadevan, B., 2005. Carcinogenic polycyclic aromatic hydrocarbon-DNA adducts and mechanism of action. *Environ. Mol. Mutagen.* 45, 106–114.
- Bakke, T., Green, A.M.V., Iversen, P.E., 2011. Offshore environmental monitoring in Norway - regulations, results and developments. In: Lee, K., Neff, J. (Eds.), *Produced Water*. Springer, New York, USA, pp. 481–491.

- Bakke, T., Klungsoyr, J., Sanni, S., 2013. Environmental impacts of produced water and drilling waste discharges from the Norwegian offshore petroleum industry. *Mar. Environ. Res.* 92, 154–169.
- Bakke, M.J., Nahrgang, J., Ingebrigtsen, K., 2016. Comparative absorption and tissue distribution of 14C-benzo(a)pyrene and 14C-phenanthrene in the polar cod (*Boreogadus saida*) following oral administration. *Polar Biol.* 39, 1165–1173.
- Balaam, J.L., Chan-Man, Y., Roberts, P.H., Thomas, K.V., 2009. Identification of nonregulated pollutants in North Sea-produced water discharges. *Environ. Toxicol. Chem.* 28, 1159–1167.
- Balk, L., Hylland, K., Hansson, T., Berntsen, M.H.G., Beyer, J., Jonsson, G., Melbye, A., Grung, M., Torstensen, B.E., Børseth, J.F., Skarphedinsdottir, H., Klungsoyr, J., 2011. Biomarkers in natural fish populations indicate adverse biological effects of offshore oil production. *e19735 PLoS One* 6, 19710.
- Baussant, T., Sanni, S., Skadsheim, A., Børseth, J.F., 2001a. Bioaccumulation of Polycyclic Aromatic Compounds: 1. Bioconcentration in two marine species and in semipermeable membrane devices during chronic exposure to dispersed crude oil. *Environ. Toxicol. Chem.* 20, 1175–1184.
- Baussant, T., Sanni, S., Skadsheim, A., Jonsson, G., Børseth, J.F., Gaudebert, B., 2001b. Bioaccumulation of polycyclic aromatic compounds: 2. Modeling, bioaccumulation in marine organisms chronically exposed to dispersed oil. *Environ. Toxicol. Chem.* 20, 1185–1195.
- Baussant, T., Bechmann, R., Taban, I., Larsen, B., Tandberg, A., Bjørnstad, A., Torggrimsen, S., Nævdal, A., Øysæd, K., Jonsson, G., Sanni, S., 2009. Enzymatic and cellular responses in relation to body burden of PAHs in bivalve molluscs: a case study with chronic levels of North Sea and Barents Sea dispersed oil. *Mar. Pollut. Bull.* 58, 1796–1807.
- Baussant, T., Ortiz-Zarragoitia, M., Cajaraville, M.P., Bechmann, R.K., Taban, I.C., Sanni, S., 2011. Effects of chronic exposure to dispersed oil on selected reproductive processes in adult blue mussels (*Mytilus edulis*) and the consequences for the early life stages of their larvae. *Mar. Pollut. Bull.* 62, 1437–1445.
- Baussant, T., Nilsen, M., Ravagnan, E., Westerlund, S., Ramanand, S., 2017. Physiological responses and lipid storage of the coral *Lophelia pertusa* at varying food density. *J. Toxicol. Environ. Health A* 80, 266–284.
- Baussant, T., Nilsen, M., Ravagnan, E., Westerlund, S., Ramanand, S., 2018. Effects of suspended drill cuttings on the coral *Lophelia pertusa* using pulsed and continuous exposure scenarios. *J. Toxicol. Environ. Health A* 81, 361–382.
- Bechmann, R.K., Larsen, B.K., Taban, I.C., Høllgren, L.I., Møller, P., Sanni, S., 2010. Chronic exposure of adults and embryos of *Pandalus borealis* to oil causes PAH accumulation, initiation of biomarker responses and an increase in larval mortality. *Mar. Pollut. Bull.* 60, 2087–2098.
- Bejarano, A.C., Gardiner, W.W., Barron, M.G., Word, J.Q., 2017. Relative sensitivity of Arctic species to physically and chemically dispersed oil determined from three hydrocarbon measures of aquatic toxicity. *Mar. Pollut. Bull.* 122, 316–322.
- Bender, M.L., Frantzen, M., Vieweg, I., Falk-Petersen, L.B., Johnsen, H.K., Rudolfseem, G., Tollefsen, K.E., Dubourg, P., Nahrgang, J., 2016. Effects of chronic dietary petroleum exposure on reproductive development in polar cod (*Boreogadus saida*). *Aquat. Toxicol.* 180, 196–208.
- Bender, M.L., Frantzen, M., Camus, L., Le Floch, S., Palerud, J., Nahrgang, J., 2018. Effects of acute exposure to dispersed oil and burned oil residue on long-term survival, growth, and reproductive development in polar cod (*Boreogadus saida*). *Mar. Environ. Res.* 140, 468–477.
- Beyer, J., Jonsson, G., Porte, C., Krahn, M.M., Ariese, F., 2010. Analytical methods for determining metabolites of polycyclic aromatic hydrocarbon (PAH) pollutants in fish bile: a review. *Environ. Toxicol. Pharmacol.* 30, 224–244.
- Beyer, J., Sundt, R., Sanni, S., Sydnes, M., Jonsson, G., 2011. Alkylphenol metabolites in fish bile as biomarkers of exposure to offshore oil industry produced water in feral fish. *J. Toxicol. Environ. Health Part A - Current Issues* 74, 569–581.
- Beyer, J., Myhre, L., Sundt, R., Meier, S., Tollefsen, K.E., Vabø, R., Klungsoyr, J., Sanni, S., 2012. Environmental risk assessment of alkylphenols from offshore produced water on fish reproduction. *Mar. Environ. Res.* 75, 2–9.
- Beyer, J., Petersen, K., Song, Y., Ruus, A., Grung, M., Bakke, T., Tollefsen, K.E., 2014. Environmental risk assessment of combined effects in aquatic ecotoxicology: a discussion paper. *Mar. Environ. Res.* 96, 81–91.
- Beyer, J., Trannum, H.C., Bakke, T., Hodson, P.V., Collier, T.K., 2016. Environmental effects of the Deepwater Horizon oil spill: a review. *Mar. Pollut. Bull.* 110, 28–51.
- Beyer, J., Green, N.W., Brooks, S., Allan, I.J., Ruus, A., Gomes, T., Bråte, I.L.N., Schøyen, M., 2017. Blue mussels (*Mytilus edulis* spp.) as sentinel organisms in coastal pollution monitoring: a review. *Mar. Environ. Res.* 130, 338–365.
- Bjørnstad, A., Larsen, B.K., Skadsheim, A., Jones, M.B., Andersen, O.K., 2006. The potential of ecotoxicoproteomics in environmental monitoring: biomarker profiling in mussel plasma using proteinchip array technology. *J. Toxicol. Environ. Health A* 69, 77–96.
- Blanchard, A., Hauge, K.H., Andersen, G., Fossa, J.H., Grøsvik, B.E., Handegard, N.O., Kaiser, M., Meier, S., Olsen, E., Vikebø, F., 2014. Harmful routines? Uncertainty in science and conflicting views on routine petroleum operations in Norway. *Mar. Pol.* 43, 313–320.
- Bohne-Kjersem, A., Skadsheim, A., Goksøyr, A., Grøsvik, B.E., 2009. Candidate biomarker discovery in plasma of juvenile cod (*Gadus morhua*) exposed to crude North Sea oil, alkyl phenols and polycyclic aromatic hydrocarbons (PAHs). *Mar. Environ. Res.* 68, 268–277.
- Bohne-Kjersem, A., Bache, N., Meier, S., Nyhammer, G., Roepstorff, P., Sæle, Ø., Goksøyr, A., Grøsvik, B.E., 2010. Biomarker candidate discovery in Atlantic cod (*Gadus morhua*) continuously exposed to North Sea produced water from egg to fry. *Aquat. Toxicol.* 96, 280–289.
- Boitsov, S., Meier, S., Klungsoyr, J., Svardal, A., 2004. Gas chromatography-mass spectrometry analysis of alkylphenols in produced water from offshore oil installations as pentafluorobenzoate derivatives. *J. Chromatogr. A* 1059, 131–141.
- Boitsov, S., Mjøse, S.A., Meier, S., 2007. Identification of estrogen-like alkylphenols in produced water from offshore oil installations. *Mar. Environ. Res.* 64, 651–665.
- Booij, K., Smedes, F., van Weerlee, E.M., 2002. Spiking of performance reference compounds in low density polyethylene and silicone passive water samplers. *Chemosphere* 46, 1157–1161.
- Brakstad, O.G., Bonaunet, K., 2006. Biodegradation of petroleum hydrocarbons in seawater at low temperatures (0–5 degrees C) and bacterial communities associated with degradation. *Biodegradation* 17, 71–82.
- Brakstad, O.G., Bonaunet, K., Nordtug, T., Johansen, O., 2004. Biotransformation and dissolution of petroleum hydrocarbons in natural flowing seawater at low temperature. *Biodegradation* 15, 337–346.
- Brakstad, O.G., Nonstad, I., Faksness, L.G., Brandvik, P.J., 2008. Responses of microbial communities in Arctic sea ice after contamination by crude petroleum oil. *Microb. Ecol.* 55, 540–552.
- Brakstad, O.G., Davies, E.J., Ribicic, D., Winkler, A., Brønner, U., Netzer, R., 2018. Biodegradation of dispersed oil in natural seawaters from Western Greenland and a Norwegian fjord. *Polar Biol.* 41 (12), 2435–2450.
- Brandvik, P.J., Faksness, L.G., 2009. Weathering processes in Arctic oil spills: meso-scale experiments with different ice conditions. *Cold Reg. Sci. Technol.* 55, 160–166.
- Bratberg, M., Olsvik, P.A., Edvardsen, R.B., Brekken, H.K., Vadla, R., Meier, S., 2013. Effects of oil pollution and persistent organic pollutants (POPs) on glycerophospholipids in liver and brain of male Atlantic cod (*Gadus morhua*). *Chemosphere* 90, 2157–2171.
- Brendehaug, J., Johnsen, S., Bryne, K.H., Gjose, A.L., Eide, T.H., Aamot, E., 1992. Toxicity testing and chemical characterization of produced water - a preliminary study. In: Ray, M.J., Engelhardt, F.R. (Eds.), *Produced Water, Technological/ Environmental Issues and Solutions*. Plenum Press, New York, USA, pp. 245–256.
- Broch, O.J., Slagstad, D., Smit, M., 2013. Modelling produced water dispersion and its direct toxic effects on the production and biomass of the marine copepod *Calanus finmarchicus*. *Mar. Environ. Res.* 84, 84–95.
- Brooks, S., Sundt, R.C., Harman, C., Farnen Finne, E., Grung, M., Vingen, S., Godal, B.F., Baršienė, J., Skarphédinsdóttir, H., 2009. Water Column Monitoring 2009. Norwegian Institute for Water Research, Oslo, Norway, p. 86 (+ appendix).
- Brooks, S., Harman, C., Zaldibar, B., Izagirre, U., Glette, T., Marigomez, I., 2011a. Integrated biomarker assessment of the effects exerted by treated produced water from an onshore natural gas processing plant in the North Sea on the mussel *Mytilus edulis*. *Mar. Pollut. Bull.* 62, 327–339.
- Brooks, S.J., Harman, C., Grung, M., Farnen, E., Ruus, A., Vingen, S., Godal, B.F., Baršienė, J., Andreikenaitė, L., Skarphédinsdóttir, H., Liewenberg, B., Sundt, R.C., 2011b. Water column monitoring of the biological effects of produced water from the Ekofisk offshore oil installation from 2006 to 2009. *Journal of Toxicology and Environmental Health-Part A* 74, 582–604.
- Brooks, S., Harman, C., Soto, M., Cancio, I., Glette, T., Marigomez, I., 2012. Integrated coastal monitoring of a gas processing plant using native and caged mussels. *Sci. Total Environ.* 426, 375–386.
- Brooks, S., Pampanin, D., Harman, C., Dunaevskaya, E., 2013. The Water Column Monitoring Programme 2013: Determining the Biological Effects of Two Offshore Platforms on Local Fish Populations. Norwegian Institute for Water Research, p. 61.
- Brooks, S., Pampanin, D., Harman, C., Grung, M., 2015. Water Column Monitoring 2014: Determining the Biological Effects of an Offshore Platform on Local Fish Populations. Norwegian Institute for Water Research, Norwegian Institute for Water Research, p. 79.
- Bulukin, E., Bagni, G., Jonsson, G., Baussant, T., Mascini, M., 2006. Rapid screening of alkylphenol exposure in fish bile using an enzymatic peroxidase biosensor. *Int. J. Environ. Anal. Chem.* 86, 1039–1048.
- Caliani, I., Porcelloni, S., Mori, G., Frenzilli, G., Ferraro, M., Marsili, L., Casini, S., Fossi, M.C., 2009. Genotoxic effects of produced waters in mosquito fish (*Gambusia affinis*). *Ecotoxicology* 18, 75–80.
- Camus, L., Olsen, G.H., 2008. Embryo aberrations in sea ice amphipod *Gammarus wilkitzkii* exposed to water soluble fraction of oil. *Mar. Environ. Res.* 66, 223–224.
- Camus, L., Grøsvik, B.E., Børseth, J.F., Jones, M.B., Depledge, M.H., 2000. Stability of lysosomal and cell membranes in haemocytes of the common mussel (*Mytilus edulis*): effect of low temperatures. *Mar. Environ. Res.* 50, 325–329.
- Camus, L., Brooks, S., Geraudie, P., Hjorth, M., Nahrgang, J., Olsen, G.H., Smit, M.G.D., 2015. Comparison of produced water toxicity to Arctic and temperate species. *Ecotoxicol. Environ. Saf.* 113, 248–258.
- Carls, M.G., Rice, S.D., Hose, J.E., 1999. Sensitivity of fish embryos to weathered crude oil: Part I. Low-level exposure during incubation causes malformations, genetic damage, and mortality in larval Pacific herring (*Clupea pallasii*). *Environ. Toxicol. Chem.* 18, 481–493.
- Carls, M.G., Holland, L., Larsen, M., Collier, T.K., Scholz, N.L., Incardona, J.P., 2008. Fish embryos are damaged by dissolved PAHs, not oil particles. *Aquat. Toxicol.* 88, 121–127.
- Carlsson, G., Norrgren, L., Hylland, K., Tollefsen, K.E., 2014. Toxicity screening of produced water extracts in a zebrafish embryo assay. *J. Toxicol. Environ. Health A* 77, 600–615.
- Carroll, J., Vikebø, F., Howell, D., Broch, O.J., Nepstad, R., Augustine, S., Skeie, G.M., Bast, R., Juselius, J., 2018. Assessing impacts of simulated oil spills on the Northeast Arctic cod fishery. *Mar. Pollut. Bull.* 126, 63–73.
- Christiansen, J.S., George, S.G., 1995. Contamination of food by crude-oil affects food selection and growth performance, but not appetite, in an Arctic fish, the polar cod (*Boreogadus saida*). *Polar Biol.* 15, 277–281.

- Christiansen, J.S., Karamushko, L.I., Nahrang, J., 2010. Sub-lethal levels of waterborne petroleum may depress routine metabolism in polar cod *Boreogadus saida* (Lepechin, 1774). *Polar Biol.* 33, 1049–1055.
- Christie, H., Bekkby, T., Norderhaug, K.M., Beyer, J., Jørgensen, N.M., 2019. Can sea urchin grazing of kelp forests in the Arctic make rocky shore systems more vulnerable to oil spills? *Polar Biol.* 42, 557–567.
- Claireaux, G., Queau, P., Marras, S., Le Floch, S., Farrell, A.P., Nicolas-Kopec, A., Lemaire, P., Domenici, P., 2018. Avoidance threshold to oil water-soluble fraction by a juvenile marine teleost fish. *Environ. Toxicol. Chem.* 37, 854–859.
- Daniels, C.B., Means, J.C., 1989. Assessment of the genotoxicity of produced water discharges associated with oil and gas production using a fish embryo and larval test. *Mar. Environ. Res.* 28, 303–307.
- Dauvin, J.C., Andrade, H., de-la-Ossa-Carretero, J.A., Del-Pilar-Ruso, Y., Riera, R., 2016. Polychaete/amphipod ratios: an approach to validating simple benthic indicators. *Ecol. Indic.* 63, 89–99.
- de Hoop, L., Broch, O.J., Hendriks, A.J., De Laender, F., 2016. Crude oil affecting the biomass of the marine copepod *Calanus finmarchicus*: comparing a simple and complex population model. *Mar. Environ. Res.* 119, 197–206.
- de Vries, P., Jak, R., 2018. Comparison of Whole Effluent Toxicity with Substance Based Hazard of Produced Water Discharged by Norwegian Platforms. Wageningen Marine Research (University & Research centre), Wageningen, The Netherlands, p. 84.
- Dey, A., Kiceniuk, J., Williams, U., Khan, R., Payne, J., 1983. Long-term exposure of marine fish to crude petroleum. I. Studies on liver lipids and fatty-acids in cod (*Gadus morhua*) and winter flounder (*Pseudopleuronectes americanus*). *Comparative Biochemistry and Physiology C-Pharmacology Toxicology & Endocrinology* 75, 93–101.
- Duan, Y.N., Stien, L.H., Thorsen, A., Karlsen, O., Sandlund, N., Li, D.L., Fu, Z.T., Meier, S., 2015. An automatic counting system for transparent pelagic fish eggs based on computer vision. *Aquacult. Eng.* 67, 8–13.
- Dudek, M., Kancir, E., Øye, G., 2017. Influence of the crude oil and water compositions on the quality of synthetic produced water. *Energy Fuels* 31, 3708–3716.
- Dunbar, M.J., 1973. Stability and fragility in arctic ecosystems. *Arctic* 26, 179–185.
- Dunbar, M.J., 1977. Are arctic ecosystems really as fragile as everyone assumes? *Sci. Forum* 10, 26–29.
- Dunbar, M.J., 1986. Arctic marine ecosystems. *Oceanus* 29, 36–40.
- Dunbar, M.J., 1992. Chapter 8 - the physical and biological environment. In: Griffiths, F. (Ed.), *Arctic Alternatives: Civility or Militarism in the Circumpolar North*. Dundurn Press, Canada, pp. 103–124.
- Durell, G., Utvik, T.R., Johnsen, S., Frost, T., Neff, J., 2006. Oil well produced water discharges to the North Sea. Part I: comparison of deployed mussels (*Mytilus edulis*), semi-permeable membrane devices, and the DREAM model predictions to estimate the dispersion of polycyclic aromatic hydrocarbons. *Mar. Environ. Res.* 62, 194–223.
- Dussauze, M., Camus, L., Le Floch, S., Lemaire, P., Theron, M., Pichavant-Rafini, K., 2014. Effect of Dispersed Oil on Fish Cardiac Tissue Respiration: A Comparison between a Temperate (*Dicentrarchus labrax*) and an Arctic (*Boreogadus saida*) Species, pp. 482–493.
- Edge, K.J., Johnston, E.L., Dafforn, K.A., Simpson, S.L., Kutti, T., Bannister, R.J., 2016. Sub-lethal effects of water-based drilling muds on the deep-water sponge *Geodia barretti*. *Environ. Pollut.* 212, 525–534.
- Eide, M., Rydbeck, H., Tøresen, O.K., Lille-Langoy, R., Puntervoll, P., Goldstone, J.V., Jakobsen, K.S., Stegeman, J., Goksoyr, A., Karlsen, O.A., 2018. Independent losses of a xenobiotic receptor across teleost evolution. *Sci Rep-Uk* 8.
- Elias-Samlalsingh, N., Agard, J.B.R., 2004. Application of toxicity identification evaluation procedures for characterizing produced water using the tropical mysid, *Metamysidopsis insularis*. *Environ. Toxicol. Chem.* 23, 1194–1203.
- Eriksen, D.O., Sidhu, R., Strålberg, E., Iden, K.I., Hylland, K., Ruus, A., Røyset, O., Berntssen, M.H.G., Rye, H., 2006. Radionuclides in produced water from Norwegian oil and gas installations - concentrations and bioavailability. *Czech. J. Phys.* 56, D43–D48.
- Fahd, F., Veitch, B., Khan, F., 2019. Arctic marine fish 'biotransformation toxicity' model for ecological risk assessment. *Mar. Pollut. Bull.* 142, 408–418.
- Faksness, L.G., Brandvik, P.J., 2008a. Distribution of water soluble components from Arctic marine oil spills - a combined laboratory and field study. *Cold Reg. Sci. Technol.* 54, 97–105.
- Faksness, L.G., Brandvik, P.J., 2008b. Distribution of water soluble components from oil encapsulated in Arctic sea ice: summary of three field seasons. *Cold Reg. Sci. Technol.* 54, 106–114.
- Faksness, L.G., Grini, P.G., Daling, P.S., 2004. Partitioning of semi-soluble organic compounds between the water phase and oil droplets in produced water. *Mar. Pollut. Bull.* 48, 731–742.
- Faksness, L.G., Brandvik, P.J., Sydnes, L.K., 2008. Composition of the water accommodated fractions as a function of exposure times and temperatures. *Mar. Pollut. Bull.* 56, 1746–1754.
- Farkas, J., Badsvik, C.Y., Altin, D., Nordtug, T., Olsen, A.J., Hansen, B.H., 2017. Acute and physical effects of water-based drilling mud in the marine copepod *Calanus finmarchicus*. *J. Toxicol. Environ. Health A* 80, 907–915.
- Farmen, E., Harman, C., Hylland, K., Tollefsen, K.E., 2010. Produced water extracts from North Sea oil production platforms result in cellular oxidative stress in a rainbow trout *in vitro* bioassay. *Mar. Pollut. Bull.* 60, 1092–1098.
- Fisher, R., 1955. Statistical methods and scientific induction. *J. Roy. Stat. Soc. B* 17, 69–78.
- Fosshem, M., Primicerio, R., Johannesen, E., Ingvaldsen, R.B., Aschan, M.M., Dolgov, A.V., 2015. Recent warming leads to a rapid borealization of fish communities in the Arctic. *Nat. Clim. Change* 5, 673.
- Fox, D.R., Landis, W.G., 2016. Don't be fooled-a no-observed-effect concentration is no substitute for a poor concentration-response experiment. *Environ. Toxicol. Chem.* 35, 2141–2148.
- Froment, J., Langford, K., Tollefsen, K.E., Brate, I.L.N., Brooks, S.J., Thomas, K.V., 2016. Identification of petrogenic produced water components as acetylcholine esterase inhibitors. *Environ. Pollut.* 215, 18–26.
- Frost, T., Hagemann, R., Furuholt, E., Johnsen, S., 2002. Calculation of PNEC Values Applied in Environmental Risk Management of Produced Water Discharges. Statoil.
- Gardiner, W.W., Word, J.Q., Word, J.D., Perkins, R.A., McFarlin, K.M., Hester, B.W., Word, L.S., Ray, C.M., 2013. The acute toxicity of chemically and physically dispersed crude oil to key arctic species under arctic conditions during the open water season. *Environ. Toxicol. Chem.* 32, 2284–2300.
- George, S.G., Christiansen, J.S., Killie, B., Wright, J., 1995. Dietary crude oil exposure during sexual maturation induces hepatic mixed function oxygenase (CYP1A) activity at very low environmental temperatures in polar cod *Boreogadus saida*. *Mar. Ecol. Prog. Ser.* 122, 307–312.
- Geraudie, P., Nahrang, J., Forget-Leray, J., Minier, C., Camus, L., 2014. *In vivo* effects of environmental concentrations of produced water on the reproductive function of polar cod (*Boreogadus saida*). *J. Toxicol. Environ. Health A* 77, 557–573.
- Gimeno, S., Komen, H., Gerritsen, A.G.M., Bowmer, T., 1998a. Feminisation of young males of the common carp, *Cyprinus carpio*, exposed to 4-tert-pentylphenol during sexual differentiation. *Aquat. Toxicol.* 43, 77–92.
- Gimeno, S., Komen, H., Jobling, S., Sumpter, J., Bowmer, T., 1998b. Demasculinisation of sexually mature male common carp, *Cyprinus carpio*, exposed to 4-tert-pentylphenol during spermatogenesis. *Aquat. Toxicol.* 43, 93–109.
- Girling, A.E., 1989. Acute and chronic toxicity of produced water from a north-sea oil production platform to the calanoid copepod *Acartia tonsa*. *Bull. Environ. Contam. Toxicol.* 43, 280–286.
- Godøy, J.M., Vianna, L.M., Godøy, M.L.D.P., Almeida, A.C., 2016. Determination of 226Ra in produced water by liquid scintillation counting. *J. Environ. Radioact.* 160, 25–27.
- Goksoyr, A., Förllin, L., 1992. The cytochrome-P-450 system in fish, aquatic toxicology and environmental monitoring. *Aquat. Toxicol.* 22, 287–311.
- Goksoyr, A., Solberg, T.S., 1987. Cytochromes-P-450 in fish larvae - immunochemical detection of responses to oil pollution. *Sarsia* 72, 405–407.
- Goksoyr, A., Serigstad, B., Solberg, T.S., Stegeman, J.J., 1988. Response of Cod (*Gadus Morhua*) Larvae and Juveniles to Oil Exposure Detected with Anti-Cod Cytochrome-P-450c IgG and Anti-Scup Cytochrome-P-450e Mab 1-12-3. *Mar. Environ. Res.* 24, 31–35.
- Grant, A., Briggs, A.D., 2002. Toxicity of sediments from around a North Sea oil platform: are metals or hydrocarbons responsible for ecological impacts? *Mar. Environ. Res.* 53, 95–116.
- Gray, J.S., 2002. Perceived and real risks: produced water from oil extraction. *Mar. Pollut. Bull.* 44, 1171–1172.
- Gray, J.S., Bakke, T., Beck, H.J., Nilssen, I., 1999. Managing the environmental effects of the Norwegian oil and gas industry: from conflict to consensus. *Mar. Pollut. Bull.* 38, 525–530.
- Grøsvik, B.E., Kjersem, A.B., Sundt, R., Meier, S., Goksoyr, A., 2006. Effects of oil and produced water on Atlantic cod; biomarker development with proteomics based methods. *Mar. Environ. Res.* 62, S160-S160.
- Grøsvik, B.E., Meier, S., Westrheim, K., Skarphøinisdóttir, H., Liewenborg, B., Balk, L., Klungsoyr, J., 2007. Condition Monitoring in the Water Column 2005: Oil Hydrocarbons in Fish from Norwegian Waters. Institute of Marine Research, Bergen, Norway, p. 34.
- Grøsvik, B.E., Meier, S., Liewenborg, B., Nesje, G., Westrheim, K., Fonn, M., Kjesbu, O.S., Skarphøinisdóttir, H., Klungsoyr, J., 2009. Condition Monitoring in the Water Column 2008: Oil Hydrocarbons in Fish from Norwegian Waters. Institute of Marine Research, Bergen, Norway, p. 61.
- Grøsvik, B., Meier, S., Liewenborg, B., Nesje, G., Westrheim, K., Fonn, M., Kjesbu, O., Skarphøinisdóttir, H., Klungsoyr, J., 2010. PAH and biomarker measurements in fish from condition monitoring in Norwegian waters in 2005 and 2008. September 2010 ICES annual Science Conference vols. 20–24, 18.
- Grøsvik, B., Kalstveit, E., Liu, L., Nesje, G., Westrheim, K., Berntssen, M., LeGoff, J., Meier, S., 2012. Condition monitoring in the water column 2011: oil hydrocarbons in fish from Norwegian waters. Institute of Marine Research, Bergen, Norway, p. 99.
- Grøsvik, B.E., Le Goff, J., Olsvik, P.A., Meier, S., 2015. Condition Monitoring 2014 - with Focus on the Halten Bank Area. Institute of Marine Research, Bergen, Norway, p. 92.
- Grundy, M.M., Ratcliffe, N.A., Moore, M.N., 1996. Immune inhibition in marine mussels by polycyclic aromatic hydrocarbons. *Mar. Environ. Res.* 42, 187–190.
- Grung, M., Holth, T.F., Jacobsen, M.R., Hylland, K., 2009a. Polycyclic aromatic hydrocarbon (PAH) metabolites in Atlantic cod exposed via water or diet to a synthetic produced water. *J. Toxicol. Environ. Health, Part A* 72, 254–265.
- Grung, M., Ruus, A., Holth, T.F., Sidhu, R.S., Eriksen, D.O., Hylland, K., 2009b. Bioaccumulation and lack of oxidative stress response in the ragworm *H-diversicolor* following exposure to Ra-226 in sediment. *J. Environ. Radioact.* 100, 429–434.
- Guiney, P.D., Walker, M.K., Spitsbergen, J.M., Peterson, R.E., 2000. Hemodynamic dysfunction and cytochrome P4501A mRNA expression induced by 2,3,7,8-tetra-chlorodibenzo-p-dioxin during embryonic stages of lake trout development. *Toxicol. Appl. Pharmacol.* 168, 1–14.
- Gupta, R.C., Reddy, M.V., Randerath, K., 1982. P-32 post-labeling analysis of nonradioactive aromatic carcinogen DNA adducts. *Carcinogenesis* 3, 1081–1092.
- Hale, S.E., Oen, A.M.P., Cornelissen, G., Jonker, M.T.O., Waarum, I.K., Eek, E., 2016. The role of passive sampling in monitoring the environmental impacts of produced water discharges from the Norwegian oil and gas industry. *Mar. Pollut. Bull.* 111, 33–40.
- Hale, S.E., Skulcová, L., Pipal, M., Cornelissen, G., Oen, A.M.P., Eek, E., Bielska, L., 2019. Monitoring wastewater discharge from the oil and gas industry using passive

- sampling and *Danio rerio* bioassay as complimentary tools. *Chemosphere* 216, 404–412.
- Hannam, M.L., Bamber, S.D., Moody, J.A., Galloway, T.S., Jones, M.B., 2009a. Immune function in the Arctic Scallop, *Chlamys islandica*, following dispersed oil exposure. *Aquat. Toxicol.* 92, 187–194.
- Hannam, M.L., Bamber, S.D., Sundt, R.C., Galloway, T.S., 2009b. Immune modulation in the blue mussel *Mytilus edulis* exposed to North Sea produced water. *Environ. Pollut.* 157, 1939–1944.
- Hannam, M.L., Bamber, S.D., Galloway, T.S., Moody, A.J., Jones, M.B., 2010a. Effects of the model PAH phenanthrene on immune function and oxidative stress in the haemolymph of the temperate scallop *Pecten maximus*. *Chemosphere* 78, 779–784.
- Hannam, M.L., Bamber, S.D., Galloway, T.S., Moody, A.J., Jones, M.B., 2010b. Functional immune response in *Pecten maximus*: combined effects of a pathogen-associated molecular pattern and PAH exposure. *Fish Shellfish Immunol.* 28, 249–252.
- Hannam, M.L., Bamber, S.D., Moody, A.J., Galloway, T.S., Jones, M.B., 2010c. Immunotoxicity and oxidative stress in the Arctic scallop *Chlamys islandica*: effects of acute oil exposure. *Ecotoxicol. Environ. Saf.* 73, 1440–1448.
- Hansen, B.H., Altin, D., Nordtug, T., Olsen, A.J., 2007. Suppression subtractive hybridization library prepared from the copepod *Calanus finmarchicus* exposed to a sublethal mixture of environmental stressors. *Comparative Biochemistry and Physiology D-Genomics & Proteomics* 2, 250–256.
- Hansen, B.H., Altin, D., Hessen, K.M., Dahl, U., Breitholtz, M., Nordtug, T., Olsen, A.J., 2008a. Expression of ecdysteroids and cytochrome P450 enzymes during lipid turnover and reproduction in *Calanus finmarchicus* (Crustacea: copepoda). *Gen. Comp. Endocrinol.* 158, 115–121.
- Hansen, B.H., Altin, D., Vang, S.H., Nordtug, T., Olsen, A.J., 2008b. Effects of naphthalene on gene transcription in *Calanus finmarchicus* (Crustacea: copepoda). *Aquat. Toxicol.* 86, 157–165.
- Hansen, B.H., Altin, D., Rørvik, S.F., Øverjordet, I.B., Olsen, A.J., Nordtug, T., 2011. Comparative study on acute effects of water accommodated fractions of an artificially weathered crude oil on *Calanus finmarchicus* and *Calanus glacialis* (Crustacea: copepoda). *Sci. Total Environ.* 409, 704–709.
- Hansen, B.H., Altin, D., Olsen, A.J., Nordtug, T., 2012. Acute toxicity of naturally and chemically dispersed oil on the filter-feeding copepod *Calanus finmarchicus*. *Ecotoxicol. Environ. Saf.* 86, 38–46.
- Hansen, B.H., Altin, D., Øverjordet, I.B., Jager, T., Nordtug, T., 2013a. Acute exposure of water soluble fractions of marine diesel on Arctic *Calanus glacialis* and boreal *Calanus finmarchicus*: effects on survival and biomarker response. *Sci. Total Environ.* 449, 276–284.
- Hansen, B.H., Degnes, K., Øverjordet, I.B., Altin, D., Størseth, T.R., 2013b. Metabolic fingerprinting of arctic copepods *Calanus finmarchicus*, *Calanus glacialis* and *Calanus hyperboreus*. *Polar Biol.* 36, 1577–1586.
- Hansen, B.H., Altin, D., Bonaunet, K., Øverjordet, I.B., 2014. Acute toxicity of eight oil spill response chemicals to temperate, boreal, and arctic species. *J. Toxicol. Environ. Health A* 77, 495–505.
- Hansen, B.H., Salaberria, I., Olsen, A.J., Read, K.E., Øverjordet, I.B., Hammer, K.M., Altin, D., Nordtug, T., 2015. Reproduction dynamics in copepods following exposure to chemically and mechanically dispersed crude oil. *Environ. Sci. Technol.* 49, 3822–3829.
- Hansen, B.H., Jager, T., Altin, D., Overjordet, I.B., Olsen, A.J., Salaberria, I., Nordtug, T., 2016a. Acute toxicity of dispersed crude oil on the cold-water copepod *Calanus finmarchicus*: elusive implications of lipid content. *J. Toxicol. Environ. Health A* 79, 549–557.
- Hansen, B.H., Lie, K.K., Størseth, T.R., Nordtug, T., Altin, D., Olsvik, P.A., 2016b. Exposure of first-feeding cod larvae to dispersed crude oil results in similar transcriptional and metabolic responses as food deprivation. *J. Toxicol. Environ. Health A* 79, 558–571.
- Hansen, B.H., Altin, D., Nordtug, T., Øverjordet, I.B., Olsen, A.J., Krause, D., Stordal, I., Størseth, T.R., 2017a. Exposure to crude oil micro-droplets causes reduced food uptake in copepods associated with alteration in their metabolic profiles. *Aquat. Toxicol.* 184, 94–102.
- Hansen, B.H., Tarrant, A.M., Salaberria, I., Altin, D., Nordtug, T., Øverjordet, I.B., 2017b. Maternal polycyclic aromatic hydrocarbon (PAH) transfer and effects on offspring of copepods exposed to dispersed oil with and without oil droplets. *J. Toxicol. Environ. Health A* 80, 881–894.
- Hansen, B.H., Farkas, J., Nordtug, T., Altin, D., Brakstad, O.G., 2018a. Does microbial biodegradation of water-soluble components of oil reduce the toxicity to early life stages of fish? *Environ. Sci. Technol.* 52, 4358–4366.
- Hansen, B.H., Olsen, A.J., Salaberria, I., Altin, D., Øverjordet, I.B., Gardinali, P., Booth, A., Nordtug, T., 2018b. Partitioning of PAHs between crude oil microdroplets, water, and copepod biomass in oil-in-seawater dispersions of different crude oils. *Environ. Sci. Technol.* 52, 14436–14444.
- Hansen, B.H., Sørensen, L., Carvalho, P.A., Meier, S., Booth, A.M., Altin, D., Farkas, J., Nordtug, T., 2018c. Adhesion of mechanically and chemically dispersed crude oil droplets to eggs of Atlantic cod (*Gadus morhua*) and haddock (*Melanogrammus aeglefinus*). *Sci. Total Environ.* 640–641, 138–143.
- Hansen, B.H., Parkerton, T., Nordtug, T., Størseth, T.R., Redman, A., 2019a. Modeling the toxicity of dissolved crude oil exposures to characterize the sensitivity of cod (*Gadus morhua*) larvae and role of individual and unresolved hydrocarbons. *Mar. Pollut. Bull.* 138, 286–294.
- Hansen, B.H., Salaberria, I., Read, K.E., Wold, P.A., Hammer, K.M., Olsen, A.J., Altin, D., Øverjordet, I.B., Nordtug, T., Bardal, T., Kjorsvik, E., 2019b. Developmental effects in fish embryos exposed to oil dispersions - the impact of crude oil micro-droplets. *Mar. Environ. Res.* 150.
- Hansen, B.H., Sørensen, L., Størseth, T.R., Nepstad, R., Altin, D., Krause, D., Meier, S., Nordtug, T., 2019c. Embryonic exposure to produced water can cause cardiac toxicity and deformations in Atlantic cod (*Gadus morhua*) and haddock (*Melanogrammus aeglefinus*) larvae. *Mar. Environ. Res.* 148, 81–86.
- Hansen, B.H., Farkas, J., Øverjordet, I.B., Sørensen, L., Kvæstad, B., Davies, E., Sarno, A., Nordtug, T., 2020a. Environmental Effects Assessment Using in Situ Fish Embryo Testing, SETAC SciCon. SETAC, 2020.
- Hansen, B.H., Sørensen, L., Størseth, T.R., Altin, D., Gonzalez, S.V., Skancke, J., Rønberg, M.U., Nordtug, T., 2020b. The use of PAH, metabolite and lipid profiling to assess exposure and effects of produced water discharges on pelagic copepods. *Sci. Total Environ.* 714, 7.
- Harman, C., Bøyum, O., Tollefsen, K.E., Thomas, K., Grung, M., 2008. Uptake of some selected aquatic pollutants in semipermeable membrane devices (SPMDs) and the polar organic chemical integrative sampler (POCIS). *J. Environ. Monit.* 10, 239–247.
- Harman, C., Holth, T.F., Hylland, K., Thomas, K., Grung, M., 2009a. Relationship between polycyclic aromatic hydrocarbon (PAH) accumulation in semipermeable membrane devices and PAH bile metabolite levels in Atlantic cod (*Gadus morhua*). *J. Toxicol. Environ. Health A* 72, 234–243.
- Harman, C., Thomas, K.V., Tollefsen, K.E., Meier, S., Bøyum, O., Grung, M., 2009b. Monitoring the freely dissolved concentrations of polycyclic aromatic hydrocarbons (PAH) and alkylphenols (AP) around a Norwegian oil platform by holistic passive sampling. *Mar. Pollut. Bull.* 58, 1671–1679.
- Harman, C., Farnen, E., Tollefsen, K.E., 2010. Monitoring North Sea oil production discharges using passive sampling devices coupled with *in vitro* bioassay techniques. *J. Environ. Monit.* 12, 1699–1708.
- Harman, C., Brooks, S., Sundt, R.C., Meier, S., Grung, M., 2011. Field comparison of passive sampling and biological approaches for measuring exposure to PAH and alkylphenols from offshore produced water discharges. *Mar. Pollut. Bull.* 63, 141–148.
- Harman, C., Langford, K., Sundt, R.C., Brooks, S., 2014. Measurement of naphthenic acids in the receiving waters around an offshore oil platform by passive sampling. *Environ. Toxicol. Chem.* 33, 1946–1949.
- Hasle, J.R., Kjellen, U., Haugerud, O., 2009. Decision on oil and gas exploration in an Arctic area: case study from the Norwegian Barents Sea. *Saf. Sci.* 47, 832–842.
- Hasselberg, L., Meier, S., Svardal, A., 2004a. Effects of alkylphenols on redox status in first spawning Atlantic cod (*Gadus morhua*). *Aquat. Toxicol.* 69, 95–105.
- Hasselberg, L., Meier, S., Svardal, A., Hegelund, T., Celander, M.C., 2004b. Effects of alkylphenols on CYP1A and CYP3A expression in first spawning Atlantic cod (*Gadus morhua*). *Aquat. Toxicol.* 67, 303–313.
- Hatlen, K., Camus, L., Berge, J., Olsen, G.H., Baussant, T., 2009. Biological effects of water soluble fraction of crude oil on the Arctic sea ice amphipod *Gammarus wilkitzkii*. *Chem. Ecol.* 25, 151–162.
- Haukas, M., Berger, U., Hop, H., Gulliksen, B., Gabrielsen, G.W., 2007. Bioaccumulation of per- and polyfluorinated alkyl substances (PFAS) in selected species from the Barents Sea food web. *Environ. Pollut.* 148, 360–371.
- Hjermann, D.O., Stenseth, N.C., Ottersen, G., 2004. The population dynamics of Northeast Arctic cod (*Gadus morhua*) through two decades: an analysis based on survey data. *Can. J. Fish. Aquat. Sci.* 61, 1747–1755.
- Hjermann, D.O., Melsom, A., Dingsør, G.E., Durant, J.M., Eikeset, A.M., Røed, L.P., Ottersen, G., Størvik, G., Stenseth, N.C., 2007. Fish and oil in the Lofoten-Barents Sea system: synoptic review of the effect of oil spills on fish populations. *Mar. Ecol. Prog. Ser.* 339, 283–299.
- Hjorth, M., Nielsen, T.G., 2011. Oil exposure in a warmer Arctic: potential impacts on key zooplankton species. *Mar. Biol.* 158, 1339–1347.
- Holth, T.F., Tollefsen, K.E., 2012. Acetylcholine esterase inhibitors in effluents from oil production platforms in the North Sea. *Aquat. Toxicol.* 112, 92–98.
- Holth, T.F., Nourizadeh-Lillabadi, R., Blæsberg, M., Grung, M., Holbeck, H., Petersen, G. I., Aleström, P., Hylland, K., 2008. Differential gene expression and biomarkers in zebrafish (*Danio rerio*) following exposure to produced water components. *Aquat. Toxicol.* 90, 277–291.
- Holth, T.F., Beylich, B.A., Skarphedinsdottir, H., Liewenborg, B., Grung, M., Hylland, K., 2009. Genotoxicity of environmentally relevant concentrations of water-soluble oil components in cod (*Gadus morhua*). *Environ. Sci. Technol.* 43, 3329–3334.
- Holth, T.F., Thorsen, A., Olsvik, P.A., Hylland, K., 2010. Long-term exposure of Atlantic cod (*Gadus morhua*) to components of produced water: condition, gonad maturation, and gene expression. *Can. J. Fish. Aquat. Sci.* 67, 1685–1698.
- Holth, T.F., Beckius, J., Zorita, I., Cajaraville, M.P., Hylland, K., 2011a. Assessment of lysosomal membrane stability and peroxisome proliferation in the head kidney of Atlantic cod (*Gadus morhua*) following long-term exposure to produced water components. *Mar. Environ. Res.* 72, 127–134.
- Holth, T.F., Beylich, B.A., Camus, L., Klobucar, G.I.V., Hylland, K., 2011b. Repeated sampling of Atlantic cod (*Gadus morhua*) for monitoring of nondestructive parameters during exposure to a synthetic produced water. *J. Toxicol. Environ. Health A* 74, 555–568.
- Holth, T.F., Størset, A., Ribeiro, A.L., Olafsdottir, A., Halldorsson, H.P., Hylland, K., 2017. Environmentally realistic exposure to weathered North Sea oil: sublethal effects in Atlantic cod (*Gadus morhua*) and turbot (*Scophthalmus maximus*). *J. Toxicol. Environ. Health A* 80, 895–906.
- Hooper, D.U., Chapin, F.S., Ewel, J.J., Hector, A., Inchausti, P., Lavorel, S., Lawton, J.H., Lodge, D.M., Loreau, M., Naeem, S., Schmid, B., Setälä, H., Symstad, A.J., Vandermeer, J., Wardle, D.A., 2005. Effects of biodiversity on ecosystem functioning: a consensus of current knowledge. *Ecol. Monogr.* 75, 3–35.
- Hop, H., Gjøsæter, H., 2013. Polar cod (*Boreogadus saida*) and capelin (*Mallotus villosus*) as key species in marine food webs of the Arctic and the Barents Sea. *Mar. Biol. Res.* 9, 878–894.

- Hose, J.E., McGurk, D., Marty, G.D., Hinton, D.E., Brown, E.D., Baker, T.T., 1996. Sublethal effects of the Exxon Valdez oil spill on herring embryos and larvae: morphological, cytogenetic, and histopathological assessments, 1989–1991. *Can. J. Fish. Aquat. Sci.* 53, 2355–2365.
- Hosseini, A., Brown, J.E., Gwynn, J.P., Dowdall, M., 2012. Review of research on impacts to biota of discharges of naturally occurring radionuclides in produced water to the marine environment. *Sci. Total Environ.* 438, 325–333.
- Huckins, J.N., Petty, J.D., Lebo, J.A., Almeida, F.V., Booi, K., Alvarez, D.A., Clark, R.C., Mogensen, B.B., 2002. Development of the permeability/performance reference compound approach for in situ calibration of semipermeable membrane devices. *Environ. Sci. Technol.* 36, 85–91.
- Huggett, D.B., Brooks, B.W., Peterson, B., Foran, C.M., Schlenk, D., 2002. Toxicity of select beta adrenergic receptor-blocking pharmaceuticals (B-blockers) on aquatic organisms. *Arch. Environ. Contam. Toxicol.* 43, 229–235.
- Hultman, M.T., Song, Y., Tollefsen, K.E., 2015. 17 alpha-Ethinylestradiol (EE2) effect on global gene expression in primary rainbow trout (*Oncorhynchus mykiss*) hepatocytes. *Aquat. Toxicol.* 169, 90–104.
- Hultman, M.T., Petersen, K., Tollefsen, K.E., 2017. Characterizing combined effects of antiestrogenic chemicals on vitellogenin production in rainbow trout (*Oncorhynchus mykiss*) hepatocytes. *J. Toxicol. Environ. Health A* 80, 987–1001.
- Hurst, M.R., Chan-Man, Y.L., Balaam, J., Thain, J.E., Thomas, K.V., 2005. The stable aryl hydrocarbon receptor agonist potency of United Kingdom Continental Shelf (UKCS) offshore produced water effluents. *Mar. Pollut. Bull.* 50, 1694–1698.
- Hylland, K., Beyer, J., Bernstsen, M., Klungsoyr, J., Lang, T., Balk, L., 2006. May organic pollutants affect fish populations in the North Sea? *J. Toxicol. Environ. Health A* 69, 125–138.
- Hylland, K., Tollefsen, K.E., Ruus, A., Jonsson, G., Sundt, R.C., Sanni, S., Røe Utvik, T.I., Johnsen, S., Nilsen, I., Pinturier, L., Balk, L., Barsiene, J., Marigómez, I., Feist, S.W., Børseth, J.F., 2008. Water column monitoring near oil installations in the North Sea 2001–2004. *Mar. Pollut. Bull.* 56, 414–429.
- Idowu, O., Semple, K.T., Ramadass, K., O'Connor, W., Hansbro, P., Thavamani, P., 2019. Beyond the obvious: environmental health implications of polar polycyclic aromatic hydrocarbons. *Environ. Int.* 123, 543–557.
- Incardona, J.P., Scholz, N.L., 2016. The influence of heart developmental anatomy on cardiotoxicity-based adverse outcome pathways in fish. *Aquat. Toxicol.* 177, 515–525.
- Incardona, J.P., Collier, T.K., Scholz, N.L., 2004. Defects in cardiac function precede morphological abnormalities in fish embryos exposed to polycyclic aromatic hydrocarbons. *Toxicol. Appl. Pharmacol.* 196, 191–205.
- Incardona, J.P., Gardner, L.D., Linbo, T.L., Brown, T.L., Esbaugh, A.J., Mager, E.M., Stieglitz, J.D., French, B.L., Labenia, J.S., Laetz, C.A., Tagal, M., Sloan, C.A., Elizur, A., Benetti, D.D., Grosell, M., Block, B.A., Scholz, N.L., 2014. Deepwater Horizon crude oil impacts the developing hearts of large predatory pelagic fish. *Proc. Natl. Acad. Sci. Unit. States Am.* 111, E1510–E1518.
- Incardona, J.P., Carls, M.G., Holland, L., Linbo, T.L., Baldwin, D.H., Myers, M.S., Peck, K.A., Tagal, M., Rice, S.D., Scholz, N.L., 2015. Very low embryonic crude oil exposures cause lasting cardiac defects in salmon and herring. *Sci Rep-Uk* 5.
- Jacobs, R.P.W.M., Grant, R.O.H., Kwant, J., Marquenie, J.M., Mentzer, E., 1992. The composition of produced water from Shell operated oil and gas production in the North Sea. In: Ray, J.P., Engelhardt, F.R. (Eds.), *Produced Water: Technological/Environmental Issues and Solutions*. Plenum Press, New York, pp. 13–21.
- Jager, T., Hansen, B.H., 2013. Linking survival and biomarker responses over time. *Environ. Toxicol. Chem.* 32, 1842–1845.
- Jager, T., Ravagnan, E., 2015. Parameterising a generic model for the dynamic energy budget of Antarctic krill *Euphausia superba*. *Mar. Ecol. Prog. Ser.* 519, 115–128.
- Jager, T., Ravagnan, E., 2016. Modelling growth of northern krill (*Meganyctiphanes norvegica*) using an energy-budget approach. *Ecol. Model.* 325, 28–34.
- Jager, T., Salaberria, I., Hansen, B.H., 2015. Capturing the life history of the marine copepod *Calanus sinicus* into a generic bioenergetics framework. *Ecol. Model.* 299, 114–120.
- Jager, T., Altin, D., Miljeteig, C., Hansen, B.H., 2016. Stage-dependent and sex-dependent sensitivity to water-soluble fractions of fresh and weathered oil in the marine copepod *Calanus finmarchicus*. *Environ. Toxicol. Chem.* 35, 728–735.
- Jager, T., Salaberria, I., Altin, D., Nordtug, T., Hansen, B.H., 2017. Modelling the dynamics of growth, development and lipid storage in the marine copepod *Calanus finmarchicus*. *Mar. Biol.* 164.
- Jakobsen, T., Ozhigin, V., 2011. *The Barents Sea – Ecosystem, Resources, Management. Half a Century of Russian-Norwegian Cooperation*. Tapir Academic Press, Trondheim, Norway, p. 825.
- Jawad, L.A., Hansen, T.J., Meier, S., Skjæraasen, J.E., Fjellidal, P.G., 2018. Vertebral column deformity in adult wild haddock (*Melanogrammus aeglefinus*). *J. Fish. Dis.* 41, 1909–1915.
- Jensen, L.K., Halvorsen, E., Song, Y., Hallanger, I.G., Hansen, E.L., Brooks, S.J., Hansen, B.H., Tollefsen, K.E., 2016. Individual and molecular level effects of produced water contaminants on nauplii and adult females of *Calanus finmarchicus*. *J. Toxicol. Environ. Health A* 79, 585–601.
- Jimenez, S., Mico, M.M., Arnaldos, M., Medina, F., Contreras, S., 2018. State of the art of produced water treatment. *Chemosphere* 192, 186–208.
- Jobling, S., Sumpter, J.P., 1993. Detergent components in sewage effluent are weakly estrogenic to fish - an in-vitro study using rainbow-trout (*Oncorhynchus mykiss*) hepatocytes. *Aquat. Toxicol.* 27, 361–372.
- Johnsen, S., Røe, T.I., Durell, G., Reed, M., SPE, 1998. Dilution and bioavailability of produced water compounds in the northern North Sea. A combined modeling and field study. In: *SPE International Conf. On Health, Safety and Environment in Oil and Gas Exploration and Production*. SPE, Caracas, Venezuela, 7–10 June, p. 11.
- Johnsen, S., Frost, T.K., Hjelmsvold, M., Røe Utvik, T.I., 2000. The Environmental Impact Factor - a Proposed Tool for Produced Water Impact Reduction, Management and Regulation. *Society of Petroleum Engineers International*, p. 13.
- Johnsen, S., Utvik, T.I.R., Garland, E., De Vals, B., Campbell, J., 2004. Environmental Fate and Effect of Contaminants in Produced Water, pp. 745–753.
- Jones, N.J., Parry, J.M., 1992. The detection of DNA adducts, DNA-base changes and chromosome-damage for the assessment of exposure to genotoxic pollutants. *Aquat. Toxicol.* 22, 323–344.
- Jonsson, H., Björkblom, C., 2011. Biomarker Bridges - Biomarker Responses to Dispersed Oil in Four Marine Fish Species. *International Research Institute of Stavanger (IRIS)*, p. 44.
- Jonsson, G., Beyer, J., Wells, D., Ariese, F., 2003. The application of HPLC-F and GC-MS to the analysis of selected hydroxy polycyclic hydrocarbons in two certified fish bile reference materials. *J. Environ. Monit.* 5, 513–520.
- Jonsson, G., Sundt, R.C., Aas, E., Beyer, J., 2004. An evaluation of two fluorescence screening methods for the determination of chrysenes metabolites in fish bile. *Chemosphere* 56, 81–90.
- Jonsson, G., Cavcic, A., Stokke, T.U., Beyer, J., Sundt, R.C., Brede, C., 2008a. Solid-phase analytical derivatization of alkylphenols in fish bile for gas chromatography-mass spectrometry analysis. *J. Chromatogr. A* 1183, 6–14.
- Jonsson, G., Stokke, T.U., Cavcic, A., Jørgensen, K.B., Beyer, J., 2008b. Characterization of alkylphenol metabolites in fish bile by enzymatic treatment and HPLC-fluorescence analysis. *Chemosphere* 71, 1392–1400.
- Jonsson, H., Sundt, R.C., Aas, E., Sanni, S., 2010. The Arctic is no longer put on ice: evaluation of Polar cod (*Boreogadus saida*) as a monitoring species of oil pollution in cold waters. *Mar. Pollut. Bull.* 60, 390–395.
- Jonsson, G., Nævdal, A., Beyer, J., 2012. Determination of alkylphenol metabolites in fish bile using solid-phase analytical derivatization (SPAD) and gas chromatography-mass spectrometry in electron ionization mode (GC-MS-EI) *ICES Techniques*. In: *Marine Environmental Sciences*, p. 18.
- Jørgensen, T., Løkkeborg, S., Soldal, A., 2002a. Residence of fish in the vicinity of a decommissioned platform in the North Sea. *ICES (Int. Counc. Explor. Sea) J. Mar. Sci.* 59, 288–293.
- Jørgensen, T., Løkkeborg, S., Soldal, A.V., 2002b. Residence of fish in the vicinity of a decommissioned oil platform in the North Sea. *ICES (Int. Counc. Explor. Sea) J. Mar. Sci.* 59, 288–293.
- Jørgensen, E.H., Vijayan, M.M., Killie, J.E.A., Aluru, N., Aas-Hansen, O., Maule, A., 2006. Toxicokinetics and effects of PCBs in Arctic fish: a review of studies on Arctic charr. *J. Toxicol. Environ. Health A* 69, 37–52.
- Jørgensen, L.L., Renaud, P.E., Cochran, S.K.J., 2011. Improving benthic monitoring by combining trawl and grab surveys. *Mar. Pollut. Bull.* 62, 1183–1190.
- Karlsen, O.A., Bjørneklett, S., Berg, K., Brattås, M., Bohne-Kjersem, A., Grøsvik, B.E., Goksøyr, A., 2011. Integrative environmental genomics of cod (*Gadus morhua*): the proteomics approach. *J. Toxicol. Environ. Health A* 74, 494–507.
- Karlsen, O.A., Puntrevoll, P., Goksøyr, A., 2012. Mass spectrometric analyses of microsomal cytochrome P450 isozymes isolated from beta-naphthoflavone-treated Atlantic cod (*Gadus morhua*) liver reveal insights into the cod CYPome. *Aquat. Toxicol.* 108, 2–10.
- Karman, C.C., Reerink, H.G., 1998. Dynamic assessment of the ecological risk of the discharge of produced water from oil and gas producing platforms. *J. Hazard Mater.* 61, 43–51.
- Karman, C.C., Smit, M.G.D., 2019. Whole effluent toxicity data and discharge volumes to assess the likelihood that environmental risks of offshore produced water discharges are adequately controlled. *Integrated Environ. Assess. Manag.* 15, 584–595.
- Kedra, M., Moritz, C., Choy, E.S., David, C., Degen, R., Duerksen, S., Ellingsen, I., Gorska, B., Grebmeier, J.M., Kirievskaia, D., van Oevelen, D., Piewosz, K., Samuelsen, A., Weslawski, J.M., 2015. Status and trends in the structure of Arctic benthic food webs. *Polar Res.* 34.
- Kelland, M.A., 2014. *Production Chemicals for the Oil and Gas Industry*. CRC Press, London, UK.
- Kjersem, A.B., Aa, K.A., Meier, S., Goksøyr, A., Grøsvik, B.E., 2008. A proteomic based approach for developing new biomarkers as monitoring tools for biological effects of oil and produced water to fish. *Mar. Environ. Res.* 66, 223–224.
- Knag, A.C., Taugbøl, A., 2013. Acute exposure to offshore produced water has an effect on stress- and secondary stress responses in three-spined stickleback *Gasterosteus aculeatus*. *Comparative Biochemistry and Physiology C-Toxicology & Pharmacology* 158, 173–180.
- Knag, A.C., Sebire, M., Mayer, I., Meier, S., Renner, P., Katsiadaki, I., 2013a. *In vivo* endocrine effects of naphthenic acids in fish. *Chemosphere* 93, 2356–2364.
- Knag, A.C., Verhaegen, S., Ropstad, E., Mayer, I., Meier, S., 2013b. Effects of polar oil related hydrocarbons on steroidogenesis *in vitro* in H295R cells. *Chemosphere* 92, 106–115.
- Knol, M., 2011. The uncertainties of precaution: zero discharges in the Barents Sea. *Mar. Pol.* 35, 399–404.
- Kooijman, S.A.L.M., 1996. An alternative for NOEC exists, but the standard model has to be abandoned first. *Oikos* 75, 310–316.
- Koons, C.B., McAuliffe, C.D., Weiss, F.T., 1977. Environmental aspects of produced waters from oil and gas extraction operations in offshore and coastal waters. *J. Petrol. Technol.* 263, 723–729.
- Krahn, M.M., Rhoads, L.D., Myers, M.S., Moore, L.K., Macleod, W.D., Malins, D.C., 1986. Associations between Metabolites of Aromatic Compounds in Bile and the Occurrence of Hepatic Lesions in English Sole (*Parophrys vetulus*) from Puget Sound, vol. 15. *Archives of Environmental Contamination and Toxicology*, Washington, pp. 61–67.

- Krapp, R.H., Bassinet, T., Berge, J., Pampanin, D.M., Camus, L., 2009. Antioxidant responses in the polar marine sea-ice amphipod *Gammarus wilkitzkii* to natural and experimentally increased UV levels. *Aquat. Toxicol.* 94, 1–7.
- Krause, K.E., Dinh, K.V., Nielsen, T.G., 2017. Increased tolerance to oil exposure by the cosmopolitan marine copepod *Acartia tonsa*. *Sci. Total Environ.* 607, 87–94.
- Kutti, T., Bannister, R.J., Fossa, J.H., 2013. Community structure and ecological function of deep-water sponge grounds in the Trænadypet MPA-Northern Norwegian continental shelf. *Continental Shelf Res.* 69, 21–30.
- Kutti, T., Bannister, R.J., Fossa, J.H., Krogness, C.M., Tjensvoll, I., Søvik, G., 2015. Metabolic responses of the deep-water sponge *Geodia barretti* to suspended bottom sediment, simulated mine tailings and drill cuttings. *J. Exp. Mar. Biol. Ecol.* 473, 64–72.
- Laffon, B., Aldao, I., Perez-Cadahia, B., Pasaro, E., Mendez, J., 2006. First step in the evaluation of the effects of Prestige oil on the shore environment: availability, bioaccumulation and DNA damage. *Cienc. Mar.* 32, 389–399.
- Landis, W.G., Chapman, P.M., 2011. Well past time to stop using NOELs and LOELs. *Integrated Environ. Assess. Manag.* 7 (vi-viii).
- Langangen, Ø., Ohlberger, J., Stige, L.C., Durant, J.M., Ravagnan, E., Stenseth, N.C., Hjermann, D.Ø., 2017a. Cascading effects of mass mortality events in Arctic marine communities. *Global Change Biol.* 23, 283–292.
- Langangen, Ø., Olsen, E., Stige, L.C., Ohlberger, J., Yaragina, N.A., Vikebø, F.B., Bogstad, B., Stenseth, N.C., Hjermann, D.Ø., 2017b. The effects of oil spills on marine fish: implications of spatial variation in natural mortality. *Mar. Pollut. Bull.* 119, 102–109.
- Larsson, A.I., Järnegen, J., Strömberg, S.M., Dahl, M.P., Lundälv, T., Brooke, S., 2014. Embryogenesis and larval biology of the cold-water coral *Lophelia pertusa*. *PLoS One* 9.
- Laurel, B.J., Copeman, L.A., Iseri, P., Spencer, M.L., Hutchinson, G., Nordtug, T., Donald, C.E., Meier, S., Allan, S.E., Boyd, D.T., Ylitalo, G.M., Cameron, J.R., French, B.L., Linbo, T.L., Scholz, N.L., Incardona, J.P., 2019. Embryonic crude oil exposure impairs growth and lipid allocation in a keystone arctic forage fish. *iScience* 19, 1101–1113.
- Lee, K., Neff, J., 2011. *Produced Water: Environmental Risk and Advances in Mitigation Technologies*. Springer, New York, USA.
- Lee, K., Azetsu-Scott, K., Cobanli, S., Dalziel, J., Niven, S., Wohlgeschaffen, G., Yeats, P., 2005. Overview of potential impacts from produced water discharges in Atlantic Canada. In: Armsworthy, S., Cranford, P., Lee, K. (Eds.), *Offshore Oil and Gas Environmental Effects Monitoring*. Battelle Press, Richland, pp. 319–342.
- Lele, S.R., Allen, K.L., 2006. On using expert opinion in ecological analyses: a frequentist approach. *Environmetrics* 17, 683–704.
- Letcher, R.J., Bustnes, J.O., Dietz, R., Jenssen, B.M., Jørgensen, E.H., Sonne, C., Verreault, J., Vijayan, M.M., Gabrielsen, G.W., 2010. Exposure and effects assessment of persistent organohalogen contaminants in arctic wildlife and fish. *Sci. Total Environ.* 408, 2995–3043.
- Leys, S.P., Kahn, A.S., Fang, J.K.H., Kutti, T., Bannister, R.J., 2018. Phagocytosis of microbial symbionts balances the carbon and nitrogen budget for the deep-water boreal sponge *Geodia barretti*. *Limnol. Oceanogr.* 63, 187–202.
- Lie, K.K., Meier, S., Olsvik, P.A., 2009. Effects of environmental relevant doses of pollutants from offshore oil production on Atlantic cod (*Gadus morhua*). *Comparative Biochemistry and Physiology C-Toxicology & Pharmacology* 150, 141–149.
- Lie, K.K., Meier, S., Sørhus, E., Edvardsen, R.B., Karlsen, Ø., Olsvik, P.A., 2019. Offshore crude oil disrupts retinoid signaling and eye development in larval Atlantic haddock. *Frontiers in Marine Science* 6, 14.
- Lind, S., Ingvaldsen, R.B., Furevik, T., 2018. Arctic warming hotspot in the northern Barents Sea linked to declining sea-ice import. *Nat. Clim. Change* 8, 634–639.
- Liu, B., Chen, B., Zhang, B.Y., Jing, L., Zhang, H., Lee, K., 2016. Photocatalytic degradation of polycyclic aromatic hydrocarbons in offshore produced water: effects of water matrix. *J. Environ. Eng.* 142.
- Lofthus, S., Almas, I.K., Evans, P., Pelz, O., Brakstad, O.G., 2016. Biotransformation of potentially persistent alkylphenols in natural seawater. *Chemosphere* 156, 191–194.
- Lofthus, S., Almås, I.K., Evans, P., Pelz, O., Brakstad, O.G., 2018a. Biodegradation in seawater of PAH and alkylphenols from produced water of a North Sea platform. *Chemosphere* 206, 465–473.
- Lofthus, S., Netzer, R., Lewin, A.S., Heggeset, T.M.B., Haugen, T., Brakstad, O.G., 2018b. Biodegradation of n-alkanes on oil-seawater interfaces at different temperatures and microbial communities associated with the degradation. *Biodegradation* 29, 141–157.
- Løkkeborg, S., Humborstad, O., Jørgensen, T., Soldal, A., 2002a. Spatio-temporal variations in gillnet catch rates in the vicinity of North Sea platforms. *ICES (Int. Counc. Explor. Sea) J. Mar. Sci.* 59, 294–299.
- Løkkeborg, S., Humborstad, O.B., Jørgensen, T., Soldal, A.V., 2002b. Spatio-temporal variations in gillnet catch rates in the vicinity of North Sea oil platforms. *ICES J. Mar. Sci.* 59, S294–S299.
- Lowe, D., Pipe, R., 1987. Mortality and quantitative aspects of storage cell utilization in mussels, *Mytilus edulis*, following exposure to diesel oil hydrocarbons. *Mar. Environ. Res.* 22, 243–251.
- Lucarelli, F., Authier, L., Bagni, G., Marrazza, G., Baussant, T., Aas, E., Mascini, M., 2003. DNA biosensor investigations in fish bile for use as a biomonitoring tool. *Anal. Lett.* 36, 1887–1901.
- Mæland, M., Bjørnstad, A., Larsen, B.K., Meier, S., Andersen, O.K., 2008. Proteome expression signatures (PES) in Atlantic cod (*Gadus morhua*) as a diagnostic tool to evaluate the environmental impacts of produced water discharges. *Mar. Environ. Res.* 66, 223.
- Marthinsen, I., Sørgård, T., 2002. Zero discharge philosophy: a joint project between Norwegian authorities and industry Norwegian Pollution Control Authority (SFT). In: Richardson (Ed.), *The SPE International Conference on Health, Safety and Environment in Oil and Gas Exploration and Production*. Society of Petroleum Engineers, Kuala Lumpur, Malaysia.
- Martin, C.W., 2017. Avoidance of oil contaminated sediments by estuarine fishes. *Mar. Ecol. Prog. Ser.* 576, 125–134.
- Martins, C., Dreij, K., Costa, P.M., 2019. The state-of-the art of environmental toxicogenomics: challenges and perspectives of "omics" approaches directed to toxicant mixtures. *Int. J. Environ. Res. Publ. Health* 16.
- McDonald, S.J., Kennicutt II, M.C., Liu, H., Safe, S.H., 1995. Assessing aromatic hydrocarbon exposure in Antarctic fish captured near Palmer and McMurdo stations, Antarctica. *Arch. Environ. Contam. Toxicol.* 29, 232–240.
- McFarlin, K., Brakstad, O.G., Brønner, U., 2018. EXT4-T3-D1 - Biodegradation of Naturally Occurring Substances in Produced Water: Revision of Data for the DREAM Model. SINTEF, Trondheim, Norway, p. 28.
- Meador, J.P., Nahrgang, J., 2019. Characterizing crude oil toxicity to early-life stage fish based on a complex mixture: are we making unsupported assumptions? *Environ. Sci. Technol.* 53, 11080–11092.
- Meier, S., Karlsen, Ø., Le Goff, J., Sørensen, S., Sørhus, E., Pampanin, D.M., Donald, C.E., Fjelldal, P.G., Dunaevskaya, E., Romano, M., Caliani, I., Casini, S., Bøgevik, A.S., Olsvik, P.A., Myers, M., Grøsvik, B.E., accepted. DNA damage and health effects in juvenile haddock (*Melanogrammus aeglefinus*) exposed to PAHs associated with oil-polluted sediment or produced water. *PLoS One*.
- Meier, S., Klungsoyr, J., Boitsov, S., Eide, T., Svardal, A., 2005. Gas chromatography-mass spectrometry analysis of alkylphenols in cod (*Gadus morhua*) tissues as pentafluorobenzoate derivatives. *J. Chromatogr. A* 1062, 255–268.
- Meier, S., Andersen, T.C., Lind-Larsen, K., Svardal, A., Holmsen, H., 2007a. Effects of alkylphenols on glycerophospholipids and cholesterol in liver and brain from female Atlantic cod (*Gadus morhua*). *Comparative Biochemistry and Physiology C-Toxicology & Pharmacology* 145, 420–430.
- Meier, S., Andersen, T.E., Norberg, B., Thorsen, A., Taranger, G.L., Kjesbu, O.S., Dale, R., Morton, H.C., Klungsoyr, J., Svardal, A., 2007b. Effects of alkylphenols on the reproductive system of Atlantic cod (*Gadus morhua*). *Aquat. Toxicol.* 81, 207–218.
- Meier, S., Morton, H.C., Misund, O.A., 2008. Does the discharge of alkylphenols in produced water cause oestrogenic endocrine disruption among fish in the North Sea? *Exploration & Production: Oil and Gas Review* 6, 64–67.
- Meier, S., Morton, H.C., Nyhammer, G., Grøsvik, B.E., Makhotin, V., Geffen, A., Boitsov, S., Kvestad, K.A., Bohne-Kjersem, A., Goksoyr, A., Folkvord, A., Klungsoyr, J., Svardal, A., 2010. Development of Atlantic cod (*Gadus morhua*) exposed to produced water during early life stages. Effects on embryos, larvae, and juvenile fish. *Mar. Environ. Res.* 70, 383–394.
- Meier, S., Morton, H.C., Andersson, E., Geffen, A.J., Taranger, G.L., Larsen, M., Petersen, M., Djurhuus, R., Klungsoyr, J., Svardal, A., 2011. Low-dose exposure to alkylphenols adversely affects the sexual development of Atlantic cod (*Gadus morhua*): acceleration of the onset of puberty and delayed seasonal gonad development in mature female cod. *Aquat. Toxicol.* 105, 136–150.
- Melbye, A.G., Brakstad, O.G., Hokstad, J.N., Gregersen, I.K., Hansen, B.H., Booth, A.M., Rowland, S.J., Tollefsen, K.E., 2009. Chemical and toxicological characterization of an unresolved complex mixture-rich biodegraded crude oil. *Environ. Toxicol. Chem.* 28, 1815–1824.
- Middleditch, B.S., 1984. Ecological effects of produced water effluents from offshore oil and gas production platforms. *Ocean Manag.* 9, 191–316.
- Miles-Richardson, S.R., Pierens, S.L., Nichols, K.M., Kramer, V.J., Snyder, E.M., Snyder, S.A., Rander, J.A., Fitzgerald, S.D., Giesy, J.P., 1999. Effects of waterborne exposure to 4-nonylphenol and nonylphenol ethoxylate on secondary sex characteristics and gonads of fathead minnows (*Pimephales promelas*). *Environ. Res.* 80, S122–S137.
- Miljeteig, C., Olsen, A.J., Nordtug, T., Altin, D., Jenssen, B.M., 2013. Sublethal exposure to crude oil enhances positive phototaxis in the calanoid copepod *Calanus finmarchicus*. *Environ. Sci. Technol.* 47, 14426–14433.
- Miljeteig, C., Olsen, A.J., Barnes, A.S., Altin, D., Nordtug, T., Alver, M.O., Speed, J.D.M., Jenssen, B.M., 2014. Sex and life stage dependent phototactic response of the marine copepod *Calanus finmarchicus* (Copepoda: calanoida). *J. Exp. Mar. Biol. Ecol.* 451, 16–24.
- Miljødirektoratet, 2020. Guidelines for Environmental Monitoring of Petroleum Activities on the Norwegian Continental Shelf. Miljødirektoratet, p. 70.
- Mjøs, S.A., Meier, S., Boitsov, S., 2006. Alkylphenol retention indices. *J. Chromatogr. A* 1123, 98–105.
- Møller, E.F., Nielsen, T.G., 2019. Borealization of Arctic zooplankton-smaller and less fat zooplankton species in Disko Bay, Western Greenland. *Limnol. Oceanogr.* 14.
- Moodley, L., Arnberg, M., Dunaevskaya, E., Seear, P., Bærheim, L., Nilsen, M., Ramanand, S.S., Øysæd, K.B., Westerlund, S., Jonsson, G., Tarling, G.A., Bechmann, R.K., 2018. Effects of low crude oil chronic exposure on the northern krill (*Meganyctiphanes norvegica*). *J. Exp. Mar. Biol. Ecol.* 500, 120–131.
- Myers, M.S., Landahl, J.T., Krahn, M.M., McCain, B.B., 1991. Relationships between hepatic neoplasms and related lesions and exposure to toxic-chemicals in marine fish from the united-states west-coast. *Environ. Health Perspect.* 90, 7–15.
- Nahrgang, J., Christiansen, J.S., Hop, H., Sva, E., Camus, L., 2008. Seasonal variability of PAH biomarkers in the polar cod (*Boreogadus saida*) with applications for oil toxicity testing. *Mar. Environ. Res.* 66, 178–179.
- Nahrgang, J., Camus, L., Gonzalez, P., Goksoyr, A., Christiansen, J.S., Hop, H., 2009. PAH biomarker responses in polar cod (*Boreogadus saida*) exposed to benzo(a)pyrene. *Aquat. Toxicol.* 94, 309–319.
- Nahrgang, J., Camus, L., Broms, F., Christiansen, J.S., Hop, H., 2010a. Seasonal baseline levels of physiological and biochemical parameters in polar cod (*Boreogadus saida*): implications for environmental monitoring. *Mar. Pollut. Bull.* 60, 1336–1345.
- Nahrgang, J., Camus, L., Carls, M.G., Gonzalez, P., Jonsson, M., Taban, I.C., Bechmann, R.K., Christiansen, J.S., Hop, H., 2010b. Biomarker responses in polar

- cod (*Boreogadus saida*) exposed to the water soluble fraction of crude oil. *Aquat. Toxicol.* 97, 234–242.
- Nahrgang, J., Camus, L., Gonzalez, P., Jönsson, M., Christiansen, J.S., Hop, H., 2010c. Biomarker responses in polar cod (*Boreogadus saida*) exposed to dietary crude oil. *Aquat. Toxicol.* 96, 77–83.
- Nahrgang, J., Jönsson, M., Camus, L., 2010d. EROD activity in liver and gills of polar cod (*Boreogadus saida*) exposed to waterborne and dietary crude oil. *Mar. Environ. Res.* 70, 120–123.
- Nahrgang, J., Brooks, S.J., Evensen, A., Camus, L., Jonsson, M., Smith, T.J., Lukina, J., Frantzen, M., Giarratano, E., Renaud, P.E., 2013. Seasonal variation in biomarkers in blue mussel (*Mytilus edulis*), Icelandic scallop (*Chlamys islandica*) and Atlantic cod (*Gadus morhua*)-Implications for environmental monitoring in the Barents Sea. *Aquat. Toxicol.* 127, 21–35.
- Nahrgang, J., Dubourg, P., Frantzen, M., Storch, D., Dahlke, F., Meador, J.P., 2016. Early life stages of an arctic keystone species (*Boreogadus saida*) show high sensitivity to a water-soluble fraction of crude oil. *Environ. Pollut.* 218, 605–614.
- Nahrgang, J., Bender, M.L., Meier, S., Nechev, J., Berge, J., Frantzen, M., 2019. Growth and metabolism of adult polar cod (*Boreogadus saida*) in response to dietary crude oil. *Ecotoxicol. Environ. Saf.* 180, 53–62.
- Namiesnik, J., Zabiegala, B., Kot-Wasik, A., Partyka, M., Wasik, A., 2005. Passive sampling and/or extraction techniques in environmental analysis: a review. *Anal. Bioanal. Chem.* 381, 279–301.
- Neff, J.M., 2002. Bioaccumulation in Marine Organisms. Effect of Contaminants from Oil Well Produced Water, 2002, first ed. Elsevier Science, Massachusetts, USA.
- Neff, J., Burns, W., 1996. Estimation of polycyclic aromatic hydrocarbon concentrations in the water column based on tissue residues in mussels and salmon: an equilibrium partitioning approach. *Environ. Toxicol. Chem.* 15, 2240–2253.
- Neff, J.M., Sauer, T.C., Maciolek, N., 1992. Composition, fate and effects of produced water discharges to nearshore marine waters. In: Ray, J.P., Engelhardt, F.R. (Eds.), *Produced Water: Technological/Environmental Issues and Solutions*. Plenum Press, New York, pp. 371–385.
- Neff, J.M., Johnsen, S., Frost, T.K., Utvik, T.I.R., Durell, G.S., 2006. Oil well produced water discharges to the North Sea. Part II: comparison of deployed mussels (*Mytilus edulis*) and the DREAM model to predict ecological risk. *Mar. Environ. Res.* 62, 224–246.
- Neff, J., Lee, K., DeBlois, E.M., 2011. Produced water: overview of composition, fates, and effects. In: Lee, K., Neff, J. (Eds.), *Produced Water: Environmental Risks and Advances in Mitigation Technologies*. Springer, New York, USA, pp. 3–54.
- Nepstad, R., Hansen, B.H., Skancke, J., (in press). North Sea produced water PAH exposure and uptake in early life stages of Atlantic cod, *Mar. Environ. Res.*
- Nepstad, R., Stordal, I.F., Bronner, U., Nordtug, T., Hansen, B.H., 2015. Modeling filtration of dispersed crude oil droplets by the copepod *Calanus finmarchicus*. *Mar. Environ. Res.* 105, 1–7.
- Nepstad, R., Davies, E., Altin, D., Nordtug, T., Hansen, B.H., 2017. Automatic determination of heart rates from microscopy videos of early life stages of fish. *J. Toxicol. Environ. Health A* 80, 932–940.
- Nilsen, I., Johnsen, S., Utvik, T.R., 2006. Water Column Monitoring Summary Report 2005. OLF The Norwegian Oil Industry Association, Stavanger & Oslo, Norway, p. 25.
- Nilsen, M.M., Meier, S., Andersen, O.K., Hjelle, A., 2011a. SELDI-TOF MS analysis of alkylphenol exposed Atlantic cod with phenotypic variation in gonadosomatic index. *Mar. Pollut. Bull.* 62, 2507–2511.
- Nilsen, M.M., Meier, S., Larsen, B.K., Andersen, O.K., Hjelle, A., 2011b. An estrogen-responsive plasma protein expression signature in Atlantic cod (*Gadus morhua*) revealed by SELDI-TOF MS. *Ecotoxicol. Environ. Saf.* 74, 2175–2181.
- Nilsen, M.M., Uleberg, K.E., Janssen, E.A.M., Baak, J.P.A., Andersen, O.K., Hjelle, A., 2011c. From SELDI-TOF MS to protein identification by on-chip elution. *Journal of Proteomics* 74, 2995–2998.
- Nimrod, A.C., Benson, W.H., 1996. Environmental estrogenic effects of alkylphenol ethoxylates. *Crit. Rev. Toxicol.* 26, 335–364.
- Niu, H., Lee, K., Robinson, B., Cobanli, S., Li, P., 2016. Monitoring and modeling the dispersion of produced water on the Scotian Shelf. *Environ Syst Res* 5, 15.
- Nordtug, T., Olsen, A.J., Altin, D., Overrein, I., Storøy, W., Hansen, B.H., De Laender, F., 2011. Oil droplets do not affect assimilation and survival probability of first feeding larvae of North-East Arctic cod. *Sci. Total Environ.* 412, 148–153.
- Nordtug, T., Olsen, A.J., Salaberria, I., Øverjordet, I.B., Altin, D., Stordal, I.F., Hansen, B.H., 2015. Oil droplet ingestion and oil fouling in the copepod *Calanus finmarchicus* exposed to mechanically and chemically dispersed crude oil. *Environ. Toxicol. Chem.* 34, 1899–1906.
- Obata, T., Kubota, S., 2000. Formation of hydroxy radicals by environmental estrogen-like chemicals in rat striatum. *Neurosci. Lett.* 296, 41–44.
- Okai, Y., Higashi-Okai, K., Machida, K., Nakamura, H., Nakayama, K., Fujita, K., Tanaka, T., Otani, S., Taniguchi, M., 2000. Protective effect of antioxidants against para-nonylphenol-induced inhibition of cell growth in *Saccharomyces cerevisiae*. *FEMS Microbiol. Lett.* 185, 65–70.
- OLF, 2011. Environmental Report 2011. The Environment Cooperation of the Oil and Gas Industry - Facts and Trends. Norwegian Oil Industry Association, Norwegian, p. 60.
- Olsen, G.H., Carroll, J., Sva, E., Camus, L., 2008. Cellular energy allocation in the Arctic sea ice amphipod *Gammarus wilkitzkii* exposed to the water soluble fractions of oil. *Mar. Environ. Res.* 66, 215–216.
- Olsen, G.H., Smit, M.G.D., Carroll, J., Jaeger, I., Smith, T., Camus, L., 2011. Arctic versus temperate comparison of risk assessment metrics for 2-methyl-naphthalene. *Mar. Environ. Res.* 72, 179–187.
- Olsen, A.J., Nordtug, T., Altin, D., Lervik, M., Hansen, B.H., 2013a. Effects of dispersed oil on reproduction in the cold water copepod *Calanus finmarchicus* (Gunnerus). *Environ. Toxicol. Chem.* 32, 2045–2055.
- Olsen, G.H., Klok, C., Hendriks, A.J., Geraudie, P., De Hoop, L., De Laender, F., Farnen, E., Grøsvik, B.E., Hansen, B.H., Hjorth, M., Jansen, C.R., Nordtug, T., Ravagnan, E., Viaene, K., Carroll, J., 2013b. Toxicity data for modeling impacts of oil components in an Arctic ecosystem. *Mar. Environ. Res.* 90, 9–17.
- Olsen, E., Hansen, C., Nilsen, I., Perryman, H., Vikebø, F., 2019. Ecological effects and ecosystem shifts caused by mass mortality events on early life stages of fish. *Frontiers in Marine Science* 6, 13.
- Olsvik, P.A., Lie, K.K., Stavrum, A.K., Meier, S., 2007. Gene-expression profiling in gill and liver of zebrafish exposed to produced water. *Int. J. Environ. Anal. Chem.* 87, 195–210.
- Olsvik, P.A., Nordtug, T., Altin, D., Lie, K.K., Overrein, I., Hansen, B.H., 2010. Transcriptional effects on glutathione S-transferases in first feeding Atlantic cod (*Gadus morhua*) larvae exposed to crude oil. *Chemosphere* 79, 905–913.
- Olsvik, P.A., Brattås, M., Lie, K.K., Goksoyr, A., 2011a. Transcriptional responses in juvenile Atlantic cod (*Gadus morhua*) after exposure to mercury-contaminated sediments obtained near the wreck of the German WW2 submarine U-864, and from Bergen Harbor, Western Norway. *Chemosphere* 83, 552–563.
- Olsvik, P.A., Hansen, B.H., Nordtug, T., Moren, M., Nolen, E., Lie, K.K., 2011b. Transcriptional evidence for low contribution of oil droplets to acute toxicity from dispersed oil in first feeding Atlantic cod (*Gadus morhua*) larvae. *Comparative Biochemistry and Physiology C-Toxicology & Pharmacology* 154, 333–345.
- Olsvik, P.A., Waagbø, R., Pedersen, S.A., Meier, S., 2011c. Transcriptional effects of dietary exposure of oil-contaminated *Calanus finmarchicus* in Atlantic herring (*Clupea harengus*). *J. Toxicol. Environ. Health A* 74, 508–528.
- Olsvik, P.A., Berntssen, M.H.G., Hylland, K., Eriksen, D.O., Nolen, E., 2012a. Low impact of exposure to environmentally relevant doses of Ra-226 in Atlantic cod (*Gadus morhua*) embryonic cells. *J. Environ. Radioact.* 109, 84–93.
- Olsvik, P.A., Lie, K.K., Nordtug, T., Hansen, B.H., 2012b. Is chemically dispersed oil more toxic to Atlantic cod (*Gadus morhua*) larvae than mechanically dispersed oil? A transcriptional evaluation. *BMC Genom.* 13.
- OSPAR, 2012. OSPAR guidelines in support of recommendation. In: OSPAR (Ed.), 2012/5 for a Risk-Based Approach to the Management of Produced Water Discharges from Offshore Installations, p. 21.
- OSPAR, 2019. Discharges, Spills and Emissions from Offshore Oil and Gas Installations in 2017. Oslo-Paris Commission, London, UK, p. 66.
- Ottersen, G., Bogstad, B., Yaragina, N.A., Stige, L.C., Vikebø, F.B., Dalpadado, P., 2014. A review of early life history dynamics of Barents Sea cod (*Gadus morhua*). *ICES (Int. Counc. Explor. Sea) J. Mar. Sci.* 71, 2064–2087.
- Øverjordet, I.B., Nepstad, R., Hansen, B.H., Jager, T., Farkas, J., Altin, D., Brønner, U., Nordtug, T., 2018. Toxicokinetics of crude oil components in Arctic copepods. *Environ. Sci. Technol.* 52, 9899–9907.
- Pampanin, D.M., Brooks, S.J., Grøsvik, B.E., Le Goff, J., Meier, S., Sydes, M.O., 2017. DNA adducts in marine fish as biological marker of genotoxicity in environmental monitoring: the way forward. *Mar. Environ. Res.* 125, 49–62.
- Pampanin, D.M., Brooks, S., Grøsvik, B.E., Sanni, S., 2019. Water Column Monitoring 2017 - Environmental Monitoring of Petroleum Activities on the Norwegian Continental Shelf 2017. NORCE, Stavanger, Norway, p. 92.
- Parkerton, T.F., Bok, M., Ireland, A.W., Prosser, C.M., 2018. An evaluation of cumulative risks from offshore produced water discharges in the Bass Strait. *Mar. Pollut. Bull.* 126, 610–621.
- Paulovich, A.G., Whiteaker, J.R., Hoofnagle, A.N., Wang, P., 2008. The interface between biomarker discovery and clinical validation: the tar pit of the protein biomarker pipeline. *Proteomics Clin. Appl.* 2, 1386–1402.
- Pedersen, R., Hill, E., 2002. Tissue distribution and depuration of 4-tert-octylphenol residues in the cyprinid fish, *Scardinius erythrophthalmus*. *Environ. Sci. Technol.* 36, 3275–3283.
- Perez-Casanova, J.C., Hamoutene, D., Samuelson, S., Burt, K., King, T.L., Lee, K., 2010. The immune response of juvenile Atlantic cod (*Gadus morhua* L.) to chronic exposure to produced water. *Mar. Environ. Res.* 70, 26–34.
- Perez-Casanova, J.C., Hamoutene, D., Hobbs, K., Lee, K., 2012. Effects of chronic exposure to the aqueous fraction of produced water on growth, detoxification and immune factors of Atlantic cod. *Ecotoxicol. Environ. Saf.* 86, 239–249.
- Petersen, K., Tollefsen, K.E., 2011. Assessing combined toxicity of estrogen receptor agonists in a primary culture of rainbow trout (*Oncorhynchus mykiss*) hepatocytes. *Aquat. Toxicol.* 101, 186–195.
- Petersen, K., Tollefsen, K.E., 2012. Combined effects of oestrogen receptor antagonists on *in vitro* vitellogenesis. *Aquat. Toxicol.* 112, 46–53.
- Petersen, K., Fetter, E., Kah, O., Brion, F., Scholz, S., Tollefsen, K.E., 2013. Transgenic (cyp19a1b-GFP) zebrafish embryos as a tool for assessing combined effects of oestrogenic chemicals. *Aquat. Toxicol.* 138–139, 88–97.
- Petersen, K., Heiaas, H.H., Tollefsen, K.E., 2014. Combined effects of pharmaceuticals, personal care products, biocides and organic contaminants on the growth of *Skeletonema pseudocostatum*. *Aquat. Toxicol.* 150, 45–54.
- Petersen, K., Hultman, M.T., Bytingsvik, J., Harju, M., Evensen, A., Tollefsen, K.E., 2017a. Characterizing cytotoxic and estrogenic activity of Arctic char tissue extracts in primary Arctic char hepatocytes. *J. Toxicol. Environ. Health A* 80, 1017–1030.
- Petersen, K., Hultman, M.T., Rowland, S.J., Tollefsen, K.E., 2017b. Toxicity of organic compounds from unresolved complex mixtures (UCMS) to primary fish hepatocytes. *Aquat. Toxicol.* 190, 150–161.
- Petersen, K., Hultman, M.T., Tollefsen, K.E., 2017c. Primary hepatocytes from Arctic char (*Salvelinus alpinus*) as a relevant Arctic *in vitro* model for screening contaminants and environmental extracts. *Aquat. Toxicol.* 187, 141–152.

- Premathilake, L., Khangaonkar, T., 2019. FVCOM-plume - a three-dimensional Lagrangian outfall plume dilution and transport model for dynamic tidal environments: model development. *Mar. Pollut. Bull.* 149, 12.
- Priatna, R., Syahbandi, E., Sudewo, B., 1994. Phenol Compounds in Produced Water. Society of Petroleum Engineers, pp. 365–371.
- Radovic, J.R., Rial, D., Lyons, B.P., Harman, C., Vinas, L., Beiras, R., Readman, J.W., Thomas, K.V., Bayona, J.M., 2012. Post-incident monitoring to evaluate environmental damage from shipping incidents: chemical and biological assessments. *J. Environ. Manag.* 109, 136–153.
- Reed, M., Hetland, B., 2002. DREAM: a dose-related exposure assessment model technical description of physical-chemical fates components, 73856. S. In: SPE International Conf. On Health, Safety and Environment in Oil and Gas Exploration and Production. SPE, Kuala Lumpur, pp. 20–22. Malaysia, March 2002.
- Reed, M., Rye, H., 2011. The DREAM model and the environmental impact factor: decision support for environmental risk management. In: Lee, K., Neff, J. (Eds.), *Produced Water - Environmental Risks and Advances in Mitigation Technologies*. Springer, New York, p. 189e203.
- Reed, M., Rye, H., Johansen, Ø., Johnsen, S., Frost, T., Hjelmsvold, M., Salte, K., Johnsen, H., Karman, C., Smit, M., Giacca, D., Bufagni, M., Gaudebert, B., Durrieu, J., Utvik, T., Follum, O.-A., Gundersen, J., Sanni, S., Skadsheim, A., Beckman, R., Bausant, T., 2001. DREAM: a dose-related exposure assessment model. In: *Technical Description of Physical-Chemical Fates Components*, 5th International Marine Environmental Modelling Seminar, pp. 445–480, 2001 October 9–11, New Orleans, LA, USA.
- Richter-Brockmann, S., Achten, C., 2018. Analysis and toxicity of 59 PAH in petrogenic and pyrogenic environmental samples including dibenzopyrenes, 7H-benzo[*c*]fluorene, 5-methylchrysene and 1-methylpyrene. *Chemosphere* 200, 495–503.
- Røe, T.I., 1998. Produced Water Discharges to the North Sea: A Study of Bioavailability of Organic Produced Water Compounds to Marine Organisms, Faculty of Chemistry and Biology. The Norwegian University of Science and Technology NTNU, Trondheim, Norway, p. 67 pp + 66 individual papers.
- Røe Utvik, T.I., 1999. Chemical characterisation of produced water from four offshore oil production platforms in the North Sea. *Chemosphere* 39, 2593–2606.
- Røe Utvik, T.I., Hasle, J.R., 2002. Recent Knowledge about Produced Water Composition, and the Contribution from Different Chemicals to Risk of Harmful Environmental Effects, pp. 835–839.
- Røe Utvik, T.I., Johnsen, S., 1999. Bioavailability of polycyclic aromatic hydrocarbons in the North Sea. *Environ. Sci. Technol.* 33, 1963–1969.
- Røe Utvik, T.I., Durell, G.S., Johnsen, S., 1999. Determining produced water originating polycyclic aromatic hydrocarbons in North Sea waters: comparison of sampling techniques. *Mar. Pollut. Bull.* 38, 977–989.
- Rye, H., Reed, M., Melbye, A., Johnsen, S., 1995. Dilution Factors for Produced Water Releases, 6th International Symposium Oil Field Chemicals. Norske Sivilingeniørers Forening (NIF), Geilo, Norway, p. 25.
- Rye, H., Reed, M., Ekrol, N., 1998a. Sensitivity analysis and simulation of dispersed oil concentrations in the North Sea with the PROVANN model. *Environ. Model. Software* 13, 421–429.
- Rye, H., Reed, M., Ekrol, N., Johnsen, S., Frost, T.K., 1998b. Accumulated Concentration Fields in the North Sea for Different Toxic Compounds in Produced Water (SPE 46621), SPE International Conf. On Health, Safety & Environment in Oil and Gas Exploration and Production. SPE, Caracas, Venezuela, 7–10 June 1998.
- Rye, H., Brønner, U., Ditlevsen, M.K., Frost, T.K., Furuholt, E., Kjeilen-Eilertsen, G., Nepstad, R., Page, P., Paulsen, J.E., Ramos, R., Rønningen, P., Sorstrøm, S.E., 2014. Use of the DREAM Model for Control and Prediction of Concentrations and Environmental Risks Associated with Regular Discharges to Sea: Experiences and Challenges, SPE Annual Technical Conference and Exhibition, vols. 27–29, pp. 2510–2521. October, 2014, Amsterdam, The Netherlands.
- Salaberria, I., Brakstad, O.G., Olsen, A.J., Nordtug, T., Hansen, B.H., 2014. Endocrine and AhR-CYP1A pathway responses to the water-soluble fraction of oil in zebrafish (*Danio rerio Hamilton*). *J. Toxicol. Environ. Health A* 77, 506–515.
- Samanipour, S., Langford, K., Reid, M.J., Thomas, K.V., 2016. A two stage algorithm for target and suspect analysis of produced water via gas chromatography coupled with high resolution time of flight mass spectrometry. *J. Chromatogr. A* 1463, 153–161.
- Samanipour, S., Baz-Lomba, J.A., Alygizakis, N.A., Reid, M.J., Thomaidis, N.S., Thomas, K.V., 2017a. Two stage algorithm vs commonly used approaches for the suspect screening of complex environmental samples analyzed via liquid chromatography high resolution time of flight mass spectroscopy: a test study. *J. Chromatogr. A* 1501, 68–78.
- Samanipour, S., Reid, M.J., Thomas, K.V., 2017b. Statistical variable selection: an alternative prioritization strategy during the nontarget analysis of LC-HR-MS data. *Anal. Chem.* 89, 5585–5591.
- Samanipour, S., Baz-Lomba, J.A., Reid, M.J., Ciceri, E., Rowland, S., Nilsson, P., Thomas, K.V., 2018a. Assessing sample extraction efficiencies for the analysis of complex unresolved mixtures of organic pollutants: a comprehensive non-target approach. *Anal. Chim. Acta* 1025, 92–98.
- Samanipour, S., Reid, M.J., Baek, K., Thomas, K.V., 2018b. Combining a deconvolution and a universal library search algorithm for the nontarget analysis of data-independent acquisition mode liquid chromatography-high-resolution mass spectrometry results. *Environ. Sci. Technol.* 52, 4694–4701.
- Samanipour, S., Hooshyari, M., Baz-Lomba, J.A., Reid, M.J., Casale, M., Thomas, K.V., 2019. The effect of extraction methodology on the recovery and distribution of naphthenic acids of oilfield produced water. *Sci. Total Environ.* 652, 1416–1423.
- Samanipour, S., Reid, M.J., Rundberget, J.T., Frost, T.K., Thomas, K.V., 2020. Concentration and distribution of naphthenic acids in the produced water from offshore Norwegian North Sea oilfields. *Environ. Sci. Technol.* 54, 2707–2714.
- Sanni, S., Øysæd, K.B., Høivangli, V., Gaudebert, B., 1998. A continuous flow system (CPS) for chronic exposure of aquatic organisms. *Mar. Environ. Res.* 46, 97–101.
- Sanni, S., Bjørkblom, C., Jonsson, H., Godal, B.F., Liwensborg, B., Lyng, E., Pampanin, D.M., 2017a. I. biomarker quantification in fish exposed to crude oil as input to species sensitivity distributions and threshold values for environmental monitoring. *Mar. Environ. Res.* 125, 10–24.
- Sanni, S., Lyng, E., Pampanin, D.M., 2017b. III. use of biomarkers as risk indicators in environmental risk assessment of oil based discharges offshore. *Mar. Environ. Res.* 127, 1–10.
- Sanni, S., Lyng, E., Pampanin, D.M., Smit, M.G.D., 2017c. II. Species sensitivity distributions based on biomarkers and whole organism responses for integrated impact and risk assessment criteria. *Mar. Environ. Res.* 127, 11–23.
- Sauer, T.C., Costa, H.J., Brown, J.S., Ward, T.J., 1997. Toxicity identification evaluations of produced-water effluents. *Environ. Toxicol. Chem.* 16, 2020–2028.
- Scholten, M.C.T., Karman, C.C., Huwer, S., 2000. Ecotoxicological risk assessment related to chemicals and pollutants in off-shore oil production. *Toxicol. Lett.* 112, 283–288.
- Schultz, T., Holcombe, G., Phipps, G., 1986. Relationships of quantitative structure-activity to comparative toxicity of selected phenols in the *Pimephales promelas* and *Tetrahymena pyriformis* test systems. *Ecotoxicol. Environ. Saf.* 12, 146–153.
- Sikorski, A., Pavlova, L., 2018. Two new species of laonice (norgensia) (spionidae, polychaeta) from subtropical atlantic and subequatorial pacific coasts of North America. *Zootaxa* 4418, 171–178.
- Silvani, L., Riccardi, C., Eek, E., Papini, M.P., Morin, N.A.O., Cornelissen, G., Oen, A.M.P., Hale, S.E., 2017. Monitoring alkylphenols in water using the polar organic chemical integrative sampler (POCIS): determining sampling rates via the extraction of PES membranes and Oasis beads. *Chemosphere* 184, 1362–1371.
- Skadsheim, A., Sanni, S., Pinturier, L., Moltu, U., Buffagni, M., Bracco, L., 2009. Assessing and monitoring local and long-range-transported hydrocarbons as potential stressors to fish stocks. *Deep-Sea Res. Part II Top. Stud. Oceanogr.* 56, 2037–2043.
- Skottene, E., Tarrant, A.M., Olsen, A.J., Altin, D., Hansen, B.H., Choquet, M., Olsen, R.E., Jessen, B.M., 2019. A crude awakening: effects of crude oil on lipid metabolism in calanoid copepods terminating diapause. *Biol. Bull.* 237, 90–110.
- Smit, M.G.D., Holthaus, K.I.E., Tamis, J.E., Karman, C.C., 2005. From PEC/PNEC Ratio to Quantitative Risk Level Using Species Sensitivity Distributions; Methodology Applied in the Environmental Impact Factor. TNO.
- Smit, M.G.D., Frost, T.K., Johnsen, S., 2011. Achievements of risk-based produced water management on the Norwegian continental shelf, 2002–2008 Integrated Environ. Assess. Manag. 7, 668–677.
- Somerville, H.J., Bennett, D., Davenport, J.N., Holt, M.S., Lynes, A., Mahieu, A., McCourt, B., Parker, J.G., Stephenson, R.R., Watkinson, R.J., Wilkinson, T.G., 1987. Environmental effect of produced water from North Sea oil operations. *Mar. Pollut. Bull.* 18, 549–558.
- Song, Y., Salbu, B., Heier, L.S., Teien, H.C., Lind, O.C., Oughton, D., Petersen, K., Rosseland, B.O., Skipperud, L., Tollefsen, K.E., 2012. Early stress responses in Atlantic salmon (*Salmo salar*) exposed to environmentally relevant concentrations of uranium. *Aquat. Toxicol.* 112, 62–71.
- Song, Y., Salbu, B., Teien, H.C., Heier, L.S., Rosseland, B.O., Høgåsen, T., Tollefsen, K.E., 2014a. Hepatic transcriptomic profiling reveals early toxicological mechanisms of uranium in Atlantic salmon (*Salmo salar*). *BMC Genom.* 15.
- Song, Y., Salbu, B., Teien, H.C., Heier, L.S., Rosseland, B.O., Tollefsen, K.E., 2014b. Dose-dependent hepatic transcriptional responses in Atlantic salmon (*Salmo salar*) exposed to sublethal doses of gamma radiation. *Aquat. Toxicol.* 156, 52–64.
- Song, Y., Salbu, B., Teien, H.C., Evensen, O., Lind, O.C., Rosseland, B.O., Tollefsen, K.E., 2016. Hepatic transcriptional responses in Atlantic salmon (*Salmo salar*) exposed to gamma radiation and depleted uranium singly and in combination. *Sci. Total Environ.* 562, 270–279.
- Song, Y., Asselman, J., De Scharphelaere, K.A.C., Salbu, B., Tollefsen, K.E., 2018. Deciphering the combined effects of environmental stressors on gene transcription: a conceptual approach. *Environ. Sci. Technol.* 52, 5479–5489.
- Song, Y., Nahrang, J., Tollefsen, K.E., 2019. Transcriptomic analysis reveals dose-dependent modes of action of benzo(a)pyrene in polar cod (*Boreogadus saida*). *Sci. Total Environ.* 653, 176–189.
- Sørensen, L., Melbye, A.G., Booth, A.M., 2014. Oil droplet interaction with suspended sediment in the seawater column: influence of physical parameters and chemical dispersants. *Mar. Pollut. Bull.* 78, 146–152.
- Sørensen, L., Silva, M.S., Meier, S., Booth, A.M., 2015. Advances in miniaturization and increasing sensitivity in analysis of organic contaminants in marine biota samples. *Trends in Environmental Analytical Chemistry* 6–7, 39–47.
- Sørensen, L., Meier, S., Mjøs, S.A., 2016a. Application of gas chromatography/tandem mass spectrometry to determine a wide range of petrogenic alkylated polycyclic aromatic hydrocarbons in biotic samples. *Rapid Commun. Mass Spectrom.* 30, 2052–2058.
- Sørensen, L., Silva, M.S., Booth, A.M., Meier, S., 2016b. Optimization and comparison of miniaturized extraction techniques for PAHs from crude oil exposed Atlantic cod and haddock eggs. *Anal. Bioanal. Chem.* 408, 1023–1032.
- Sørensen, L., Sørhus, E., Nordtug, T., Incardona, J.P., Linbo, T.L., Giovanetti, L., Karlsen, Ø., Meier, S., 2017. Oil droplet fouling and differential toxicokinetics of polycyclic aromatic hydrocarbons in embryos of Atlantic haddock and cod. *PLoS One* 12.
- Sørensen, L., Hansen, B., Farkas, J., Donald, C., Robson, W., Tonkin, A., Meier, S., Rowland, S., 2019a. Accumulation and toxicity of monoaromatic petroleum hydrocarbons in early life stages of cod and haddock. *Environ. Pollut.* 251, 212–220.
- Sørensen, L., McCormack, P., Altin, D., Robson, W.J., Booth, A.M., Faksness, L.G., Rowland, S.J., Storseth, T.R., 2019b. Establishing a link between composition and

- toxicity of offshore produced waters using comprehensive analysis techniques - a way forward for discharge monitoring? *Sci. Total Environ.* 694, 11.
- Sørensen, L., McCormack, P., Farkas, J., Sutton, P.A., Hansen, B.H., 2020. Unravelling the Composition-Influence on Toxicity of Offshore Produced Water Using High-Resolution Gas and Liquid Chromatography Mass Spectrometry, SETAC SciCon. SETAC, 2020.
- Sørhus, E., Edvardsen, R.B., Karlsen, Ø., Nordtug, T., van der Meeren, T., Thorsen, A., Harman, C., Jentoft, S., Meier, S., 2015. Unexpected interaction with dispersed crude oil droplets drives severe toxicity in Atlantic haddock embryos. *PLoS One* 10.
- Sørhus, E., Incardona, J.P., Furmanek, T., Jentoft, S., Meier, S., Edvardsen, R.B., 2016a. Developmental transcriptomics in Atlantic haddock: illuminating pattern formation and organogenesis in non-model vertebrates. *Dev. Biol.* 411, 301–313.
- Sørhus, E., Incardona, J.P., Karlsen, Ø., Linbo, T., Sørensen, L., Nordtug, T., van der Meeren, T., Thorsen, A., Thorbjørnsen, M., Jentoft, S., Edvardsen, R.B., Meier, S., 2016b. Crude oil exposures reveal roles for intracellular calcium cycling in haddock craniofacial and cardiac development. *Sci Rep-Uk* 6.
- Sørhus, E., Incardona, J.P., Furmanek, T., Goetz, G.W., Scholz, N.L., Meier, S., Edvardsen, R.B., Jentoft, S., 2017. Novel adverse outcome pathways revealed by chemical genetics in a developing marine fish. *Elife* 6.
- Soto, A.M., Justicia, H., Wray, J.W., Sonnenschein, C., 1991. Para-nonyl-phenol - an estrogenic xenobiotic released from modified polystyrene. *Environ. Health Perspect.* 92, 167–173.
- Spitsbergen, J.M., Walker, M.K., Olson, J.R., Peterson, R.E., 1991. Pathological alterations in early life stages of lake trout, *Salvelinus namaycush*, exposed to 2,3,7,8-tetrachlorodibenzo-para-dioxin as fertilized-eggs. *Aquat. Toxicol.* 19, 41–71.
- Stagg, R.M., 1991. North Sea task force biological effects monitoring programme. *Water Sci. Technol.* 24, 87–98.
- Stagg, R.M., Addison, R.F., 1995. An inter-laboratory comparison of measurements of ethoxyresorufin O-de-ethylase activity in dab (*Limanda limanda*) liver. *Mar. Environ. Res.* 40, 93–108.
- Stagg, R.M., McIntosh, A., 1996. Hydrocarbon concentrations in the northern North Sea and effects on fish larvae. *Sci. Total Environ.* 186, 189–201.
- Stephens, S.M., Frankling, S.C., Stagg, R.M., Brown, J.A., 2000. Sub-lethal effects of exposure of juvenile turbot to oil produced water. *Mar. Pollut. Bull.* 40, 928–937.
- Stephenson, M.T., 1992. Components of produced water - a compilation of industry studies. *J. Petrol. Technol.* 44, 548-550 & 602-603.
- Stige, L.C., Ottersen, G., Hjermann, D.Ø., Dalpadado, P., Jensen, L.K., Stenseth, N.C., 2011. Environmental toxicology: population modeling of cod larvae shows high sensitivity to loss of zooplankton prey. *Mar. Pollut. Bull.* 62, 395–398.
- Stige, L.C., Ottersen, G., Yaragina, N.A., Vikebø, F.B., Stenseth, N.C., Langangen, Ø., 2018. Combined effects of fishing and oil spills on marine fish: role of stock demographic structure for offspring overlap with oil. *Mar. Pollut. Bull.* 129, 336–342.
- Stordal, I.F., Olsen, A.J., Jenssen, B.M., Netzer, R., Altin, D., Brakstad, O.G., 2015a. Biotransformation of petroleum hydrocarbons and microbial communities in seawater with oil dispersions and copepod feces. *Mar. Pollut. Bull.* 101, 686–693.
- Stordal, I.F., Olsen, A.J., Jenssen, B.M., Netzer, R., Hansen, B.H., Altin, D., Brakstad, O.G., 2015b. Concentrations of viable oil-degrading microorganisms are increased in feces from *Calanus finmarchicus* feeding in petroleum oil dispersions. *Mar. Pollut. Bull.* 98, 69–77.
- Strømgen, T., Sørstrøm, S.E., Schou, L., Kaarstad, I., Aunaas, T., Brakstad, O.G., Johansen, Ø., 1995. Acute toxic effects of produced water in relation to chemical composition and dispersion. *Mar. Environ. Res.* 40, 147–169.
- Sturve, J., Hasselberg, L., Falh, H., Celander, M., Förllin, L., 2006. Effects of North Sea oil and alkylphenols on biomarker responses in juvenile Atlantic cod (*Gadus morhua*). *Aquat. Toxicol.* 78, S73–S78.
- Sundt, R., Björkblom, C., 2011. Effects of produced water on reproductive parameters in prespawning Atlantic cod (*Gadus morhua*). *J. Toxicol. Environ. Health A* 74, 543–554.
- Sundt, R., Brooks, S., Ruus, A., Grung, M., Arab, N., Godal, B., Barsiene, J., Skarphedinsdóttir, H., 2008. Water Column Monitoring 2008. International Research Institute of Stavanger (IRIS), p. 76.
- Sundt, R.C., Baussant, T., Beyer, J., 2009a. Uptake and tissue distribution of C₄-C₇ alkylphenols in Atlantic cod (*Gadus morhua*): relevance for biomonitoring of produced water discharges from oil production. *Mar. Pollut. Bull.* 58, 72–79.
- Sundt, R.C., Meier, S., Jonsson, G., Sanni, S., Beyer, J., 2009b. Development of a laboratory exposure system using marine fish to carry out realistic effect studies with produced water discharged from offshore oil production. *Mar. Pollut. Bull.* 58, 1382–1388.
- Sundt, R.C., Pampanin, D.M., Grung, M., Barsiene, J., Ruus, A., 2011. PAH body burden and biomarker responses in mussels (*Mytilus edulis*) exposed to produced water from a North Sea oil field: laboratory and field assessments. *Mar. Pollut. Bull.* 62, 1498–1505.
- Sundt, R., Brooks, S., Grøsvik, B., Pampanin, D., Farmen, E., Harman, C., Meier, S., 2012a. Water Column Monitoring of Offshore Produced Water Discharges. Compilation of Previous Experience and Suggestions for Future Survey Design. International Research Institute of Stavanger (IRIS), Stavanger, Norway, p. 123.
- Sundt, R., Ruus, A., Jonsson, H., Skarphedinsdóttir, H., Meier, S., Grung, M., Beyer, J., Pampanin, D., 2012b. Biomarker responses in Atlantic cod (*Gadus morhua*) exposed to produced water from a North Sea oil field: laboratory and field assessments. *Mar. Pollut. Bull.* 64, 144–152.
- Sydnes, L.K., Hemmingsen, T.H., Skåre, S., Hansen, S.H., Falkpetersen, I.B., Lønning, S., Østgaard, K., 1985. Seasonal-variations in weathering and toxicity of crude-oil on seawater under Arctic conditions. *Environ. Sci. Technol.* 19, 1076–1081.
- Szczybelski, A.S., van den Heuvel-Greve, M.J., Kampen, T., Wang, C., van den Brink, N.W., Koelmans, A.A., 2016. Bioaccumulation of polycyclic aromatic hydrocarbons, polychlorinated biphenyls and hexachlorobenzene by three Arctic benthic species from Kongsfjorden (Svalbard, Norway). *Mar. Pollut. Bull.* 112, 65–74.
- Szczybelski, A.S., Diepens, N.J., van den Heuvel-Greve, M.J., van den Brink, N.W., Koelmans, A.A., 2019a. Bioaccumulation of polycyclic aromatic hydrocarbons by arctic and temperate benthic species. *Environ. Toxicol. Chem.* 38, 883–895.
- Szczybelski, A.S., van den Heuvel-Greve, M.J., Koelmans, A.A., van den Brink, N.W., 2019b. Biomarker responses and biotransformation capacity in Arctic and temperate benthic species exposed to polycyclic aromatic hydrocarbons. *Sci. Total Environ.* 662, 631–638.
- Taban, I., Bechmann, R., Torgrimsen, S., Baussant, T., Sanni, S., 2004. Detection of DNA damage in mussels and sea urchins exposed to crude oil using comet assay. *Mar. Environ. Res.* 58, 701–705.
- Tanaka, J.N., Grizzle, J.M., 2002. Effects of nonylphenol on the gonadal differentiation of the hermaphroditic fish, *Rivulus marmoratus*. *Aquat. Toxicol.* 57, 117–125.
- Terrens, G., Tait, R., 1996. Monitoring ocean concentration of aromatic hydrocarbons from produced formation water discharges to Bass Strait, Australia. In: Richardson, T. (Ed.), SPE 36033 Proceedings of the International Conference on Health, safety & environment Society of Petroleum Engineers, pp. 739–747.
- Thomas, K.V., Balaam, J., Hurst, M.R., Thain, J.E., 2004a. Bio-analytical and chemical characterisation of offshore produced water effluents for estrogen receptor (ER) agonists. *J. Environ. Monit.* 6, 593–598.
- Thomas, K.V., Balaam, J., Hurst, M.R., Thain, J.E., 2004b. Identification of *in vitro* estrogen and androgen receptor agonists in North Sea offshore produced water discharges. *Environ. Toxicol. Chem.* 23, 1156–1163.
- Thomas, R., Lindeberg, M., Harris, P., Rice, S., 2007. Induction of DNA strand breaks in the mussel (*Mytilus trossulus*) and clam (*Protothaca staminea*) following chronic field exposure to polycyclic aromatic hydrocarbons from the Exxon Valdez spill. *Mar. Pollut. Bull.* 54, 726–732.
- Thomas, K.V., Langford, K., Petersen, K., Smith, A.J., Tollefsen, K.E., 2009. Effect-directed identification of naphthenic acids as important *in vitro* xeno-estrogens and anti-androgens in North Sea offshore produced water discharges. *Environ. Sci. Technol.* 43, 8066–8071.
- Tietge, J.E., Hockett, J.R., Evans, J.M., 1997. Major ion toxicity of six produced waters to three freshwater species: application of ion toxicity models and tie procedures. *Environ. Toxicol. Chem.* 16, 2002–2008.
- Tjensvoll, I., Kutti, T., Fossa, J.H., Bannister, R.J., 2013. Rapid respiratory responses of the deep-water sponge *Geodia barretti* exposed to suspended sediments. *Aquat. Biol.* 19, 65–73.
- Tollefsen, K.E., Nilsen, A.J., 2008. Binding of alkylphenols and alkylated non-phenolics to rainbow trout (*Oncorhynchus mykiss*) hepatic estrogen receptors. *Ecotoxicol. Environ. Saf.* 69, 163–172.
- Tollefsen, K.E., Ingebrigtsen, K., Olsen, A.J., Zachariassen, K.E., Johnsen, S., 1998. Acute toxicity and toxicokinetics of 4-heptylphenol in juvenile Atlantic cod (*Gadus morhua* L.). *Environ. Toxicol. Chem.* 17, 740–746.
- Tollefsen, K.E., Finne, E.F., Romstad, R., Sandberg, C., 2006. Effluents from oil production activities contain chemicals that interfere with normal function of intra- and extra-cellular estrogen binding proteins. *Mar. Environ. Res.* 62, S191–S194.
- Tollefsen, K.E., Harman, C., Smith, A., Thomas, K.V., 2007. Estrogen receptor (ER) agonists and androgen receptor (AR) antagonists in effluents from Norwegian North Sea oil production platforms. *Mar. Pollut. Bull.* 54, 277–283.
- Tollefsen, K.E., Blikstad, C., Eikvar, S., Finne, E.F., Gregersen, I.K., 2008a. Cytotoxicity of alkylphenols and alkylated non-phenolics in a primary culture of rainbow trout (*Oncorhynchus mykiss*) hepatocytes. *Ecotoxicol. Environ. Saf.* 69, 64–73.
- Tollefsen, K.E., Elkvar, S., Finne, E.F., Fogelberg, O., Gregersen, I.K., 2008b. Estrogenicity of alkylphenols and alkylated non-phenolics in a rainbow trout (*Oncorhynchus mykiss*) primary hepatocyte culture. *Ecotoxicol. Environ. Saf.* 71, 370–383.
- Tollefsen, K.E., Sundt, R.C., Beyer, J., Meier, S., Hylland, K., 2011. Endocrine modulation in Atlantic cod (*Gadus morhua* L.) exposed to alkylphenols, polyaromatic hydrocarbons, produced water, and dispersed oil. *J. Toxicol. Environ. Health Part A - Current Issues* 74, 529–542.
- Tollefsen, K.E., Petersen, K., Rowland, S.J., 2012. Toxicity of synthetic naphthenic acids and mixtures of these to fish liver cells. *Environ. Sci. Technol.* 46, 5143–5150.
- Tollefsen, K.E., Scholz, S., Cronin, M.T., Edwards, S.W., de Knecht, J., Crofton, K., Garcia-Reyero, N., Hartung, T., Worth, A., Patlewicz, G., 2014. Applying adverse outcome pathways (AOPs) to support integrated approaches to testing and assessment (IATA). *Regul. Toxicol. Pharmacol.* 70, 629–640.
- Tollefsen, K.E., Song, Y., Høgasen, T., Øverjordet, I.B., Altin, D., Hansen, B.H., 2017. Mortality and transcriptional effects of inorganic mercury in the marine copepod *Calanus finmarchicus*. *J. Toxicol. Environ. Health A* 80, 845–861.
- Tørensen, O.K., Briec, M.S.O., Solbakken, M.H., Sørhus, E., Nederbragt, A.J., Jakobsen, K.S., Meier, S., Edvardsen, R.B., Jentoft, S., 2018. Genomic architecture of haddock (*Melanogrammus aeglefinus*) shows expansions of innate immune genes and short tandem repeats. *BMC Genom.* 19.
- Torvanger, I., Metz, J.R., Olsvik, P.A., Softeland, L., Lie, K.K., 2018. Benzo(a)pyrene reduces osteoclast and osteoblast activity in ex-vivo scales of zebrafish (*Danio rerio* Hamilton-Buchanan, 1822) and goldfish (*Carassius auratus* Linnaeus, 1758). *J. Appl. Ichthyol.* 34, 431–439.
- Toxværd, K., Van Dinh, K., Henriksen, O., Hjorth, M., Nielsen, T.G., 2018. Impact of pyrene exposure during overwintering of the Arctic copepod *Calanus glacialis*. *Environ. Sci. Technol.* 52, 10328–10336.
- van der Oost, R., Beyer, J., Vermeulen, N.P.E., 2003. Fish bioaccumulation and biomarkers in environmental risk assessment: a review. *Environ. Toxicol. Pharmacol.* 13, 57–149.

- Vieweg, I., Benedetti, M., Lanzoni, I., Regoli, F., Nahrgang, J., 2017. Antioxidant defenses in polar cod (*Boreogadus saida*) and responsiveness toward dietary crude oil exposure. *Mar. Environ. Res.* 130, 48–59.
- Vieweg, I., Bilbao, E., Meador, J.P., Cancio, I., Bender, M.L., Cajaraville, M.P., Nahrgang, J., 2018. Effects of dietary crude oil exposure on molecular and physiological parameters related to lipid homeostasis in polar cod (*Boreogadus saida*). *Comp. Biochem. Physiol. C Toxicol. Pharmacol.* 206–207, 54–64.
- Vik, E.A., Bakke, S., Bansal, K.M., 1998. Partitioning of chemicals - important factors in exposure assessment of offshore discharges. *Environ. Model. Software* 13, 529–537.
- Vikebø, F.B., Rønningen, P., Lien, V.S., Meier, S., Reed, M., Ådlandsvik, B., Kristiansen, T., 2014. Spatio-temporal overlap of oil spills and early life stages of fish. *ICES J. Mar. Sci.* 71, 970–981.
- Vikebø, F.B., Rønningen, P., Meier, S., Grosvik, B.E., Lien, V.S., 2015. Dispersants have limited effects on exposure rates of oil spills on fish eggs and larvae in shelf seas. *Environ. Sci. Technol.* 49, 6061–6069.
- Walker, M.K., Spitsbergen, J.M., Olson, J.R., Peterson, R.E., 1991. 2,3,7,8-tetrachlorodibenzo-para-dioxin (TCDD) toxicity during early life stage development of lake trout (*Salvelinus namaycush*). *Can. J. Fish. Aquat. Sci.* 48, 875–883.
- Wassmann, P., Duarte, C.M., Agusti, S., Sejr, M.K., 2011. Footprints of climate change in the Arctic marine ecosystem. *Global Change Biol.* 17, 1235–1249.
- Weber, L.P., Kiparissis, Y., Hwang, G.S., Niimi, A.J., Janz, D.M., Metcalfe, C.D., 2002. Increased cellular apoptosis after chronic aqueous exposure to nonylphenol and quercetin in adult medaka (*Oryzias latipes*). *Comparative Biochemistry and Physiology C-Toxicology & Pharmacology* 131, 51–59.
- Weber, L.P., Hill, R.L., Janz, D.M., 2003. Developmental estrogenic exposure in zebrafish (*Danio rerio*): II. Histological evaluation of gametogenesis and organ toxicity. *Aquat. Toxicol.* 63, 431–446.
- Wells, P., 2005. Foreword. In: Armsworthy, S., Cranford, P., Lee, K. (Eds.), *Offshore Oil and Gas Environmental Effects Monitoring*. Batelle Press, Richland, WA, USA, pp. xi–xiv.
- White, R., Jobling, S., Hoare, S.A., Sumpster, J.P., Parker, M.G., 1994a. Environmentally persistent alkylphenolic compounds are estrogenic. *Endocrinology* 135, 175–182.
- White, R.D., Hahn, M.E., Lockhart, W.L., Stegeman, J.J., 1994b. Catalytic and immunochemical characterization of hepatic microsomal cytochromes P450 in beluga whale (*Delphinapterus leucas*). *Toxicol. Appl. Pharmacol.* 126, 45–57.
- Widdows, J., Donkin, P., Evans, S., 1987. Physiological response of *Mytilus edulis* during chronic oil exposure and recovery. *Mar. Environ. Res.* 23, 15–32.
- Wlodarska-Kowalczyk, M., Renaud, P.E., Weslawski, J.M., Cochrane, S.K.J., Denisenko, S.G., 2012. Species diversity, functional complexity and rarity in Arctic fjordic versus open shelf benthic systems. *Mar. Ecol. Prog. Ser.* 463, 73–87.
- Zetsche, E.M., Baussant, T., Meysman, F.J.R., Van Oevelen, D., 2016. Direct visualization of mucus production by the cold-water coral *Lophelia pertusa* with digital holographic microscopy. *PLoS One* 11.
- Zheng, J.S., Chen, B., Thanyamanta, W., Hawboldt, K., Zhang, B.Y., Liu, B., 2016. Offshore produced water management: a review of current practice and challenges in harsh/Arctic environments. *Mar. Pollut. Bull.* 104, 7–19.