



Cite this: *React. Chem. Eng.*, 2022, 7, 1650

An environmentally benign and high-rate Appel type reaction†

Nicolas Mattias Del Rio Fuenzalida,^{iD} Eirin Alme,^{iD} Frida Johanne Lundevall^{iD} and Hans-René Bjørsvik^{iD}*
*Corresponding author

A high rate, selective, and productive Appel type reaction was developed. The method allows for *ipso*-substitution of the alcoholic hydroxy group with halogens [Cl, Br, I]. The method demands mild reaction conditions that include a very short reaction time, <15 min only, *versus* reaction times of several hours or days using the classical Appel reaction conditions (PPh₃ + CCl₄ + R-OH). The method was demonstrated to operate with the cheap and easily available 1,3-dihalo-5,5-dimethylhydantoin and *N*-halo succinimides (halo [Cl, Br, I]) as the reagent that performs the halogenation of PPh₃. The reaction protocol operated with several acceptable solvents rather than DCM that was used in the classical Appel reaction. Furthermore, the batch protocol was also translated and successfully implemented on a flow reactor platform (*t* < 5 min, *y* = 95%).

Received 23rd February 2022,
Accepted 18th April 2022

DOI: 10.1039/d2re00071g

rsc.li/reaction-engineering

Introduction

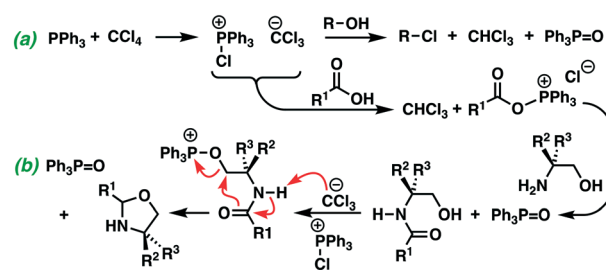
Contemporary organic synthesis involves various Pd-catalysed cross-coupling reactions that demand halogenated reagents. Therefore, there is a continuous need for new and more benign and environmentally friendly halogenation methods.

The classical Appel reaction¹ is an organic reaction that converts alcohols into their corresponding alkyl chlorides. The reaction implicates a reaction between tetrachloromethane and triphenyl-phosphine that produces the “Appel salt”, Ph₃P⁺-Cl⁻CCl₃. In a subsequent reaction step, the Appel salt was initially used to convert alcohols to the corresponding chloride, Scheme 1(a), but the Appel salt has also been used as a dehydrating reagent² and to convert carboxylic acids to oxazolidines,³ Scheme 1 path (b).

The classical Appel reaction methods afford in general a high yield of the halogenated product under reasonably mild reaction conditions. However, the method needs stoichiometric quantities of tetrachloromethane as a chlorinating reagent and a lengthy reaction time. The reaction produces the target chlorinated product concomitant with the formation of stoichiometric quantities of two different by-products, namely chloroform and triphenylphosphine oxide.

Because of the prevailing disadvantages associated with the classical method, several attempts have been carried out with the goal of achieving an environmentally benign and efficient

method. In this context, several attempts have been made to transform the method into a catalytic process with respect to triphenylphosphine.^{2,4a-f} The new catalytic processes have led to methods that didn't demand stoichiometric quantities of triphenylphosphine, which per-se imply a significantly improved atom economy, however the said catalytic processes still comprise hazardous and environmentally demanding reagents (*e.g.* oxalyl chloride,^{4a,c,e,f} benzo-trichloride^{4d}) and produce stoichiometric quantities of halogen containing side-products (*e.g.* in the cases where CX₄, X [Cl, Br, I] are still used as a halogen source). Furthermore, the new catalytic Appel reaction methods need reaction times in the range of 6–24 h. A few continuous flow chemistry processes have been disclosed, although these were also based on the classical Appel reagents, except that the phosphine was immobilized as a monolithic triphenylphosphine reagent that simplified the separation and purification of the post reaction mixture.⁵



Scheme 1 (a) The classical Appel reaction using PPh₃ and CCl₄ as reagents and an alcohol R-OH, where R [alkyl allyl propargyl]. (b) The Appel salt reacts with carboxylic acid to give the oxazolidine scaffold.

Department of Chemistry, University of Bergen, Allégaten 41, 5007 Bergen, Norway.

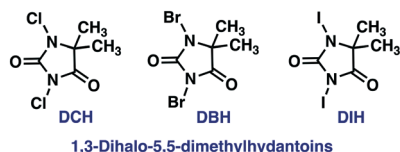
E-mail: hans.bjorsvik@kj.uib.no

† Electronic supplementary information (ESI) available: ¹H, ¹³C, and MS spectra. See DOI: <https://doi.org/10.1039/d2re00071g>



Results and discussion

Previously, we have attained great results using 1,3-dihalo-5,5-dimethylhydantoin for both halogenation and oxidation reactions.⁶ The 1,3-dihalo-5,5-dimethylhydantoin are commercially available at low cost,⁷ except for 1,3-diiodo-5,5-dimethyl-hydantoin (DIH), but DIH can be synthesised at low cost by reacting I-Cl with 5,5-dimethylhydantoin.⁸

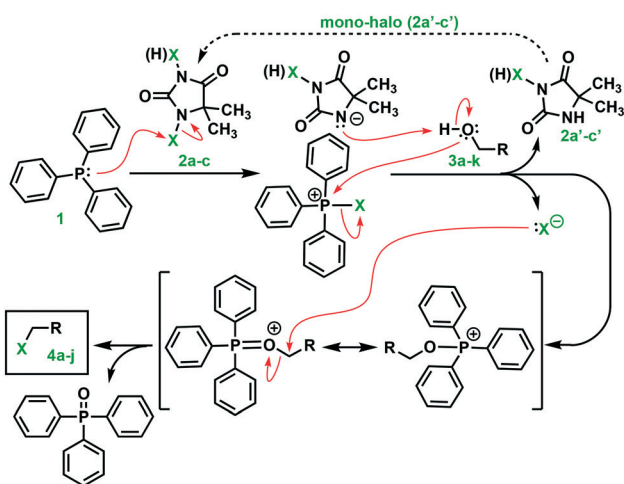


DCH, DBH, and DIH reagents held two halogens, which can both be utilised. This is of course an advantage from an environmental point of view as there are no left-over halogens in the consumed reagent.

Our idea for an improved Appel reaction method was to replace tetrahalomethane with DCH, DBH, and DIH. Preliminary experiments revealed that 1,3-dibromo-5,5-dimethylhydantoin reacted vigorously (exothermically) with triphenylphosphine. We believe that the Appel salt was formed with 3-bromo-5,5-dimethyl-2,4-dioximidazolidin-1-ide as a counter anion to the bromotriphenylphosphonium cation. This variant of the Appel salt turned out to be highly reactive towards the alcohol substrate. The reaction produces mono-bromo-5,5-dimethyl hydantoin and triphenyl-phosphine oxide as by-products. A proposal for a reaction mechanism is outlined in Scheme 2.

Reaction improvement by statistical experimental design

The initial exploratory experiments afforded varied and unpredictable results, which immediately propelled us to conduct a screening and optimization study involving



Scheme 2 Proposed reaction mechanism for the new Appel reaction procedure, where X ∈ [Cl, Br, I].

statistical experimental design,⁹ multiple regression,¹⁰ and response surface methodology.¹¹ The model approximation and graphical projections in terms of iso-contour maps of the response surfaces were carried out by means of the computer software MATLAB.¹²

In the experimental design study, the experimental variables: z_1 quantity of DBH [equiv.], z_2 reaction temperature [°C], z_3 solvent volume [mL], and z_4 reaction time [h] were explored by means of a full factorial design with centre experiments, \mathbf{D} ($2^4 + 3$), as displayed in Table 1. The variables z_1 – z_4 were explored at two experimental levels, while all other experimental variables were kept at a fixed level throughout the experimentation. The model matrix \mathbf{M} was created according to eqn (1) by means of the design matrix \mathbf{D} (Table 1) that was scaled¹³ according to eqn (2) to facilitate the modelling and subsequent model interpretation.

$$\mathbf{M} = \begin{bmatrix} 1 & x_1 & x_2 & x_3 & x_4 & x_1x_2 & x_1x_3 & x_1x_4 & x_2x_3 & x_2x_4 & x_3x_4 \\ x_1x_2x_3 & x_1x_2x_4 & x_1x_3x_4 & x_2x_3x_4 & x_1x_2x_3x_4 \end{bmatrix} \quad (1)$$

$$x_k = \frac{z_{k,L} - [z_{k,L} + \frac{1}{2} \times (z_{k,H} - z_{k,L})]}{z_{k,H} - [z_{k,L} + \frac{1}{2} \times (z_{k,H} - z_{k,L})]}, \begin{cases} z_{k,L} \text{ low experimental level} \\ z_{k,L} \text{ high experimental level} \end{cases} \quad k = 1, \dots, 4 \quad (2)$$

Multiple linear regression (MLR),¹⁰ eqn (3), was used to estimate the numerical values of the regression coefficients:

$$y = \mathbf{M}\beta \Rightarrow \beta = (\mathbf{M}^T\mathbf{M})^{-1}\mathbf{M}^T y \quad (3)$$

The estimated predictive empirical model, Table 2, that is the β -coefficient, reveals valuable information about the new Appel type reaction. The model coefficients are graphically presented as a stem plot and a cumulative normal probability plot (CND)¹⁴ in Fig. 1. The CND plot indicates β_1 , β_2 , β_4 , β_{123} and β_{24} to be the significant coefficients. Among these, β_1 is the major contributor in the model since $\beta_1 \approx 10 \times \beta_2$ where β_2 is the next largest among the coefficients. This is not unexpected, as the model envisages that it is highly important that a large amount of the primary halogenating reagent DBH is used to carry out the reaction as expected.

Furthermore, the model reveals a rather small numerical value for the coefficient related to the experimental variable “reaction time” (z_4), which implies that both short and long reaction time can be used without a substantial impact on the reaction outcome.

For example, if a reaction time of 1 h is used, the model term predicts a contribution of 2% in the yield, while if a reaction time of 5 h is used, a contribution of 10% yield can be anticipated, which gives a difference in the yield of only 8%.

The experimental variable “reaction time” also takes part in an interaction term ($x_2 \times x_4$) with “reaction temperature”, which advises the use of a short reaction time and high reaction temperature. Hence, the knowledge gained from the model suggests a very short reaction time compared to the demanded reaction time for the classical Appel reaction.¹



Table 1 Statistical experimental design ($2^k + c = 16 + 3$) and the measured response yield% used to investigate and develop a new Appel type reaction

Experimental levels				
#	Experimental variables	-1	0	+1
z_1	Quantity of DBH [equiv.]	0.50	0.75	1.00
z_2	Reaction temperature [°C]	20	30	40
z_3	Solvent volume [mL]	5.0	7.5	10.0
z_4	Reaction time [h]	1	3	5

# ^a	Experimental variables				Response
	z_1	z_2	z_3	z_4	y
1 ^b	0.50	20	5.0	1	31.7
2	1.00	20	5.0	1	86.9
3	0.50	40	5.0	1	56.3
4	1.00	40	5.0	1	87.1
5	0.50	20	10.0	1	40.5
6	1.00	20	10.0	1	86.9
7	0.50	40	10.0	1	47.2
8	1.00	40	10.0	1	91.4
9	0.50	20	5.0	5	44.4
10	1.00	20	5.0	5	94.0
11	0.50	40	5.0	5	49.2
12	1.00	40	5.0	5	90.3
13	0.50	20	10.0	5	49.9
14	1.00	20	10.0	5	92.8
15	0.50	40	10.0	5	45.4
16 ^b	1.00	40	10.0	5	94.9
17 ^b	0.75	30	7.5	3	65.9
18	0.75	30	7.5	3	61.1
19	0.75	30	7.5	3	68.6

^a The design table is given in standard order. ^b The experiments #1 (31.7), 16 (94.9), and 17 (65.9) were performed first to assess whether the experimental levels were properly selected. The actual variation was $(94.9-31.7) \approx 63\%$ points, which reveals a good spread in the experimental space. The remaining experiments were then conducted in random order.

However, interpreting each individual model term is cumbersome, especially when the absolute numerical values of the model terms are numerically similar and small. A painless approach is to simulate an iso-contour map of the response surface as depicted in Fig. 2 (here with non-scaled

Table 2 Empirical predictive model for the response yield% produced in the novel Appel reaction method^a

β_0	67.605	β_{12}	-1.781	β_{123}	2.331
β_1	22.481	β_{13}	0.394	β_{124}	1.544
β_2	2.169	β_{14}	0.406	β_{134}	-0.181
β_3	0.569	β_{23}	-1.712	β_{234}	0.631
β_4	2.056	β_{24}	-2.331	β_{1234}	-0.444
		β_{34}	0.069		

^a Product statistics: $R^2 = 0.9942$, $R_{Adj}^2 = 0.9654$, RMSEP = 1.6136, RSD = 1.7059.

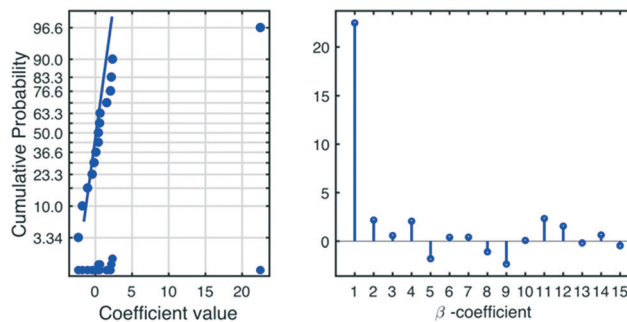


Fig. 1 Left: Cumulative normal probability (CND) plot of estimated model parameters (the β 's) of the predicting model for yield% = f (quantity of DBH, reaction temperature, solvent volume, reaction time). Right: Stem plot showing the estimated coefficient spectrum (except β_0).

variables z_1-z_4). For this, an empirical model that possessed only the significant (revealed by the CND plot of Fig. 1) model terms was used, eqn (4).

$$y = f(x_1, x_2, x_3, x_4) = 67.605 + 22.48 \times x_1 + 2.17 \times x_2 + 2.06x_4 - 1.78 \times x_1 \times x_2 - 2.33 \times x_2 \times x_4 + 2.33 \times x_1 \times x_2 \times x_3 \quad (4)$$

$$R^2 = 0.9853, R_{Adj}^2 = 0.9779, RMSEP = 2.5783, RSD = 2.7257$$

A small series of optimization experiments (Table 3) were chosen based on the iso-contour projections of Fig. 2, but also to investigate (1) whether short and long reaction times could give similar results, and (2) whether variation of solvent volume affects the outcome of the reaction. The predicted yields and conditions along with the actual obtained yields are shown for three different optimization experiments using as inexpensive conditions as possible, which comprise low reaction temperature, short reaction time, a small surplus of reagents, *etc.*

Optimized and simplified protocol. The classical Appel reaction is constituted by two synthetic telescoped steps. The first step comprises the production of the Appel salt. In our new method, this step is an exothermic instantaneous reaction between the triphenylphosphine and 1,3-dihalo-5,5-dimethylhydantoin. A convenient method is to dissolve each of the two reagents in an equal amount of solvent and then mix them in a reaction tube, after which the alcohol substrate is added to the produced Appel salt mixture under gentle stirring at $T = 40$ °C.

The reaction was completed within $t = 10-15$ min. It is important to use an anhydrous solvent and an inert (dry) atmosphere. The presence of water might lead to a lowered reaction yield of the halogenated target molecule as the counter anion of the Appel salt, 3-bromo-5,5-dimethyl-2,4-dioxoimidazolidin-1-ide, can react with water in a similar mode to R-OH, see Scheme 2.

Scope and limitation

Varying the alcohol substrate. Our improved Appel reaction method was investigated with a series of different alcohols



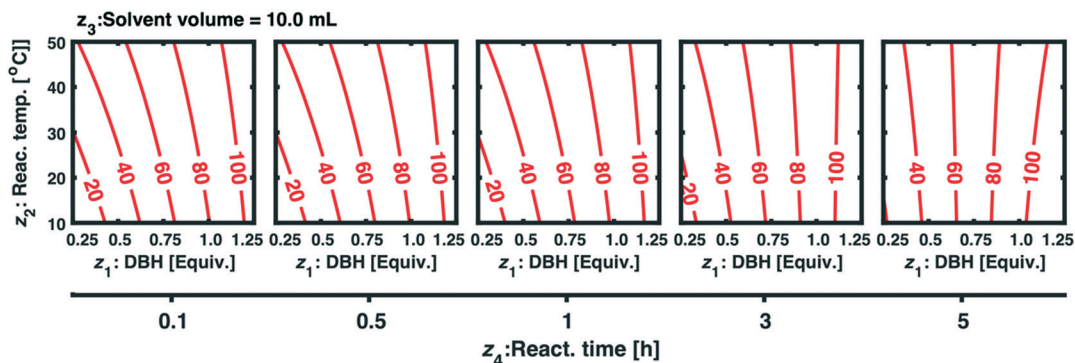


Fig. 2 Iso-contour projections of the response surfaces that display the yield of compound **3a**. The plots above display the variations of the response “yield of **3a**” (the iso-contour lines) when the four experimental variables z_1 (quantity of DBH [equiv.]), z_2 (reaction temperature [°C]), z_3 (fixed solvent volume of 10 mL), and z_4 (reaction time [h]) are varied. How to read the multi-dimensional iso-contour projection plot: the variation (abscissa) is the five discrete levels of reaction time (z_4). Along with the reaction time axis is given five subplots displaying the iso-contour projections of the response surface when the abscissa, which is the quantity of DBH (z_1), and the ordinate, which is the reaction temperature (z_2), were varied.

Table 3 Model prediction response (yield%) and measured experimental yield% for three various optimization experiments for the new Appel reaction

#	Experimental variables ^a								Response ^b	
	x_1	z_1	x_2	z_2	x_3	z_3	x_4	z_4	\hat{y}_{pred}	y
20	+1.72	1.18	+1	40	+1	10	-1.25	0.5	109	90
21	+1.72	1.18	+1	40	+1	10	+1.00	5	109	98
22	+1.00	1.00	+1	40	+3	15	+1.00	5	97	92

^a z_1 quantity of DBH [equiv.], z_2 reaction temperature [°C], z_3 solvent volume [mL], and z_4 reaction time [h]. x_1 - x_4 scaled values [eqn (4)] of z_1 - z_4 . ^b Yield%.

comprising primary-, secondary-, and tertiary-alcohols with other sensitive functional groups present, see Table 4.

Varying the initial halogenation reagent. The new Appel type reaction method disclosed herein was developed using DBH as the primary halogenation reagent. In this context, we thought that several other halogenating reagents probably could operate for the first step, not least, 1,3-dichloro-5,5-dimethylhydantoin and 1,3-diiodo-5,5-dimethylhydantoin,

respectively. A similar and widely used halogenating reagent that we also suspected to give analogous results was the *N*-halo-succinimide. We performed therefore a reagent screening for the primary halogenation reaction (reaction with PPh_3). The alcohol **3a** was used as a model substrate and successively reacted with *N,N'*-dihalo-5,5-dimethylhydantoin and *N*-halo-5,5-dimethylhydantoin, where halo \in [Cl, Br, I], Fig. 3. The two classes of halogenating reagents afforded slightly different results, but with a similar tendency within the compound class when varying the halogen. In both classes, the lowest outcome was achieved with the chlorination reagents, followed by the bromination ones and finally the best yield was achieved using the actual iodinating reagent.

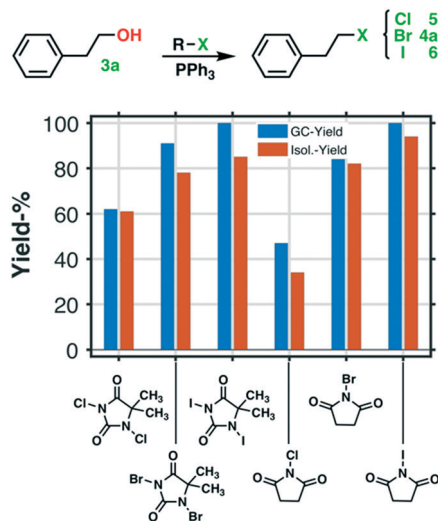


Fig. 3 Various halogenation reagents used in the first step halogenation (of PPh_3) in the novel Appel type reaction.

Screening of solvents to replace the halogenated solvent DCM

In our attempt to transform the new Appel type reaction into an even more environmentally friendly version, we performed a solvent screening with the aim to replace DCM. DCM was the solvent originally used in the Appel reaction that we so far also used in our method development.

The outcome of target molecules in two of the experiments in the solvent screening, diethyl ether and methyl *tert*-butyl ether, was modest only. However, the trials using THF, MeCN, 1,4-dioxane, and EtOAc resulted in high to excellent yields, namely in the range of 88–91%. All the said solvents can be used on a large scale, in particular ethyl acetate (afforded a yield of 89%) which is a cheap and green solvent that might be used on the industrial scale. It is also



Table 4 Scope and limitation of the new Appel type reaction

#	Alcohol	Product	GC	Isolated
1			91%	78%
2			Quant.	73%
3			68%	n.i.
4			84%	73%
5			91%	n.i.
6			90%	69%
7			Quant.	75%
8			73%	63%
9			Quant.	84%
10			91%	65%
11			n.d.	20%

n.i.: not isolated, difficult to purify and isolate. n.d.: not detected.

worth noting that none of the solvents used were subjected to extensive pre-treatment (only treatment with sodium sulphate used as obtained from the supplier) to remove water before being used in the reaction experiments.

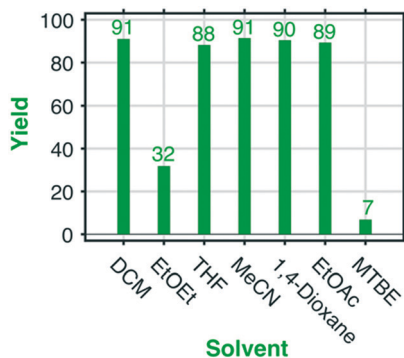


Fig. 4 Screening of a series of non-halogenated solvents EtOEt (diethyl ether), THF (tetrahydrofuran), MeCN (acetonitrile), 1,4-dioxane, EtOAc (ethyl acetate), and MTBE (methyl *tert*-butyl ether), which were compared with DCM (dichloromethane) that was used as a reaction medium through the method developed herein, but also for the classical Appel reaction.

Continuous flow synthesis

The excellent results achieved for the batch protocol of the new Appel type reaction prompted us to attempt to transform the batch method into a continuous flow reactor process. For this endeavour, a Vapourtec R-series system with a standard PFA coil ($V_{\text{net}} = 10$ mL) tubular reactor was used. The set-up for the flow experiment is shown in Fig. 5.

The reagent solubility became immediately a challenge in our attempt to transform the batch protocol into a continuous flow process. In fact, neither of the reagents PPh₃ and DBH possessed good solubility in the potential and acceptable solvents that we tried as reaction media, Table 5.

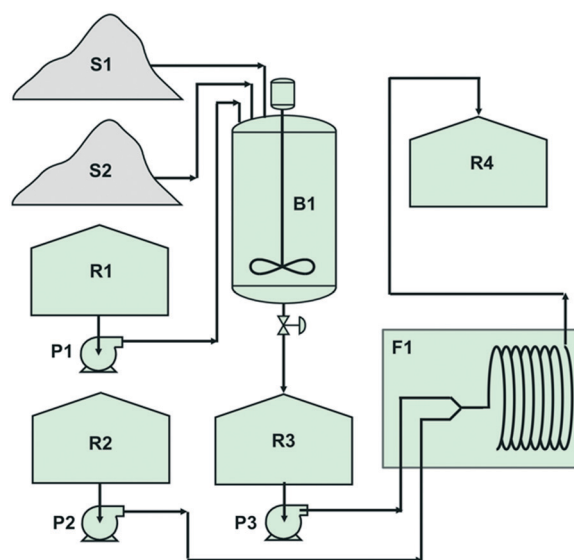


Fig. 5 Process flow diagram for the continuous flow process version of the new Appel type reaction that was implemented on a Vapourtec R-series continuous flow system using a standard PFA coil ($V_{\text{net}} = 10$ mL) flow reactor (F1) that was heated at a temperature of 40 °C. Reservoir R2 was charged with the alcohol (4.5 mL, $d = 1.017$ g cm⁻³, $m = 4.58$ g) that was diluted in DCM (75 mL). Reservoir R3 was charged with a solution of modified Appel salt in DCM (150 mL), which was produced in the batch reactor. The production of the Appel salt was conducted in batch reactor B1 that was charged with DCM (150 mL) whereupon triphenylphosphine was added in portions (in total 24.6 g, 37.5 mmol) and DBH (in total 12.6 g, 44 mmol). The post-reaction mixture (120 mL) from the outlet of the flow reactor F1 was collected in reservoir R4.

Table 5 Solubility of DBH, PPh₃ and Appel salt in various solvents^a

Entry	Solvent	Soluble		
		DBH	PPh ₃	Appel salt
1	DCM	No	Yes	Yes
2	THF	Yes	Yes	No
3	Acetonitrile	No	No	Yes
4	Ethyl acetate	No	Yes	No

^a Mixture A: DBH (1.26 g) was added to a flask with solvent (7.5 mL). Mixture B: PPh₃ (2.46 g) was added to a flask with solvent (7.5 mL). Mixture A and B were combined (total 15 mL solvent) and mixed in a flask cooled on an ice-bath. DBH and PPh₃ reacted and produced an Appel salt.



Table 6 Model prediction and measured response yield% for optimization and evaluation of limitations of the new Appel reaction method

#	P2 rate	P3 rate	Tot. rate	Resid. <i>t</i>		Yield [GC%]
	[mL × min ⁻¹]	[mL × min ⁻¹]	[mL × min ⁻¹]	[min]	[s]	
1	0.4	0.8	1.2	8	20	95%
2	0.8	1.6	2.4	4	10	96%

R2/P2: the substrate (alcohol 3a). R3/P3: the Appel salt.

Unfortunately, due to the solubility problems, we therefore had to add an extra semi continuous step in the form of a batch reactor (**B1**) where the Appel salt could be produced in small portions and transferred to the reservoir tank **R3**.

The said batch process step was performed by filling **B1** with DCM whereupon PPh₃ was added and stirred until it was dissolved. The reaction with DBH was then performed by adding small portions of DBH to **B1** over a period of 30 min. The produced Appel salt was afterwards transferred to reservoir **R3** from which it was fed to the continuous flow reactor **F1** by means of a pump (**P3**) concomitantly as a solution of the substrate (the alcohol **3a**) in DCM (75 mL) placed in reservoir **R2** was pumped using pump **P2** to the flow reactor (**F1**) inlet. The pump rates were fine-tuned (Table 6) to deliver accurate mole equivalents. The right-hand column of Table 6 reveals the excellent outcomes (GC-yields) obtained from two different experiments.

With enabling technology appropriate for feeding of slurries, a substantially improved and simplified flow platform could have been assembled. A reagent slurry would demand a much lower solvent volume and the batch step **B1** could have been removed, overall, a safer process would have been the result. However, equipment for feeding of slurries is currently not commercially available.

Conclusions

This study demonstrates how an old classic named reaction, the Appel reaction, can be re-designed and optimized to fit into today's demands for green reaction solutions. Statistical experimental design with empirical modelling is a barely exploited methodology in explorative organic synthesis, but has become an every-day tool in organic process development. In the present study, however, such methodology was successfully used to develop and realize a novel Appel type reaction. In the first reaction step, the halogenation of triphenyl-phosphine was carried out using 1,3-dihalo-5,5-dimethyl-hydantoin or *N*-halo-succinimides (halo ∈ [Cl, Br, I]), as a substitute for tetrachloromethane that was used in the classical Appel reaction.

The halogenation of PPh₃ via the novel Appel reaction was instant and exothermic. We believe that the Appel salt was formed with 3-bromo-5,5-dimethyl-2,4-dioxo-imidazolidin-1-ide as a counter anion to the bromotriphenyl-phosphonium cation. The high rate of this reaction allowed for a one-pot protocol where all the reagents are added in the beginning

(not added sequentially). Such a set-up requires only 5–15 min to complete. The exchange of the halogenation reagent also resulted in a more environmentally friendly process as stoichiometric waste did not contain a halogen (in the case when *N*-halo-succinimide was used as a reagent) or one halogen (in the case when 1,3-dihalo-5,5-dimethyl hydantoin was used as a reagent). In contrast, the classic Appel reaction method produces stoichiometric amounts of a by-product that contains three halogen atoms (CHX₃). The outcome of target halogenated molecules was high to excellent for the new method. Solvent screening for exchange of DCM that was the solvent used in the classical Appel reaction revealed several less toxic and non-halogen containing solvents that afforded the target product of the test reaction in yield >90%.

Experimental

Post-reaction mixtures were monitored by means of TLC (Merck Kieselgel 60 F254), GC-MS and/or HPLC. The TLC plates were observed under UV-light at *l* = 254 nm and *l* = 366 nm. Purification with Autoflash was conducted on a PuriFlash XS420 with Interchim soft V5. 1c.09 as software using a silica column (FSUD-0043-0050) from Biotage. GC analyses were performed with a capillary gas chromatograph equipped with a fused silica column (*L* 25 m, i.d. 0.20 mm, film thickness of 0.33 mm) at a helium pressure of 200 kPa, a split less/split injector and a flame ionization detector. Mass spectra were obtained with a GC-MS instrument, with a gas chromatograph equipped with a fused silica column (*L* 30 m, i.d. 0.25 mm i.d., film thickness of 0.25 mm) and helium as the carrier gas. HPLC analyses were performed with an Agilent Technologies 1260 HPLC with a multidiode array detector, an autoinjector and a 4.6 × 100 mm, 4 μm Agilent Technologies Poroshell 120 EC-C18 column. Solvents used were (MilliQ purified water–HCOOH 99.9:0.1; v/v) and (acetonitrile–HCOOH 99.9:0.1; v/v). The ratio was determined by running 25–100% over 15 minutes with a flow rate of 1 mL min⁻¹ and UV detection at 210 nm. ¹H and ¹³C NMR spectra were recorded with a Bruker AV 500 MHz. ¹H and ¹³C-NMR spectra were recorded at ambient temperature at a frequency of 500 and 125 MHz, respectively. The chemical shifts are reported in ppm relative to residual CHCl₃ for proton (*d* = 7.26 ppm) and CDCl₃ for carbon (*d* = 77.16 ppm) with tetramethylsilane as an external reference.



Procedure leading to (2-bromoethyl)benzene (4a) [103-63-9] explored as the model reaction with statistical experimental design, Table 1

Triphenylphosphine (0.656–1.377 g, 2.50–5.25 mmol, 1.0–2.1 equiv.) and 1,3-dibromo-5,5-dimethyl-imidazolidine-2,4-dione (DBH) (0.357–0.715 g, 1.25–2.50 mmol, 0.5–1.0 equiv.) were transferred to a pre-dried μ W-reactor tube (10–20 mL) furnished with a magnetic stirrer bar. The reactor tube was sealed, flushed with N_2 , and immersed in an ice bath. Anhydrous dichloromethane (5–10 mL) was carefully added by means of a syringe. The ice bath was then removed. The mixture was continuously stirred for 30 min at 20–40 °C. The substrate 2-phenylethan-1-ol (0.300 mL, 2.50 mmol) was then, under stirring, added by means of a syringe to the mixture of the Appel salt and stirred for another 0.5–6.0 h at 20–40 °C. 1H NMR (500 MHz, $CDCl_3$) δ 7.27–7.23 (m, 2H), 7.21–7.17 (m, 1H), 7.16–7.12 (m, 2H), 3.50 (t, J = 7.7 Hz, 2H), 3.09 (t, J = 7.7 Hz, 2H). ^{13}C NMR (126 MHz, $CDCl_3$) δ 138.92, 128.68, 128.64, 126.95, 39.45, 32.94.

Scope: varying the alcohol substrate, see Table 4

(2-Bromoethyl)benzene (4a) [103-63-9]. Triphenylphosphine (2.149 g, 8.19 mmol, 2.5 equiv.) and DBH (997 mg, 3.48 mmol, 1.17 equiv.) were added to a pre-dried μ W-reactor tube (10–20 mL). The reactor tube was sealed and flushed with N_2 -gas and equipped with a balloon filled with N_2 , then cooled on an ice-bath before anhydrous DCM (7 mL) was added. 2-Phenylethan-1-ol (400 mg, 3.28 mmol, 1 equiv.) in anhydrous DCM (3 mL) was added in one portion and the reaction mixture was stirred at 40 °C for 15 min. The post-reaction mixture was purified by silica column chromatography (Autoflash) with eluent system DCM (100%) to give the title compound as a yellow oil (471 mg, 78%). 1H NMR (500 MHz, $CDCl_3$) δ 7.27–7.23 (m, 2H), 7.21–7.17 (m, 1H), 7.16–7.12 (m, 2H), 3.50 (t, J = 7.7 Hz, 2H), 3.09 (t, J = 7.7 Hz, 2H). ^{13}C NMR (125 MHz, $CDCl_3$) δ 138.9, 128.7, 128.6, 126.9, 39.5, 32.9; MS (EI): m/z (%): 186.0 (21, M^+), 184.0 (22, M^+), 106.1 (6), 105.1 (65), 104.1 (12), 103.1 (14), 92.1 (8), 91.1 (100), 79.1 (11), 78.1 (10), 77.1 (20).

1-Bromo-3,3-dimethylbutane (4b) [1647-23-0]. Triphenylphosphine (1.640 g, 6.25 mmol, 2.5 equiv.) and DBH (839 mg, 2.93 mmol, 1.17 equiv.) were added to a pre-dried μ W-reactor tube (10–20 mL). The reactor tube was sealed and flushed with N_2 -gas and equipped with a balloon filled with N_2 , then cooled on an ice-bath before anhydrous DCM (7 mL) was added. 3,3-Dimethylbutan-1-ol (245 mg, 2.40 mmol, 1 equiv.) in anhydrous DCM (3 mL) was added in one portion and the reaction mixture was stirred at 40 °C for 15 min. The post-reaction mixture was purified by silica column chromatography (Autoflash) with eluent system DCM (100%) to give the title compound as a yellow oil (285 mg, 73%). 1H -NMR (500 MHz, $CDCl_3$): δ (ppm) = 3.40–3.37 (m, 2H), 1.85–1.82 (m, 2H), 0.92 (s, 9H); ^{13}C -NMR (125 MHz, $CDCl_3$): δ (ppm) = 47.7, 32.0, 29.9, 29.2; MS (EI): m/z (%): 166.0 (0.24, M^+), 164.0 (0.26, M^+), 151.0 (6), 149.0 (6), 109.0 (2), 107.0 (2), 95.0 (1), 93.0 (1), 69.1 (43), 57.1 (100).

2-Bromoadamantane (4c) [7314-85-4]. Triphenylphosphine (1.645 g, 6.27 mmol, 2.5 equiv.) and DBH (840 mg, 2.94 mmol, 1.2 equiv.) were added to a pre-dried μ W-reactor tube (10–20 mL). The reactor tube was sealed and flushed with N_2 -gas and equipped with a balloon filled with N_2 , then cooled on an ice-bath before anhydrous DCM (10 mL) was added. 2-Adamantol (388 mg, 2.55 mmol, 1 equiv.) was then added in one portion to the reaction mixture and stirred at 40 °C for 15 min. MS (EI): m/z (%): 216.1 (0.6, M^+), 214.1 (0.6, M^+), 136.2 (13), 135.2 (100), 107.1 (6), 93.1, (18), 91.1 (12).

(1-Bromoethyl)benzene (4d) [585-71-7].

Triphenylphosphine (1.638 g, 6.25 mmol, 2.5 equiv.) and DBH (835 mg, 2.92 mmol, 1.17 equiv.) were added to a pre-dried μ W-reactor tube (10–20 mL). The reactor tube was sealed and flushed with N_2 -gas and equipped with a balloon filled with N_2 , then cooled on an ice-bath before anhydrous DCM (7 mL) was added. 1-Phenyletanol (348 mg, 2.59 mmol, 1 equiv.) dissolved in anhydrous DCM (3 mL) was added in one portion. The reaction mixture was stirred at 40 °C for 15 min. The post-reaction mixture was purified by silica column chromatography (Autoflash) with DCM (100%) as eluent to give the title compound as a transparent oil (338 mg, 73%). 1H -NMR (500 MHz, $CDCl_3$): δ (ppm) = 7.48–7.46 (d, J = 7.4 Hz, 2H), 7.39–7.36 (t, J = 7.4 Hz, 2H), 7.33–7.30 (m, 1H), 5.27–5.23 (q, J = 7.0 Hz, 1H), 2.09–2.08 (d, J = 7.0 Hz, 3H); ^{13}C -NMR (125 MHz, $CDCl_3$): δ (ppm) = 143.3, 128.8, 128.4, 126.9, 49.7, 26.9; MS (EI): m/z (%): 186 (1, M^+), 184 (1, M^+), 171 (0.5), 169 (0.5), 105.1 (100), 79.1 (15), 77.1 (15).

3-Bromoquinuclidine (4e) [806595-68-6].

Triphenylphosphine (1.643 g, 6.26 mmol, 2.5 equiv.) and DBH (839 mg, 2.93 mmol, 1.2 equiv.) were added to a pre-dried μ W-reactor tube (10–20 mL). The reactor tube was sealed and flushed with N_2 -gas and equipped with a balloon with N_2 . The reactor tube was then cooled on an ice-bath (0 °C) before anhydrous DCM (7 mL) was added. 3-Quinuclidinol (320 mg, 2.52 mmol, 1 equiv.) dissolved in anhydrous DCM (3 mL) was added in one portion to the reaction mixture and stirred at 40 °C for 15 min. MS (EI): m/z (%): 191.0 (20, M^+), 189.0 (20, M^+), 162.0 (3), 160.0 (3), 111.1 (8), 110.1 (100), 109.1 (3), 108.1 (5), 96.1 (4), 82.1 (23).

1,8-Dibromooctane (4f) [4549-32-0]. Triphenylphosphine (1.281 g, 4.88 mmol, 2.5 equiv.) and DBH (664 mg, 2.32 mmol, 1.17 equiv.) were added to a pre-dried μ W-reactor tube (10–20 mL). The reactor tube was sealed and flushed with N_2 -gas and equipped with a balloon filled with N_2 , then cooled on an ice-bath before anhydrous DCM (7 mL) was added. 8-Bromooctan-1-ol (415 mg, 1.98 mmol, 1 equiv.) in anhydrous DCM (3 mL) was added in one portion and the reaction mixture was stirred at 40 °C for 15 min. The post-reaction mixture was purified by silica column chromatography (Autoflash) with eluent system DCM (100%) to give the title compound as a transparent oil (367 mg, 69%). 1H -NMR (500 MHz, $CDCl_3$): δ (ppm) = 3.42–3.39 (t, J = 6.9 Hz, 4H), 1.88–1.83 (quintet, J = 7.4 Hz, 4H), 1.46–1.41 (m, 4H), 1.35–1.31 (m, 4H); ^{13}C -NMR (125 MHz, $CDCl_3$): δ (ppm) = 34.1, 32.9, 28.7, 28.2; MS (EI): m/z (%): 272.0 (0.31), 270.0



(0.15, M⁺), 193.1 (4), 191.1 (4), 151.0 (11), 149.0 (12), 137.0 (40), 135.0 (41), 111.1 (73), 69.1 (100), 57.1 (34), 55.1 (83).

[(1E)-3-Bromo-1-propen-1-yl]benzene (4g) [26146-77-0]. Triphenylphosphine (1.639 g, 6.25 mmol, 2.5 equiv.) and DBH (835 mg, 2.92 mmol, 1.17 equiv.) were added to a pre-dried μ W-reactor tube (10–20 mL). The reactor tube was sealed and flushed with N₂-gas and equipped with a balloon filled with N₂, then cooled on an ice-bath before anhydrous DCM (7 mL) was added. (2E)-3-Phenylprop-2-en-1-ol (348 mg, 2.59 mmol, 1 equiv.) dissolved in anhydrous DCM (3 mL) was added in one portion and the reaction mixture was stirred at 40 °C for 15 min. The post-reaction mixture was purified by silica column chromatography (Autoflash) with DCM (100%) as eluent to give the title compound as a light yellow oil (378 mg, 75%). ¹H-NMR (500 MHz, CDCl₃): δ (ppm) = 7.43–7.41 (m, 2H), 7.38–7.35 (m, 2H), 7.32–7.29 (m, 1H), 6.69–6.66 (d, *J* = 15.8 Hz, 1H), 6.46–6.40 (m, 1H), 4.20–4.18 (dd, *J* = 1.0 Hz, 7.9 Hz, 2H); ¹³C-NMR (125 MHz, CDCl₃): δ (ppm) = 135.9, 134.6, 128.8, 128.5, 126.9, 125.3, 33.6; MS (EI): *m/z* (%): 198 (4, M⁺), 196 (4, M⁺), 118.1 (11), 117.1 (100), 115.1 (49), 91.1 (17).

2-Bromoacetophenone (4h) [70-11-1]. Triphenylphosphine (1.639 g, 6.25 mmol, 2.5 equiv.) and DBH (834 mg, 2.92 mmol, 1.17 equiv.) were added to a pre-dried μ W-reactor tube (10–20 mL). The reactor tube was sealed and flushed with N₂-gas and equipped with a balloon filled with N₂, then cooled on an ice-bath before anhydrous DCM (7 mL) was added. 2-Hydroxyacetophenone (343 mg, 2.52 mmol, 1 equiv.) dissolved in anhydrous DCM (3 mL) was added in one portion and the reaction mixture was stirred at 40 °C for 15 min. The post-reaction mixture was purified by silica column chromatography (Autoflash) with DCM (100%) as eluent to give the title compound as a light yellow oil (343 mg, 63%). ¹H-NMR (500 MHz, CDCl₃): δ (ppm) = 7.99–7.97 (dd, *J* = 1.1 Hz, 8.2 Hz, 2H), 7.63–7.59 (tt, *J* = 1.3 Hz, 7.4 Hz, 1H), 7.51–7.48 (t, *J* = 7.7 Hz, 2H), 4.46 (s, 2H); ¹³C-NMR (125 MHz, CDCl₃): δ (ppm) = 191.4, 134.1, 129.0, 129.0, 31.1; MS (EI): *m/z* (%): 199.9 (3, M⁺), 197.9 (3, M⁺), 106 (8), 105 (100), 91.1 (13), 78.1 (3), 77.1 (37), 76.1 (3).

Benzyl bromide (4i) [100-39-0]. Triphenylphosphine (1.637 g, 6.24 mmol, 2.5 equiv.) and DBH (841 mg, 2.92 mmol, 1.17 equiv.) were added to a pre-dried μ W-reactor tube (10–20 mL). The reactor tube was sealed and flushed with N₂-gas and equipped with a balloon filled with N₂, then cooled on an ice-bath before anhydrous DCM (7 mL) was added. Benzyl alcohol (277 mg, 2.56 mmol, 1 equiv.) dissolved in anhydrous DCM (3 mL) was added in one portion and the reaction mixture was stirred at 40 °C for 15 min. The post-reaction mixture was purified by silica column chromatography (Autoflash) with DCM (100%) as eluent to give the title compound as a transparent oil (364 mg, 84%). ¹H-NMR (500 MHz, CDCl₃): δ (ppm) = 7.41–7.39 (m, 2H), 7.37–7.34 (m, 2H), 7.32–7.30 (m, 1H), 4.51 (s, 2H); ¹³C-NMR (125 MHz, CDCl₃): δ (ppm) = 137.9, 129.2, 128.9, 128.6, 33.7; MS (EI): *m/z* (%): 171.9 (7, M⁺), 169.9 (7, M⁺), 92.1 (8), 91.1 (100), 90.1 (3), 89.1 (7), 65.1 (14).

2-Nitrobenzyl bromide (4j) [3958-60-9]. Triphenylphosphine (1.649 g, 6.29 mmol, 2.5 equiv.) and DBH

(848 mg, 2.97 mmol, 1.17 equiv.) were added to a pre-dried μ W-reactor tube (10–20 mL). The reactor tube was sealed and flushed with N₂-gas and equipped with a balloon filled with N₂. The reactor tube was then cooled on an ice-bath before anhydrous DCM (7 mL) was added. 2-Nitrobenzyl alcohol (386 mg, 2.52 mmol) dissolved in anhydrous DCM (3 mL) was added in one portion to the reaction mixture and then stirred for 15 min at 40 °C. The post-reaction mixture was purified by silica column chromatography (Autoflash) with eluent system DCM (100%) to give the title compound as a light-yellow solid (355 mg, 65%). ¹H NMR (500 MHz, CDCl₃): δ (ppm) = 8.03 (dd, *J* = 8.0, 1.3 Hz, 1H), 7.68–7.55 (m, 2H), 7.49 (m, 1H), 4.83 (s, 2H); ¹³C NMR (125 MHz, CDCl₃): δ (ppm) = 148.1, 133.8, 132.9, 132.7, 129.7, 125.6, 29.0; MS (EI): *m/z* (%): 217.0 (0.6, M⁺), 215.0 (0.7, M⁺), 171.0 (3), 169 (3), 144.9 (1), 143.0 (1), 137.1 (6), 136.1 (64), 119.0 (6), 108.1 (32), 105.1 (20), 92.1 (73), 90.1 (47), 89.1 (76), 78.1 (100), 65.1 (39), 63.1 (39).

2-Chloro-5-(prop-1-en-2-yl)-1H-imidazole (4k) [NEW]. Triphenyl-phosphine (656 mg, 2.50 mmol, 2.5 equiv.) and DBH (335 mg, 1.17 mmol, 1.17 equiv.) were added to a pre-dried μ W-reactor tube (10–20 mL). The reactor tube was sealed and flushed with N₂-gas and equipped with a balloon filled with N₂. The reactor tube was cooled on an ice-bath before anhydrous DCM (3 mL) was added. 2-(2-Chloro-1-phenyl-1H-imidazol-5-yl)propan-2-ol (237 mg, 1.00 mmol, 1 equiv.) dissolved in DCM (1 mL) was added in one portion to the reaction mixture and then stirred at 40 °C for 15 min. The post-reaction mixture was diluted with DCM (6 mL) and washed with brine (3 × 10 mL). The organic phase was dried over anhydrous sodium sulfate, filtered and the solvent was removed under reduced pressure on a rotary evaporator. The residue was then purified by silica column chromatography with eluent system hexane/EtOAc (9:1 → 8:2) to provide the title compound as a transparent oil (43 mg, 20%). ¹H-NMR (500 MHz, CDCl₃): δ (ppm) = 7.54–7.49 (m, 3H), 7.30–7.27 (m, 2H), 7.04 (s, 1H), 4.81 (p, *J* = 1.4 Hz, 1H), 4.52 (t, *J* = 1.0 Hz, 1H), 1.86 (dd, *J* = 1.4, 0.8 Hz, 3H); ¹³C-NMR (126 MHz, CDCl₃): δ (ppm) = 136.5, 135.8, 134.4, 132.0, 129.7, 129.5, 128.0, 127.2, 114.3, 22.1.

NCS, NBS, and NIS in the first halogenation step, see Fig. 3

(2-Chloroethyl)benzene (5) [622-24-2]. Triphenylphosphine (690 mg, 2.63 mmol, 1.1 equiv.) and *N*-chlorosuccinimide (NCS) (344 mg, 2.58 mmol, 1 equiv.) were added to a pre-dried μ W-reactor tube (10–20 mL). The reactor tube was sealed and flushed with N₂-gas and equipped with a balloon filled with N₂. The reactor tube was then cooled on an ice-bath before anhydrous DCM (10 mL) was added. 2-Phenylethanol (0.3 mL, 2.50 mmol, 1 equiv.) was added in one portion to the reaction mixture. The reaction mixture was stirred at 40 °C for 5 h. Samples for HPLC were measured after 1 h and 5 h. The post reaction mixture was purified *via* dry loading on a silica column chromatograph (Autoflash) using DCM (100%) to give the title compound as a transparent oil (119 mg, 34%). ¹H NMR (500 MHz, CDCl₃) δ 7.28 (m, 2H), 7.22



(m, 1H), 7.17 (m, 2H), 3.65 (t, $J = 7.4$ Hz, 2H), 3.01 (t, $J = 7.5$ Hz, 2H). ^{13}C NMR (126 MHz, CDCl_3) δ 138.22, 128.96, 128.71, 127.01, 45.10, 39.31.

(2-Bromoethyl)benzene (4a) [103-63-9].

Triphenylphosphine (681 mg, 2.60 mmol, 1.04 equiv.) and *N*-bromo succinimide (NBS) (447 mg, 2.51 mmol, 1 equiv.) were added to a pre-dried μW -reactor tube (10–20 mL). The reactor tube was sealed and flushed with N_2 -gas and equipped with a balloon filled with N_2 . The reactor tube was then cooled on an ice-bath before anhydrous DCM (10 mL) was added. 2-Phenylethanol (312 mg, 2.55 mmol, 1 equiv.) was added in one portion to the reaction mixture. The reaction mixture was stirred at 40 °C for 5 h. Samples for GC-MS were withdrawn and measured after 1 h and 5 h. The post-reaction mixture was purified by means of silica column chromatography (Autoflash) with eluent system DCM (100%) to give the title compound as a transparent oil (381 mg, 82%). ^1H -NMR (500 MHz, CDCl_3): δ (ppm) = 7.38–7.35 (m, 2H), 7.32–7.29 (m, 1H), 7.26–7.24 (d, $J = 7.3$ Hz, 2H), 3.62–3.59 (t, $J = 7.6$ Hz, 2H), 3.22–3.19 (t, $J = 7.6$ Hz, 2H); ^{13}C -NMR (125 MHz, CDCl_3): δ (ppm) = 139.0, 128.7, 128.7, 127.0, 39.5, 33.0; MS (EI): m/z (%): 186.0 (21, M^+), 184.0 (22, M^+), 106.1 (6), 105.1 (65), 104.1 (12), 103.1 (14), 92.1 (8), 91.1 (100), 79.1 (11), 78.1 (10), 77.1 (20).

(2-Iodoethyl)benzene (6) [17376-04-4]. Triphenylphosphine (680 mg, 2.59 mmol, 1.04 equiv.) and *N*-iodosuccinimide (NIS) (567 mg, 2.52 mmol, 1.0 equiv.) were added to a pre-dried μW -reactor tube (10–20 mL). The reactor tube was sealed and flushed with N_2 -gas and equipped with a balloon filled with N_2 . The reactor tube was then cooled on an ice-bath before anhydrous DCM (10 mL) was added. 2-Phenylethanol (300 mg, 2.46 mmol, 1 equiv.) was added in one portion to the reaction mixture. The reaction mixture was stirred at 40 °C for 5 h. Samples for GC-MS were withdrawn and measured after 1 h and 5 h. The post-reaction mixture was purified by means of silica column chromatography (for Autoflash) with eluent system DCM (100%) to give the title compound as a red oil (537 mg, 94%). ^1H -NMR (500 MHz, CDCl_3): δ (ppm) = 7.38–7.35 (m, 2H), 7.33–7.29 (m, 1H), 7.24–7.22 (d, $J = 7.0$ Hz, 2H), 3.40–3.37 (t, $J = 7.8$ Hz, 2H), 3.23–3.20 (t, $J = 7.9$ Hz, 2H); ^{13}C -NMR (125 MHz, CDCl_3): δ (ppm) = 140.7, 128.7, 128.4, 126.9, 40.4, 5.8; MS (EI): m/z (%): 232.0 (6, M^+), 127.9 (2), 126.9 (8), 106.1 (17), 105.1 (100), 104.1 (12), 103.1 (26), 91.1 (10), 79.1 (28), 77.1 (33).

(2-Chloroethyl)benzene (5) [622-24-2]. Triphenylphosphine (1.380 g, 5.26 mmol, 2.1 equiv.) and 1,3-dichloro-5,5-dimethylhydantoin (DCH) (498 mg, 2.53 mmol, 1.0 equiv.) were added to a pre-dried μW -reactor tube (10–20 mL). The reactor tube was sealed and flushed with N_2 -gas and equipped with a balloon filled with N_2 . The reactor tube was cooled on an ice-bath before anhydrous DCM (10 mL) was added. The mixture was stirred for 30 min at 40 °C. 2-Phenylethanol (0.3 mL, 2.50 mmol, 1.0 equiv.) was added in one portion to the reaction mixture. The reaction mixture was stirred at 40 °C for 5 h. Samples for HPLC were measured after 1 h and 5 h. The post-reaction mixture was

purified *via* dry loading on a silica column chromatograph (for Autoflash) using DCM (100%) to give the title compound as a transparent oil (215 mg, 61%). ^1H NMR (500 MHz, CDCl_3) δ 7.28 (m, 2H), 7.22 (m, 1H), 7.17 (m, 2H), 3.65 (t, $J = 7.4$ Hz, 2H), 3.01 (t, $J = 7.5$ Hz, 2H). ^{13}C NMR (126 MHz, CDCl_3) δ 138.22, 128.96, 128.71, 127.01, 45.10, 39.31.

(2-Iodoethyl)benzene (6) [17376-04-4]. Triphenylphosphine (1.648 g, 6.28 mmol, 2.5 equiv.) and 1,3-diiodo-5,5-dimethylhydantoin (DIH) (1.114 g, 2.93 mmol, 1.17 equiv.) were added to a pre-dried μW -reactor tube (10–20 mL). The reactor tube was sealed and flushed with N_2 -gas and equipped with a balloon filled with N_2 . The reactor tube was then cooled on an ice-bath before anhydrous DCM (10 mL) was added. 2-Phenylethanol (338 mg, 2.77 mmol) was added in one portion to the reaction mixture and then stirred for 5 h at 40 °C. Samples for GC-MS were withdrawn and measured after 1 h and 5 h. The post-reaction mixture was purified by silica column chromatography (Autoflash) with eluent system DCM (100%) to give the title compound as a transparent oil (546 mg, 85%). ^1H NMR (500 MHz, CDCl_3): δ (ppm) = 7.35 (m, 2H), 7.32–7.25 (m, 1H), 7.24–7.20 (m, 2H), 3.37 (t, $J = 7.8$ Hz, 2H), 3.20 (t, $J = 7.8$ Hz, 2H); ^{13}C NMR (126 MHz, CDCl_3): δ (ppm) = 140.7, 128.7, 128.4, 127.0, 40.5, 5.7; MS (EI): m/z (%): 232.0 (3, M^+), 141.0 (1), 127.0 (5), 106.1 (9), 105.1 (100), 103.1 (13), 91.1 (5), 79.1 (14), 77.1 (17).

Procedure for the solvent screening, Fig. 4

Triphenylphosphine (1.640 g, 6.25 mmol, 2.5 equiv.) and DBH (839 mg, 2.93 mmol, 1.17 equiv.) were transferred to a pre-dried μW -reactor tube (10–20 mL) that was sealed, flushed with N_2 and equipped with a balloon filled with N_2 . The reactor tube was then cooled on an ice-bath whereupon anhydrous solvent (7 mL) was added. 2-Phenylethanol (0.3 mL, 2.50 mmol, 1 equiv.) in anhydrous solvent (3 mL) was added in one portion and then stirred at 40 °C for 15 min. Samples for GC-MS analyses were withdrawn after 15 min reaction time.

Author contributions

Hans-René Bjørsvik: conceptualization, methodology, design of the experiment, flow chemistry, computations, graphics, editing, and writing original draft. Equal contribution by Nicolas Mattias Del Rio Fuenzalida, Eirin Alme, and Frida Johanne Lundevall: experimental synthetic work, flow chemistry, chemical analyses, design of the experiment, writing, review, and editing.

Conflicts of interest

There are no conflicts to declare.

Acknowledgements

E. A. and F. J. L. are grateful to the Department of Chemistry at University of Bergen, for funding their research fellowships.



Notes and references

- 1 R. Appel, *Angew. Chem., Int. Ed. Engl.*, 1975, **14**, 801–811.
- 2 Y. Nishida, Y. Shingu, H. Dohi and K. Kobayashi, *Org. Lett.*, 2003, **5**, 2377–2380.
- 3 H. Vorbrüggen and K. Krolikiewicz, *Tetrahedron*, 1993, **49**, 9353–9372.
- 4 (a) R. M. Denton, J. An and B. Adeniran, *Chem. Commun.*, 2010, **46**, 3025–3027; (b) H. A. van Kalker, S. H. A. M. Leenders, C. R. A. Hommersom, F. P. J. T. Rutjes and F. L. van Delft, *Chem. – Eur. J.*, 2011, **17**, 11290–11295; (c) R. M. Denton, J. An, B. Adeniran, A. J. Blake, W. Lewis and A. M. Poulton, *J. Org. Chem.*, 2011, **76**, 6749–6767; (d) L. Longwitz, S. Jopp and T. Werner, *J. Org. Chem.*, 2019, **84**, 7863–7870; (e) I. Pongener, K. Nikitin and E. M. McGarrigle, *Org. Biomol. Chem.*, 2019, **17**, 7531–7535; (f) A. Jordan, R. M. Denton and H. F. Sneddon, *ACS Sustainable Chem. Eng.*, 2020, **8**, 2300–2309.
- 5 (a) K. A. Roper, H. Lange, A. Polyzos, M. B. Berry, I. R. Baxendale and S. V. Ley, *Beilstein J. Org. Chem.*, 2011, **7**, 1648–1655; (b) R. Morodo, P. Bianchi and J.-C. M. Monbaliu, *Eur. J. Org. Chem.*, 2020, 5236–5277.
- 6 (a) A. Drageset and H.-R. Bjørsvik, *React. Chem. Eng.*, 2016, **1**, 436–444; (b) A. Drageset and H.-R. Bjørsvik, *Eur. J. Org. Chem.*, 2018, 4436–4445; (c) A. Drageset, N. Å. Frøystein, K. W. Törnroos and H.-R. Bjørsvik, *React. Chem. Eng.*, 2019, **4**, 41–51.
- 7 Commercial prices retrieved from <https://www.sigmaaldrich.com/NO/en/> (July 8, 2021): 1,3-Dichloro-5,5-dimethylhydantoin (DCH “available chlorine 68%”) - NOK 278 (€ 27)/250G, 1,3-dibromo-5,5-dimethylhydantoin (DBH “for synthesis”) - NOK 395 (€ 39)/250G, and 1,3-Diiodo-5,5-dimethylhydantoin (DIH $\geq 96\%$) - NOK 2790 (€ 279)/25G.
- 8 M. Ferreri, A. Drageset, C. Gambarotti and H.-R. Bjørsvik, *React. Chem. Eng.*, 2016, **1**, 379–386.
- 9 (a) G. E. P. Box, W. G. Hunter and J. S. Hunter, *Statistics for Experimenters: An Introduction to Design, Data Analysis, and Model Building*, Wiley, New York, 1978; (b) D. C. Montgomery, *Design and Analysis of Experiments*, Wiley, New York, 3rd edn, 1991.
- 10 (a) N. R. Draper and H. Smith, *Applied Regression Analysis*, Wiley, New York, 3rd edn, 1998; (b) D. C. Montgomery and E. A. Peck, *Introduction to linear regression analysis*, Wiley, New York, 1982.
- 11 (a) G. E. P. Box and N. R. Draper, *Empirical Model-Building and Response Surfaces*, Wiley, New York, 1987; (b) R. H. Myers and D. C. Montgomery, *Response Surface Methodology, Process and Product Optimization Using Designed Experiments*, Wiley, New York, 1995.
- 12 (a) The MATLAB program was utilized for the graphical representation of the results and models, see Using MATLAB Version 6 (Nov. 2000), The MathWorks, Inc., Natick, MA, USA; (b) Using MATLAB Graphics Version 6 (Nov. 2000), The MathWorks, Inc., Natick, MA, USA.
- 13 Scaling of the experimental variables z_1 – z_4 was performed according to eqn (2). The scaled low value is set at a value of -1 , and the scaled high value was set at a value of $+1$.
- 14 (a) C. Daniel, *Technometrics*, 1959, **1**, 311–341; (b) C. Daniel, *Application of Statistics to Industrial Experimentation*, Wiley, New York, 1976; (c) G. E. P. Box, W. G. Hunter and J. S. Hunter, *Statistics for experimenters. Design, Innovation, and Discovery*, Wiley, New York, 2nd edn, 2005, pp. 33–34; (d) G. E. P. Box, W. G. Hunter and J. S. Hunter, *Statistics for experimenters. Design, Innovation, and Discovery*, Wiley, New York, 2nd edn, 2005, pp. 203–205.

