

ROBUST DISCRETIZATION OF FLOW IN FRACTURED POROUS MEDIA*

WIETSE M. BOON[†], JAN M. NORDBOTTEN[‡], AND IVAN YOTOV[§]

Abstract. Flow in fractured porous media represents a challenge for discretization methods due to the disparate scales and complex geometry. Herein we propose a new discretization, based on the mixed finite element method and mortar methods. Our formulation is novel in that it employs the normal fluxes as the mortar variable within the mixed finite element framework, resulting in a formulation that couples the flow in the fractures with the surrounding domain with a strong notion of mass conservation. The proposed discretization handles complex, nonmatching grids and allows for fracture intersections and termination in a natural way, as well as spatially varying apertures. The discretization is applicable to both two and three spatial dimensions. A priori analysis shows the method to be optimally convergent with respect to the chosen mixed finite element spaces, which is supported by numerical examples.

Key words. mixed finite element, mortar finite element, fracture flow

AMS subject classifications. 65N12, 65N30, 76S05

DOI. 10.1137/17M1139102

1. Introduction. Fractures are ubiquitous in natural rocks and in many cases have a leading order impact on the structure of fluid flow [1, 12]. Due to great differences in permeability, the fractures may either conduct the flow or act as blocking features. Due to their significant impact, detailed and robust modeling of coupled flow between fractures and a permeable rock is essential in applications spanning from enhanced geothermal systems to CO₂ storage and petroleum extraction.

Because of the complex structure of natural fracture networks [12], it remains a challenge to provide robust and flexible discretization methods. Here, we identify a few distinct features which are attractive from the perspective of applications. The method formulated in this work is specifically designed to meet these goals.

First, we emphasize the importance of mass conservative discretizations. This is of particular significance when the flow field is coupled to transport (of, e.g., heat or composition), as transport schemes are typically very sensitive to nonconservative flow fields [23]. The second property of interest is grid flexibility. This is important both in order to accommodate the structure of the fracture network, but also in order to honor other properties of the problem, such as material heterogeneities or anthropogenic features such as wells [25]. Third, it is necessary that discretization methods are robust in the physically relevant limits. In the case of fractures, it is imperative to allow for arbitrarily large aspect ratios, that is to say, thin fractures

*Received by the editors July 17, 2017; accepted for publication (in revised form) June 11, 2018; published electronically July 19, 2018.

<http://www.siam.org/journals/sinum/56-4/M113910.html>

Funding: The research of the authors was funded in part by the Norwegian Research Council grants 233736, 250223. The research of the third author was partially supported by the US DOE grant DE-FG02-04ER25618 and NSF grant DMS 1418947.

[†]Department of Mathematics, University of Bergen, 5020 Bergen, Norway (wietse.boon@uib.no).

[‡]Department of Civil and Environmental Engineering, Princeton University, Princeton, NJ 08544 and Department of Mathematics, University of Bergen, 5020 Bergen, Norway (jan.nordbotten@uib.no).

[§]Department of Mathematics, University of Pittsburgh, Pittsburgh, PA 15260 (yotov@math.pitt.edu).

with arbitrarily small apertures, including the aperture going to zero as fractures terminate. Finally, our interest is in provably stable and convergent methods.

Since their aspect ratios frequently range as high as 100–1000, it is appealing to consider fractures as lower-dimensional features, as was first explored in [2, 3]. In this setting, we consider a three-dimensional domain of permeable rock, within which (multiple) fractures will be represented by (multiple) two-dimensional manifolds. In the case where two or more fractures intersect, we will naturally also be interested in the intersection lines and points. Our approach handles such manifolds, lines, and points in a unified manner.

Several methods have been proposed to discretize fractured porous media, some of which are reviewed below. However, to our knowledge, no method has been presented which fulfills the four design goals outlined above.

A natural discretization approach to obtain conservative discretizations is to consider finite volume methods adapted to fracture networks (see, e.g., [22, 32]). Here, the fractures are added as hybrid cells between the matrix cells. The small cells which are formed at the intersections are then excluded with the use of transformations in order to save condition numbers and computational cost. However, the formulation requires the grids to match along the fractures. The incorporation of nonmatching grids along faults was analyzed in [34] and in a different setting in [17]. While the presented finite volume formulations are formally consistent methods, convergence analyses of these methods are lacking.

Alternatively, the extended finite element approach [11, 15, 33] is a method in which the surroundings are meshed independently from the fractures. The fracture meshes are then added afterward, crossing through the domain and cutting the elements. Although this may be attractive from a meshing perspective, the cut elements may become arbitrarily small such that special constructions are needed to ensure stability. Such constructions are typically introduced whenever multiple fractures, intersections, and fracture endings are considered in the model. Our aim is to develop a method with a unified approach to such features and a different approach is therefore chosen. Admittedly, the construction of meshes will be more involved for complicated cases but we aim to relieve this by allowing for nonmatching grids.

The mixed finite element (MFE) method [9, 10] is employed in this work, since it provides two important advantages. The method defines the flux as a separate variable and mass conservation can therefore be imposed locally. Furthermore, the tools necessary to perform rigorous analysis can be adapted from those available in the literature.

Mortar methods, as introduced in [8], form an appealing framework for fracture modeling, since both nonmatching grids and intersections are naturally handled. The combination with MFE has since been explored extensively (see, e.g., [5, 29]). The idea of conductive fractures was first exploited in [16, 26], where Darcy flow is allowed inside the mortar space based on the pressure variable. However, in previously developed mortar MFE methods, the choice of using the pressure variable in the mortar space does not allow for strong flux continuity.

Herein we propose a new method, based on the structure of mortar MFE methods. Our formulation is novel in that it employs the fluxes as the mortar variable within the MFE framework. Thus, the proposed method couples the flow in fractures with the surrounding domain using a stronger notion of mass conservation. For domain decomposition with matching grids, a flux Lagrange multiplier for MFE methods was proposed in [21]. To the best of our knowledge, this technique has not been explored in

the context of mortar MFE methods on nonmatching grids. The method is designed with the four goals outlined above in mind.

We formulate the method hierarchically, which allows for a unified treatment of the permeable domain, the fractures, intersection lines, and intersection points in arbitrary dimensions. We show through rigorous analysis that the method is robust with respect to the aspect ratio, but we exclude the case of degenerate normal permeability from our analysis. The numerical results verify all the analytical results and furthermore indicate stability also in the case of degenerate normal permeability.

The paper is organized as follows. Section 2 introduces the model in a continuous setting and explains the concept of composite function spaces formed by function spaces with different dimensions. Section 3 is devoted to the discretized problem and the analytical proofs of properties such as stability and convergence. Finally, results of numerical experiments confirming the theory in two and three dimensions are presented in section 4. We point out that a full numerical comparison to the alternative discretization methods discussed above has been conducted separately as part of a benchmark study [14].

2. Model formulation. In this section, we first describe the notion of working with subdomains with different dimensions and introduce the notation used in this paper. Next, the governing equations for the continuous problem are derived and presented. The section is concluded with the derivation of the weak formulation of the problem.

2.1. Geometric representation. Consider an n -dimensional domain Ω , which is decomposed into subdomains with different dimensionalities. Here, we consider the ambient dimension of the problem n equal to 2 or 3. The subdomains of dimension $n - 1$ then represent fractures, whereas the lower-dimensional domains then represent intersection lines and points.

We start by establishing notation. Let N^d denote the total number of d -dimensional subdomains, which are d -manifolds denoted by Ω_i^d with $0 \leq d \leq n$ and counting index $i \in \{1, 2, \dots, N^d\}$. For notational simplicity, the union of all d -dimensional subdomains is denoted by Ω^d :

$$\Omega^d = \bigcup_{i=1}^{N^d} \Omega_i^d.$$

A key concept in the decomposition is that all intersections of d -dimensional subdomains are considered as $(d - 1)$ -dimensional domains. In turn, the domain Ω^{d-1} is excluded from Ω^d . For example, the point at the intersection between two lines becomes a new, lower-dimensional subdomain Ω^0 which is removed from Ω^1 . In turn, all subdomains Ω_i^d are disjoint. An illustration of the decomposition in two dimensions is given in Figure 1 (left). The procedural decomposition by dimension applies equally well to problems in three dimensions.

In our model, we consider flow between domains of codimension one (e.g., between fracture and matrix). We therefore introduce interfaces between subdomains of successive dimension. We will only consider interfaces of dimension d between Ω^d and Ω^{d+1} . Thus, for each subdomain Ω_i^d with $d \leq n - 1$, we define \mathcal{J}_i^d as a set of local counting indices which enumerates the adjacent d -interfaces to Ω^{d+1} . In turn, each d -dimensional interface is denoted by Γ_{ij}^d with $j \in \mathcal{J}_i^d$. Analogous to the notation

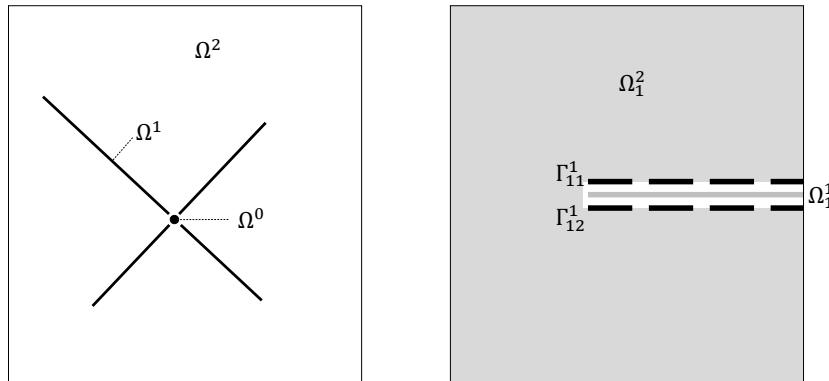


FIG. 1. (Left) The domain is decomposed into subdomains where the dimensionality of each subdomain is given by the superscript. This decomposition allows us to model fractures and intersections as lower-dimensional features in the domain. In this particular illustration, we have four fracture segments, thus $N^1 = 4$. (Right) The interface Γ^1 in the case of a single, immersed fracture. We define Γ as the union of interfaces between domains of codimension one.

introduced above, we define the following geometric entities as

$$\Gamma_i^d = \bigcup_{j \in \mathcal{J}_i^d} \Gamma_{ij}^d, \quad \Gamma^d = \bigcup_{i=1}^{N^d} \Gamma_i^d, \quad \Gamma = \bigcup_{d=0}^{n-1} \Gamma^d.$$

Note that each interface Γ_{ij}^d coincides spatially with Ω_i^d , but its importance lies in being an interface to an adjacent $(d+1)$ -dimensional domains. For example, in the case a fracture Ω_1^2 is completely immersed in Ω^3 , then Γ_1^2 will consist of two sections corresponding to the two sides of the fracture. An illustration of Γ^1 in a two-dimensional setting is given in Figure 1 (right).

At this point, we have the necessary entities to introduce the dimensional decomposition of the domain Ω and its boundary:

$$(2.1) \quad \Omega \cup \partial\Omega = \left(\bigcup_{d=0}^n \Omega^d \right) \cup \left(\bigcup_{d=1}^n \partial\Omega^d \setminus \Gamma^{d-1} \right).$$

Let ν denote the outward unit normal to Ω^d , defined on $\partial\Omega^d$. By definition, ν on Γ^d is thus directed from Ω^{d+1} to Ω^d , i.e., toward the lower-dimensional subdomain.

The boundary of the model domain will enter naturally with the governing equations below. We emphasize that domains of any dimension may contact the domain boundary. Also, the case of subdomains with codimension two will not be considered in this work (e.g., line wells in three dimensions or two planar fractures meeting at a point). Nevertheless, it is possible to fit those cases into this framework by introducing specifically constructed subdomains of intermediate dimension.

As a minor comment we note that the geometric representation, as well as much of the analysis below, can be generalized to calculus on manifolds. However, while the framework of manifolds does increase the mathematical elegance, and in some places simplifies and makes the exposition more precise, we believe that the current presentation is accessible to a wider readership. As an immediate consequence of this choice, we will from here on assume that all domains Ω_i^d are flat.

2.2. Governing equations. The model considered in this work is governed by two physical relationships, namely, mass conservation and Darcy’s law. In particular, it is assumed that Darcy’s law holds not just in the porous material, but also in all lower-dimensional subdomains. This corresponds to the physical situation of either thin open fractures (Poiseuille flow) or fractures filled with some material. The mathematical representations of these relationships have been well established and employed by several models [4, 5, 11, 16]. Here, we will introduce these relationships within the dimensional decomposition framework. Starting with the governing equations in the surrounding regions, we then continue with their analogues in lower-dimensional subdomains and finish with the coupling equations.

First, let us consider the surroundings Ω^n . We aim to find the flux \mathbf{u}^n and pressure p^n satisfying

$$\begin{aligned}
 (2.2a) \quad & \mathbf{u}^n = -K\nabla p^n && \text{in } \Omega^n, \\
 (2.2b) \quad & \nabla \cdot \mathbf{u}^n = f && \text{in } \Omega^n, \\
 (2.2c) \quad & p^n = g && \text{on } \partial\Omega_D^n, \\
 (2.2d) \quad & \mathbf{u}^n \cdot \boldsymbol{\nu} = 0 && \text{on } \partial\Omega_N^n.
 \end{aligned}$$

Here, K is a bounded, symmetric, positive definite, $n \times n$ tensor representing the material permeability. Equation (2.2a) is known as Darcy’s law and (2.2b) is conservation of mass in the case of incompressible fluids.

Moreover, we assume that the boundary of Ω is parititioned as $\partial\Omega = \partial\Omega_D \cup \partial\Omega_N$ with $\partial\Omega_D \cap \partial\Omega_N = \emptyset$ and $\partial\Omega_D$ with positive measure. We assume that each subdomain Ω_i^n of Ω^n has a nonempty Dirichlet boundary, i.e., $|\partial\Omega_i^n \cap \partial\Omega_D| > 0$. The following notation is then employed within the dimensional decomposition framework:

$$\partial\Omega_D^d = \partial\Omega^d \cap \partial\Omega_D, \quad \partial\Omega_N^d = \partial\Omega^d \cap \partial\Omega_N, \quad 1 \leq d \leq n.$$

We continue with the governing equations defined on the lower-dimensional subdomains. In order to derive these equations with the correct scaling, two physical parameters are introduced, inherent to the geometry of the problem. First, on each interface Γ_{ij}^d , $0 \leq d \leq n - 1$, let γ_{ij}^d denote the virtual length from the interface to the central plane, line, or point of the physical feature which has been reduced to Ω_i^d . On the matrix-fracture interface Γ_{ij}^{n-1} , for example, the parameter γ_{ij}^{n-1} represents half the width of the physical fracture. For brevity, we will generally omit the indices on γ and all other parameters.

Second, on each subdomain Ω_i^d with $0 \leq d \leq n - 1$, let ϵ represent the square root of the cross-sectional length if $d = n - 1$, area if $d = n - 2$, or volume if $d = n - 3$. Ergo, ϵ scales as $\gamma^{\frac{n-d}{2}}$ by definition. We assume that both ϵ and γ are bounded and known a priori and are extended to the surroundings by setting $\epsilon = \gamma = 1$ in Ω^n .

We allow for ϵ and γ to be spatially varying. As such, we are particularly interested in the case of closing fractures, i.e., where ϵ and γ decrease to zero. Regarding the rate at which this is allowed within our setting, we assume that the following inequality holds almost everywhere in the sense of the Lebesgue measure:

$$(2.3) \quad |\nabla\epsilon| \lesssim \epsilon^{\frac{1}{2}}$$

with $|\cdot|$ denoting the Euclidean norm.

Here, and onward, the notation $a \lesssim b$ is used to imply that a constant $C > 0$ exists, independent of ϵ , γ , and later the mesh-size h such that $a \leq Cb$. The relations \gtrsim and \approx have analogous meaning.

The hat-notation $\hat{\epsilon}$ is used to denote the trace of ϵ onto Γ_{ij}^d from one level higher, i.e., ϵ defined on Ω^{d+1} :

$$\hat{\epsilon}_{ij}^d := \epsilon^{d+1}|_{\Gamma_{ij}^d}, \quad j \in \mathcal{J}_i^d, \quad 0 \leq d \leq n-1.$$

Due to the construction of the dimensional decomposition, we assume that Ω_i^d borders on at least one subdomain Ω_j^{d+1} with strictly positive aperture. We then introduce the index $j_{\max} \in \mathcal{J}_i^d$:

$$j_{\max} = \arg \max_{j \in \mathcal{J}_i^d} \left(\min_{x \in \Gamma_{ij}^d} \hat{\epsilon}_{ij}^d(x) \right) \quad \text{for each } \Omega_i^d, \quad 0 \leq d \leq n-1.$$

We use the above assumption to conclude that $\hat{\epsilon}_{i,j_{\max}}^d$ is strictly positive. Let

$$(2.4) \quad \hat{\epsilon}_{\max}^d(x) := \hat{\epsilon}_{i,j_{\max}}^d(x) > 0, \quad x \in \Omega_i^d, \quad 0 \leq d \leq n-1.$$

In the setting considered in this work, the relationship between ϵ and $\hat{\epsilon}_{\max}$ is then assumed to satisfy

$$(2.5) \quad \left\| \epsilon^{\frac{1}{2}} \right\|_{L^\infty(\Omega_i^d)} \left\| \hat{\epsilon}_{\max}^{-1} \right\|_{L^\infty(\Omega_i^d)} \lesssim 1, \quad 1 \leq d \leq n.$$

Remark 2.1. Property (2.5) can be justified as follows: for $d \geq 1$ and $n \leq 3$, we have

$$\hat{\epsilon}_{\max}^{-1} \epsilon^{\frac{1}{2}} \approx \hat{\gamma}^{-\frac{n-(d+1)}{2}} \gamma^{\frac{n-d}{4}} \lesssim \gamma^{-\frac{n-d}{4} + \frac{1}{2}} \lesssim \gamma^0 = 1.$$

Since this relationship will later be used for the fluxes in Ω^d , (2.5) is not necessarily imposed for $d = 0$.

With the defined ϵ , we introduce the scaled flux \mathbf{u}^d in the tangent plane of Ω^d , $1 \leq d \leq n$, such that

$$(2.6) \quad \mathbf{u}^d := \epsilon \mathbf{u}_{avg}^d$$

with \mathbf{u}_{avg}^d as the average, tangential flux in Ω^d . In other words, \mathbf{u}^d can be described as an intermediate definition between the average flux \mathbf{u}_{avg}^d and the integrated flux (given by $\epsilon \mathbf{u}^d$). It is reminiscent of the scaled flux presented in [6].

In order to derive the conservation equation on a lower-dimensional surface, the fluxes entering through the boundary Γ^d must be accounted for [28]. Let λ^d , $0 \leq d \leq n-1$, denote $\mathbf{u}^{d+1} \cdot \boldsymbol{\nu}$ on Γ^d . Here $\boldsymbol{\nu}$ is the normal vector associated with Γ^d as defined in subsection 2.1.

Mass may enter the fracture from one side and continue tangentially through the fracture creating a (pointwise) difference in normal fluxes. To capture this jump, λ^d will consist of multiple components λ_{ij}^d , each representing a scaled flux across Γ_{ij}^d .

Recall the set \mathcal{J}_i^d of local indices at Ω_i^d as defined in subsection 2.1. The jump operator is then given by

$$(2.7) \quad \llbracket \cdot \rrbracket : L^2(\Gamma^d) \rightarrow L^2(\Omega^d), \quad \llbracket \lambda \rrbracket|_{\Omega_i^d} = - \sum_{j \in \mathcal{J}_i^d} \lambda_{ij}^d, \quad 0 \leq d \leq n-1.$$

The definitions introduced in this section allow us to deduce the mass conservation equation for the lower-dimensional domains. Let us consider Ω^1 with $n = 2$

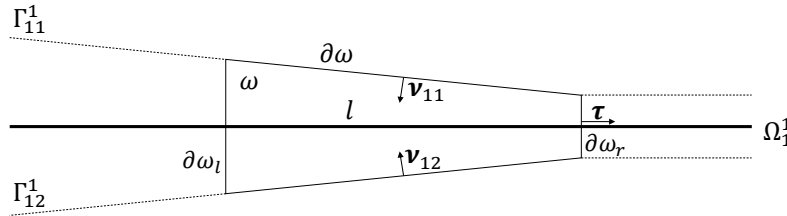


FIG. 2. Local geometry for derivation of the conservation law. Ω^1 represents the reduced, lower-dimensional manifold whereas the boundary between the fracture and matrix is given by Γ .

and integrate the mass conservation equation (2.2b) over a quadrilateral region ω illustrated in Figure 2.

We apply the divergence theorem on ω to derive

$$(2.8) \quad \int_{\omega} \nabla \cdot \mathbf{u} = \int_{\partial\omega_r} \mathbf{u} \cdot \boldsymbol{\tau} - \int_{\partial\omega_l} \mathbf{u} \cdot \boldsymbol{\tau} - \int_{\partial\omega \cap \Gamma} \mathbf{u} \cdot \boldsymbol{\nu}.$$

Next, we let the width of ω , given by l , decrease to zero. The definition of the scaled fluxes from (2.6) and the factor $\hat{\epsilon} = 1$ gives us

$$(2.9) \quad \begin{aligned} \lim_{l \rightarrow 0} l^{-1} \int_{\omega} \nabla \cdot \mathbf{u} &= \nabla_{\tau} \cdot \epsilon \mathbf{u}^1 + \left[\left(1 + \left| \nabla_{\tau} \frac{\gamma}{2} \right|^2 \right)^{\frac{1}{2}} \hat{\epsilon} \mathbf{u}^2 \cdot \boldsymbol{\nu} \right] \\ &= \nabla_{\tau} \cdot \epsilon \mathbf{u}^1 + \left[\left(1 + \left| \nabla_{\tau} \frac{\gamma}{2} \right|^2 \right)^{\frac{1}{2}} \hat{\epsilon} \lambda^1 \right] \end{aligned}$$

with ∇_{τ} the nabla operator tangential to Ω^1 . Note that the term $(1 + |\nabla_{\tau} \frac{\gamma}{2}|^2)^{\frac{1}{2}}$ is close to unity since the changes in aperture are small by (2.3). We will therefore omit this factor for simplicity of exposition, while understanding that it can be subsumed into the definition of $\hat{\epsilon}$ at no additional theoretical complexity, and thus state the resulting conservation law as

$$(2.10) \quad \nabla \cdot \epsilon \mathbf{u}^d + \llbracket \hat{\epsilon} \lambda^d \rrbracket = \epsilon^2 f^d \quad \text{in } \Omega^d, \quad 1 \leq d \leq n - 1.$$

Here, f^d represents the averaged source terms within Ω^d . From here on, we denote ∇ as the d -dimensional vector differential operator in Ω^d . The case $d = 0$ deserves additional attention since there is no tangential direction in which flow is possible. In turn, the mass conservation equation is reduced to

$$(2.11) \quad \llbracket \hat{\epsilon} \lambda^0 \rrbracket = \epsilon^2 f^0 \quad \text{in } \Omega^0.$$

Equation (2.10) is simplified by introducing the semidiscrete differential operator D :

$$(2.12) \quad D \cdot [\mathbf{u}^d, \lambda^d] := \nabla \cdot \mathbf{u}^d + \llbracket \lambda^d \rrbracket.$$

Continuing with the constitutive relationships, we consider Darcy's law in lower dimensions as described by the following linear expression:

$$(2.13) \quad \epsilon^{-1} \mathbf{u}^d = -K \nabla p^d \quad \text{in } \Omega^d, \quad 1 \leq d \leq n - 1.$$

Note that we abuse notation once more by defining the permeability K as a positive-definite $d \times d$ tensor in Ω^d .

The required boundary conditions for the lower-dimensional problems are chosen in the following way. First, the fracture may cross the domain and end on the boundary $\partial\Omega$. In that case, the imposed boundary condition in Ω^d is chosen to coincide with the boundary condition defined for the corresponding portion of $\partial\Omega$. In other words, if the fracture ends on $\partial\Omega_N$, a no-flux condition is imposed. On the other hand, if it ends on $\partial\Omega_D$, the pressure value is set to the average of g across the cross section of Ω^d , which we denote by g^d .

$$\begin{aligned} p^d &= g^d && \text{on } \partial\Omega_D^d, \\ \mathbf{u}^d \cdot \boldsymbol{\nu} &= 0 && \text{on } \partial\Omega_N^d, \end{aligned} \quad 1 \leq d \leq n-1.$$

The remainder of $\partial\Omega^d$ either borders on a lower-dimensional domain or represents an immersed tip. In the former case, a flux boundary condition is imposed on Γ^{d-1} using the previously defined variable λ^{d-1} . In the case of immersed tips, we assume that the mass transfer through the tip is negligible due to the large ratio between the fracture aperture and length. Therefore, in accordance with [4], a no-flux boundary condition is imposed. The boundary conditions are summarized as

$$\begin{aligned} \mathbf{u}^d \cdot \boldsymbol{\nu} &= \lambda^{d-1} && \text{on } \Gamma^{d-1}, \quad 1 \leq d \leq n, \\ \mathbf{u}^d \cdot \boldsymbol{\nu} &= 0 && \text{on } \partial\Omega^d \setminus (\Gamma^{d-1} \cup \partial\Omega), \quad 1 \leq d \leq n-1. \end{aligned}$$

We will also allow for $\epsilon \downarrow 0$ at fracture tips, leading to a degenerate equation wherein the boundary condition is mute.

Analogous to [4, 26], Darcy's law is assumed to describe the flow normal to the fracture. For this, we introduce the normal permeability K_ν^d in Ω^d and impose the following relationship between the scaled, normal flux λ^d and the pressure difference on Γ_{ij}^d :

$$(2.14) \quad \hat{\epsilon}^{-1} \lambda_{ij}^d = -K_\nu \frac{p_i^d - p^{d+1}|_{\Gamma_{ij}^d}}{\gamma}, \quad 0 \leq d \leq n-1,$$

where we use the notation $p_i^d = p^d|_{\Omega_i^d}$. Moreover, sufficient regularity of p is assumed in order to take such traces.

The above represents the full description of the model equations considered herein and is the setting in which the numerical method is constructed and validated. However, the analysis of both the continuous and discrete settings is restricted to the case where we have two further constants c_0 and c_1 such that the normal permeability is not degenerate in the sense

$$(2.15) \quad 0 < c_0 \leq \gamma K_\nu^{-1} \leq c_1 < \infty,$$

similar to [26]. We note in particular that the lower bound is needed for the completeness of the solution space under the chosen norms; see Lemma 2.2.

The above equations comprise our model problem for flow in fractured porous media.

2.3. Weak formulation. Let us continue by deriving the weak formulation of the problem. For this, we introduce the function spaces associated with the dimensional decomposition introduced in subsection 2.1. For each value of d denoting the

dimensionality, let the function space \mathbf{V}^d contain the (tangential) flux, let Λ^d contain the flux across subdomain interfaces, and let Q^d contain the pressure. For the continuous weak formulation, we define these function spaces as

$$\begin{aligned} \mathbf{V}^d &= \left\{ \mathbf{v} \in (L^2(\Omega^d))^d : \nabla \cdot \epsilon \mathbf{v} \in L^2(\Omega^d), (\epsilon \mathbf{v} \cdot \boldsymbol{\nu})|_{\partial\Omega^d \setminus (\Gamma^{d-1} \cup \partial\Omega_D)} = 0 \right\}, & 1 \leq d \leq n, \\ \Lambda^d &= L^2(\Gamma^d), & 0 \leq d \leq n-1, \\ Q^d &= L^2(\Omega^d), & 0 \leq d \leq n. \end{aligned}$$

The key tool used to create a succinct method is to create dimensionally structured function spaces by applying the direct sum over all different dimensionalities. Particularly, we define the composite function spaces

$$(2.16) \quad \mathcal{V} = \bigoplus_{d=1}^n \mathbf{V}^d, \quad \Lambda = \bigoplus_{d=0}^{n-1} \Lambda^d, \quad \mathcal{Q} = \bigoplus_{d=0}^n Q^d.$$

The dimensionally structured space Λ will contain the normal flux across Γ and act as a mortar space. To avoid doubly defining the normal fluxes across Γ with functions from \mathcal{V} and Λ , a final function space is defined containing functions with zero normal flux across Γ :

$$(2.17) \quad \begin{aligned} \mathbf{V}_0^d &= \{ \mathbf{v} \in \mathbf{V}^d : \epsilon \mathbf{v} \cdot \boldsymbol{\nu} = 0 \text{ on } \Gamma^{d-1} \}, & 1 \leq d \leq n, \\ \mathcal{V}_0 &= \bigoplus_{d=1}^n \mathbf{V}_0^d. \end{aligned}$$

To rigorously impose the essential boundary condition on Γ , a linear extension operator \mathcal{R} is introduced for functions belonging to Λ . The construction of this operator is done using the dimensional decomposition. For $0 \leq d \leq n-1$, let the operator $\mathcal{R}^d : \Lambda^d \rightarrow \mathbf{V}^{d+1}$ be defined such that

$$(2.18) \quad \mathcal{R}^d \lambda^d \cdot \boldsymbol{\nu} = \begin{cases} \lambda^d & \text{on } \Gamma^d, \\ 0 & \text{on } \partial\Omega^{d+1} \setminus \Gamma^d, \end{cases}$$

in which $\boldsymbol{\nu}$ represents the unit normal vector associated with Γ^d . The image of \mathcal{R}^d has slightly higher regularity than $H(\text{div}; \Omega^{d+1})$ with normal trace in $L^2(\partial\Omega^{d+1})$. Now, let us define the operator $\mathcal{R} : \Lambda \rightarrow \mathcal{V}$ as

$$\mathcal{R}\lambda = \bigoplus_{d=0}^{n-1} \mathcal{R}^d \lambda^d.$$

At this point, some freedom remains in the choice of \mathcal{R} . Even though the resulting method is not affected by the eventual choice, a specific extension operator is constructed later in (2.24), which has favorable properties for the sake of the analysis.

Due to this construction, the flux will always be composed of a pair (\mathbf{u}_0, λ) which gives rise to the space \mathcal{X} given by

$$(2.19) \quad \mathcal{X} = \bigoplus_{d=1}^n (\mathbf{V}_0^d \times \Lambda^{d-1}).$$

With the appropriate function spaces and operators defined, we continue with the derivation of the weak form of the problem. The derivation is standard for all equations except for (2.14), which requires some additional attention. For a given Ω_i^d , $0 \leq d \leq n-1$, let us test (2.14) with a function $\mu^d \in \Lambda^d$. After summation over $j \in \mathcal{J}_i^d$, we obtain

$$(2.20) \quad \sum_{j \in \mathcal{J}_i^d} \langle \gamma K_\nu^{-1} \lambda_{ij}^d, \mu_{ij}^d \rangle_{\Gamma_{ij}^d} = \sum_{j \in \mathcal{J}_i^d} \langle p^{d+1}, \hat{\epsilon} \mu_{ij}^d \rangle_{\Gamma_{ij}^d} + (p_i^d, \llbracket \hat{\epsilon} \mu^d \rrbracket)_{\Omega_i^d},$$

where $\langle \cdot, \cdot \rangle_{\Gamma_{ij}^d}$ and $(\cdot, \cdot)_{\Omega_i^d}$ denote the L^2 -inner products on Γ_{ij}^d and Ω_i^d , respectively. A useful aspect of this relationship is that the first term on the right-hand side is exactly the boundary term which appears in the weak form of Darcy's law (2.13) after partial integration. The notation is simplified by introducing the inner products and the associated norms in the dimensional decomposition framework:

$$\begin{aligned} (\cdot, \cdot)_\Omega &= \sum_{d=0}^n (\cdot, \cdot)_{\Omega^d} = \sum_{d=0}^n \sum_{i=1}^{N^d} (\cdot, \cdot)_{\Omega_i^d}, & \|\cdot\|_{L^2(\Omega)}^2 &= \sum_{d=0}^n \|\cdot\|_{L^2(\Omega^d)}^2, \\ \langle \cdot, \cdot \rangle_\Gamma &= \sum_{d=0}^{n-1} \langle \cdot, \cdot \rangle_{\Gamma^d} = \sum_{d=0}^{n-1} \sum_{i=1}^{N^d} \sum_{j \in \mathcal{J}_i^d} \langle \cdot, \cdot \rangle_{\Gamma_{ij}^d}, & \|\cdot\|_{L^2(\Gamma)}^2 &= \sum_{d=0}^{n-1} \|\cdot\|_{L^2(\Gamma^d)}^2. \end{aligned}$$

We are now ready to state the variational form of the problem:

The weak solution $(\mathbf{u}_0, \lambda, p) \in \mathcal{V}_0 \times \Lambda \times \mathcal{Q}$ satisfies

$$(2.21a) \quad (K^{-1}(\mathbf{u}_0 + \mathcal{R}\lambda), \mathbf{v}_0)_\Omega - (p, \nabla \cdot \epsilon \mathbf{v}_0)_\Omega = -\langle g, \epsilon \mathbf{v}_0 \cdot \boldsymbol{\nu} \rangle_{\partial\Omega_D} \quad \forall \mathbf{v}_0 \in \mathcal{V}_0,$$

$$(2.21b) \quad (K^{-1}(\mathbf{u}_0 + \mathcal{R}\lambda), \mathcal{R}\mu)_\Omega - (p, \nabla \cdot \epsilon \mathcal{R}\mu)_\Omega + \langle \gamma K_\nu^{-1} \lambda, \mu \rangle_\Gamma - (p, \llbracket \hat{\epsilon} \mu \rrbracket)_\Omega = 0 \quad \forall \mu \in \Lambda,$$

$$(2.21c) \quad -(\nabla \cdot \epsilon(\mathbf{u}_0 + \mathcal{R}\lambda), q)_\Omega - (\llbracket \hat{\epsilon} \lambda \rrbracket, q)_\Omega = -(\epsilon^2 f, q)_\Omega \quad \forall q \in \mathcal{Q}.$$

We set all functions not defined for certain indexes (such as \mathbf{u}_0^0 and λ^n) to zero such that the unified presentation is well-defined. Equation (2.21a) follows from (2.2a) and (2.13), whereas (2.21b) follows additionally from (2.20). Finally, (2.21c) follows from (2.2b), (2.10), and (2.11). In the above, we assume that $g \in H^{\frac{1}{2}}(\partial\Omega_D)$ and $f \in L^2(\Omega)$ which guarantees that the right-hand side terms in (2.21a) and (2.21b) are well-defined. In particular, since $\epsilon \mathbf{v}_0^d \in H(\text{div}; \Omega^d)$ and $\epsilon \mathbf{v}_0^d \cdot \boldsymbol{\nu} = 0$ on $\partial\Omega^d \setminus \partial\Omega_D^d$, then $\epsilon \mathbf{v}_0^d \cdot \boldsymbol{\nu} \in H^{-\frac{1}{2}}(\partial\Omega_D^d)$; see, e.g., [19].

We note that for fractures which have $\epsilon = \gamma = 0$ uniformly, this model reduces to a domain decomposition method which uses λ as a flux mortar to impose continuity of pressure in a weak sense.

The next step is to observe that the system (2.21) can be classified as a saddle-point problem. For this purpose, we rewrite the problem into a different format by using the divergence operator D from (2.12) and the bilinear forms a and b given by

$$(2.22a) \quad a(\mathbf{u}_0, \lambda; \mathbf{v}_0, \mu) = (K^{-1}(\mathbf{u}_0 + \mathcal{R}\lambda), \mathbf{v}_0 + \mathcal{R}\mu)_\Omega + \langle \gamma K_\nu^{-1} \lambda, \mu \rangle_\Gamma,$$

$$(2.22b) \quad b(\mathbf{v}_0, \mu; p) = -(p, D \cdot [\epsilon(\mathbf{v}_0 + \mathcal{R}\mu), \hat{\epsilon} \mu])_\Omega.$$

These definitions allow us to rewrite system (2.21) to the following, equivalent problem:

Find the functions $(\mathbf{u}_0, \lambda, p) \in \mathcal{V}_0 \times \Lambda \times \mathcal{Q}$ such that

$$(2.23) \quad a(\mathbf{u}_0, \lambda; \mathbf{v}_0, \mu) + b(\mathbf{v}_0, \mu; p) - b(\mathbf{u}_0, \lambda; q) = -\langle g, \epsilon \mathbf{v}_0 \cdot \boldsymbol{\nu} \rangle_{\partial\Omega_D} + (\epsilon^2 f, q)_\Omega$$

for all $(\mathbf{v}_0, \mu, q) \in \mathcal{V}_0 \times \Lambda \times \mathcal{Q}$.

2.4. Well-posedness. Before proceeding to the discretization, it is important to analyze the variational problem (2.23) in the continuous sense. To that end, we present a proof of the well-posedness of this problem within the dimensional hierarchy setting.

For the purpose of the analysis, let us introduce a specific extension operator $\mathcal{R} : \Lambda \rightarrow \mathcal{V}$. For $1 \leq d \leq n$, let $\mathcal{R}^{d-1} \lambda^{d-1} \in \mathbf{V}^d$ and an auxiliary variable $p_\lambda^d \in Q^d$ be defined as the solution to the following problem:

$$(2.24a) \quad (K^{-1} \mathcal{R}^{d-1} \lambda^{d-1}, \mathbf{v}_0^d)_{\Omega^d} - (p_\lambda^d, \nabla \cdot \epsilon \mathbf{v}_0^d)_{\Omega^d} = 0 \quad \forall \mathbf{v}_0^d \in \mathbf{V}_0^d,$$

$$(2.24b) \quad (\nabla \cdot \epsilon \mathcal{R}^{d-1} \lambda^{d-1}, q^d)_{\Omega^d} + (\epsilon p_\lambda^d, q^d)_{\Omega^d} = 0 \quad \forall q^d \in Q^d,$$

$$(2.24c) \quad \mathcal{R}^{d-1} \lambda^{d-1} \cdot \boldsymbol{\nu} = \lambda^{d-1} \quad \text{on } \Gamma^{d-1},$$

$$(2.24d) \quad \mathcal{R}^{d-1} \lambda^{d-1} \cdot \boldsymbol{\nu} = 0 \quad \text{on } \partial\Omega^d \setminus \Gamma^{d-1}.$$

Note that the boundary conditions are chosen such that $\mathcal{R}^{d-1} \lambda^{d-1}$ is a suitable extension compliant with (2.18).

LEMMA 2.1. *The solution $(\mathcal{R}^{d-1} \lambda^{d-1}, p_\lambda^d) \in \mathbf{V}^d \times Q^d$ to problem (2.24) satisfies the following bounds:*

$$(2.25a) \quad \left\| K^{-\frac{1}{2}} \mathcal{R}^{d-1} \lambda^{d-1} \right\|_{L^2(\Omega^d)} + \left\| \epsilon^{\frac{1}{2}} p_\lambda^d \right\|_{L^2(\Omega^d)} \lesssim \left\| \lambda^{d-1} \right\|_{L^2(\Gamma^{d-1})},$$

$$(2.25b) \quad \left\| \nabla \cdot \epsilon \mathcal{R}^{d-1} \lambda^{d-1} \right\|_{L^2(\Omega^d)} \lesssim \left\| \epsilon_{\max}^{\frac{1}{2}} \lambda^{d-1} \right\|_{L^2(\Gamma^{d-1})},$$

where $\epsilon_{\max} |_{\Omega_i^d} = \|\epsilon\|_{L^\infty(\Omega_i^d)}$.

Proof. Let us introduce the function \mathbf{v}_λ^d as the $H(\text{div})$ -extension of λ^{d-1} described in [30, section 4.1.2]. In particular, $\mathbf{v}_\lambda^d \cdot \boldsymbol{\nu} = \lambda^{d-1}$ and it satisfies the following bound:

$$(2.26) \quad \left\| \mathbf{v}_\lambda^d \right\|_{L^2(\Omega^d)}^2 + \left\| \nabla \cdot \mathbf{v}_\lambda^d \right\|_{L^2(\Omega^d)}^2 \lesssim \left\| \lambda^{d-1} \right\|_{L^2(\Gamma^{d-1})}^2.$$

Inequality (2.25a) is formed by setting the test functions in (2.24) as $\mathbf{v}_0^d = \mathcal{R}^{d-1} \lambda^{d-1} - \mathbf{v}_\lambda^d$ and $q^d = p_\lambda^d$. After summation of the equations, we obtain

$$\begin{aligned} & \left\| K^{-\frac{1}{2}} \mathcal{R}^{d-1} \lambda^{d-1} \right\|_{L^2(\Omega^d)}^2 + \left\| \epsilon^{\frac{1}{2}} p_\lambda^d \right\|_{L^2(\Omega^d)}^2 \\ &= (K^{-1} \mathcal{R}^{d-1} \lambda^{d-1}, \mathbf{v}_\lambda^d)_{\Omega^d} + (p_\lambda^d, \nabla \cdot \epsilon \mathbf{v}_\lambda^d)_{\Omega^d} \\ &= (K^{-1} \mathcal{R}^{d-1} \lambda^{d-1}, \mathbf{v}_\lambda^d)_{\Omega^d} + (p_\lambda^d \nabla \epsilon, \mathbf{v}_\lambda^d)_{\Omega^d} + (\epsilon p_\lambda^d, \nabla \cdot \mathbf{v}_\lambda^d)_{\Omega^d}. \end{aligned}$$

The Cauchy–Schwarz inequality is then used followed by the positive-definiteness of K , the bound on $\nabla \epsilon$ from (2.3), and (2.26) to give

$$(2.27) \quad \begin{aligned} & \left\| K^{-\frac{1}{2}} \mathcal{R}^{d-1} \lambda^{d-1} \right\|_{L^2(\Omega^d)}^2 + \left\| \epsilon^{\frac{1}{2}} p_\lambda^d \right\|_{L^2(\Omega^d)}^2 \\ & \lesssim \left(\left\| K^{-\frac{1}{2}} \mathcal{R}^{d-1} \lambda^{d-1} \right\|_{L^2(\Omega^d)} + \left\| \epsilon^{\frac{1}{2}} p_\lambda^d \right\|_{L^2(\Omega^d)} \right) \left\| \lambda^{d-1} \right\|_{L^2(\Gamma^{d-1})}. \end{aligned}$$

Second, we obtain (2.25b) by setting $q^d = \nabla \cdot \epsilon \mathcal{R}^{d-1} \lambda^{d-1}$ in (2.24b):

$$\|\nabla \cdot \epsilon \mathcal{R}^{d-1} \lambda^{d-1}\|_{L^2(\Omega^d)} \leq \|\epsilon p_\lambda^d\|_{L^2(\Omega^d)} \leq \left\| \epsilon_{\max}^{\frac{1}{2}} \epsilon^{\frac{1}{2}} p_\lambda^d \right\|_{L^2(\Omega^d)} \lesssim \left\| \epsilon_{\max}^{\frac{1}{2}} \lambda^{d-1} \right\|_{L^2(\Gamma^{d-1})}. \quad \square$$

The constructed extension operator \mathcal{R} allows us to form the norms as used in the subsequent analysis:

$$\begin{aligned} \|\mathbf{v}_0, \mu\|_{\mathcal{X}_{\mathcal{R}}}^2 &= \left\| K^{-\frac{1}{2}}(\mathbf{v}_0 + \mathcal{R}\mu) \right\|_{L^2(\Omega)}^2 + \left\| \gamma^{\frac{1}{2}} K_\nu^{-\frac{1}{2}} \mu \right\|_{L^2(\Gamma)}^2 \\ &\quad + \left\| \hat{\epsilon}_{\max}^{-1} D \cdot [\epsilon(\mathbf{v}_0 + \mathcal{R}\mu), \hat{\epsilon}\mu] \right\|_{L^2(\Omega)}^2, \end{aligned} \tag{2.28a}$$

$$\|q\|_{\mathcal{Q}} = \|\hat{\epsilon}_{\max} q\|_{L^2(\Omega)}. \tag{2.28b}$$

Here, $\hat{\epsilon}_{\max}$ is used as defined in (2.4). The energy norm is created as the combination of these norms:

$$\|(\mathbf{u}_0, \lambda, p)\|^2 = \|[\mathbf{u}_0, \lambda]\|_{\mathcal{X}_{\mathcal{R}}}^2 + \|p\|_{\mathcal{Q}}^2. \tag{2.29}$$

In order to show well-posedness of the problem in this energy norm, we present three lemmas, which provide the necessary tools to invoke standard saddle-point theory.

LEMMA 2.2 (completeness). *With the extension operator \mathcal{R} from (2.24), the space \mathcal{X} from (2.19) is a Hilbert space with inner product*

$$\begin{aligned} ([\mathbf{u}_0, \lambda], [\mathbf{v}_0, \mu])_{\mathcal{X}_{\mathcal{R}}} &= (K^{-1}(\mathbf{u}_0 + \mathcal{R}\lambda), \mathbf{v}_0 + \mathcal{R}\mu)_{L^2(\Omega)} + (\gamma K_\nu^{-1} \lambda, \mu)_{L^2(\Gamma)} \\ &\quad + (\hat{\epsilon}_{\max}^{-1} D \cdot [\epsilon(\mathbf{u}_0 + \mathcal{R}\lambda), \hat{\epsilon}\lambda], \hat{\epsilon}_{\max}^{-1} D \cdot [\epsilon(\mathbf{v}_0 + \mathcal{R}\mu), \hat{\epsilon}\mu])_{L^2(\Omega)}, \end{aligned} \tag{2.30}$$

which induces the norm from (2.28a).

Proof. \mathcal{X} is a linear space and $(\cdot, \cdot)_{\mathcal{X}_{\mathcal{R}}}$ is an inner product. In order to show completeness of \mathcal{X} with respect to the induced norm (2.28a), we consider a Cauchy sequence $\{[\mathbf{v}_{0,k}, \mu_k]\}_{k=0}^\infty \subset \mathcal{X}$. In other words, as $l, k \rightarrow \infty$, we have

$$\|[\mathbf{v}_{0,k} - \mathbf{v}_{0,l}, \mu_k - \mu_l]\|_{\mathcal{X}_{\mathcal{R}}}^2 \rightarrow 0. \tag{2.31}$$

By completeness of the L^2 -spaces, there exists a $\mathbf{v} \in L^2(\Omega)$ such that $\mathbf{v}_{0,k} + \mathcal{R}\mu_k \rightarrow \mathbf{v}$ and a $\mu \in L^2(\Gamma)$ such that $\mu_k \rightarrow \mu$, using (2.15) for the latter. Thus, we can define $\mathbf{v}_0 = \mathbf{v} - \mathcal{R}\mu \in L^2(\Omega)$. Using the same argumentation, $\xi \in L^2(\Omega)$ exists such that $\hat{\epsilon}_{\max}^{-1} D \cdot [\epsilon(\mathbf{v}_{0,k} + \mathcal{R}\mu_k), \hat{\epsilon}\mu_k] \rightarrow \xi$. It remains to show how ξ is connected to $[\mathbf{v}_0, \mu]$.

Let us consider a test function ψ with $\psi^0 \in L^2(\Omega^0)$ and $\psi^d \in C_0^\infty(\Omega^d)$ for $d \geq 1$ and derive

$$\begin{aligned} &(\hat{\epsilon}_{\max}^{-1} D \cdot [\epsilon(\mathbf{v}_{0,k} + \mathcal{R}\mu_k), \hat{\epsilon}\mu_k], \psi)_\Omega \\ &= (\hat{\epsilon}_{\max}^{-1} \nabla \cdot \epsilon(\mathbf{v}_{0,k} + \mathcal{R}\mu_k), \psi)_\Omega + (\hat{\epsilon}_{\max}^{-1} \llbracket \hat{\epsilon}\mu_k \rrbracket, \psi)_\Omega \\ &= -(\epsilon(\mathbf{v}_{0,k} + \mathcal{R}\mu_k), \nabla \hat{\epsilon}_{\max}^{-1} \psi)_\Omega + (\hat{\epsilon}_{\max}^{-1} \llbracket \hat{\epsilon}\mu_k \rrbracket, \psi)_\Omega \\ &= -(\mathbf{v}_{0,k} + \mathcal{R}\mu_k, -\epsilon \hat{\epsilon}_{\max}^{-2} (\nabla \hat{\epsilon}_{\max}) \psi + \epsilon \hat{\epsilon}_{\max}^{-1} (\nabla \psi))_\Omega + (\hat{\epsilon}_{\max}^{-1} \llbracket \hat{\epsilon}\mu_k \rrbracket, \psi)_\Omega \\ &\xrightarrow{k \rightarrow \infty} -(\mathbf{v}_0 + \mathcal{R}\mu, -\epsilon \hat{\epsilon}_{\max}^{-2} (\nabla \hat{\epsilon}_{\max}) \psi + \epsilon \hat{\epsilon}_{\max}^{-1} (\nabla \psi))_\Omega + (\hat{\epsilon}_{\max}^{-1} \llbracket \hat{\epsilon}\mu \rrbracket, \psi)_\Omega \\ &= (\hat{\epsilon}_{\max}^{-1} D \cdot [\epsilon \mathbf{v}_0, \hat{\epsilon}\mu], \psi)_\Omega. \end{aligned} \tag{2.32}$$

Hence, we have shown that $\xi = \hat{\epsilon}_{\max}^{-1} D \cdot [\epsilon \mathbf{v}_0, \hat{\epsilon}\mu]$. Moreover, since $\mu \in L^2(\Gamma)$, it follows that $\llbracket \mu \rrbracket \in L^2(\Omega)$. With $\xi \in L^2(\Omega)$, we obtain $\nabla \cdot \epsilon \mathbf{v}_0 \in L^2(\Omega)$ and therewith $\mathbf{v}_0 \in \mathcal{V}_0$. Thus, \mathcal{X} is complete. \square

Remark 2.2. The above proof exploits the lower bound on γK_ν^{-1} stated in (2.15). In order to avoid this restriction, weighted Sobolev spaces would need to be considered similar to, e.g., [20].

LEMMA 2.3 (continuity and ellipticity). *The bilinear forms a and b from (2.22) are continuous with respect to the norms given in (2.28). Moreover, a constant $C_a > 0$ exists such that if the pair $(\mathbf{u}_0, \lambda) \in \mathcal{X}$ satisfies*

$$(2.33) \quad b(\mathbf{u}_0, \lambda; q) = 0 \quad \forall q \in \mathcal{Q},$$

then

$$(2.34) \quad a(\mathbf{u}_0, \lambda; \mathbf{u}_0, \lambda) \geq C_a \|\|(\mathbf{u}_0, \lambda, 0)\|\|^2.$$

Proof. Continuity of the bilinear forms follows directly from the Cauchy–Schwarz inequality. Let us continue with assumption (2.33), which translates to

$$(q, D \cdot [\epsilon(\mathbf{u}_0 + \mathcal{R}\lambda), \hat{\epsilon}\lambda])_\Omega = 0 \quad \forall q \in \mathcal{Q}.$$

Since $D \cdot \mathcal{X} \subseteq \mathcal{Q}$, it follows that

$$\|D \cdot [\epsilon(\mathbf{u}_0 + \mathcal{R}\lambda), \hat{\epsilon}\lambda]\|_{L^2(\Omega)}^2 = 0.$$

Using the definition of a from (2.22a) and $\hat{\epsilon}_{\max} > 0$ from (2.4), we obtain

$$\begin{aligned} a(\mathbf{u}_0, \lambda; \mathbf{u}_0, \lambda) &= (K^{-1}(\mathbf{u}_0 + \mathcal{R}\lambda), \mathbf{u}_0 + \mathcal{R}\lambda)_\Omega + \langle \gamma K_\nu^{-1} \lambda, \lambda \rangle_\Gamma \\ &= \left\| K^{-\frac{1}{2}}(\mathbf{u}_0 + \mathcal{R}\lambda) \right\|_{L^2(\Omega)}^2 + \left\| \gamma^{\frac{1}{2}} K_\nu^{-\frac{1}{2}} \lambda \right\|_{L^2(\Gamma)}^2 \\ &\quad + \left\| \hat{\epsilon}_{\max}^{-1} D \cdot [\epsilon(\mathbf{u}_0 + \mathcal{R}\lambda), \hat{\epsilon}\lambda] \right\|_{L^2(\Omega)}^2 \\ &= \|\|(\mathbf{u}_0, \lambda, 0)\|\|^2. \end{aligned}$$

Thus, the result is shown with $C_a = 1$. □

LEMMA 2.4 (inf-sup). *Let the bilinear form b be defined by (2.22b). Then there exists a constant $C_b > 0$ such that for any given function $p \in \mathcal{Q}$,*

$$(2.35) \quad \sup_{[\mathbf{v}_0, \mu] \in \mathcal{X}} \frac{b(\mathbf{v}_0, \mu; p)}{\|\|(\mathbf{v}_0, \mu, 0)\|\|} \geq C_b \|\|(0, 0, p)\|\|.$$

Proof. Assume $p \in \mathcal{Q}$ given. We aim to construct a pair $[\mathbf{v}_0, \mu] \in \mathcal{X}$ such that the inequality holds. The construction is done by sequentially ascending through the dimensional hierarchy. For convenience, we recall the definition of b :

$$-b(\mathbf{v}_0, \mu; p) = (p, \nabla \cdot \epsilon(\mathbf{v}_0 + \mathcal{R}\mu))_\Omega + (p, \llbracket \hat{\epsilon}\mu \rrbracket)_\Omega.$$

The function $\mu \in \Lambda$ is constructed in a hierarchical manner. Let us start by choosing μ^0 such that the following is satisfied:

$$(2.36) \quad \llbracket \hat{\epsilon}\mu^0 \rrbracket = \hat{\epsilon}_{\max}^2 p^0, \quad \|\mu^0\|_{L^2(\Gamma^0)} \lesssim \|\hat{\epsilon}_{\max} p^0\|_{L^2(\Omega^0)}.$$

We construct a suitable μ^0 for a given index i by finding j_{\max} , where $\hat{\epsilon}_{ij_{\max}} = \hat{\epsilon}_{\max}$ and setting $\mu_{ij_{\max}}^0 = \hat{\epsilon}_{\max} p^0$ while choosing $\mu_{ik}^0 = 0$ for $k \neq j_{\max}$.

The next step is to generalize this strategy to $1 \leq d \leq n - 1$. In this, we need to counteract the contribution of the extension operator. Let us construct μ^d such that it satisfies

$$(2.37) \quad \llbracket \hat{\epsilon} \mu^d \rrbracket = \hat{\epsilon}_{\max}^2 p^d - \nabla \cdot \epsilon \mathcal{R}^{d-1} \mu^{d-1}.$$

Again, only $\mu_{i_{j_{\max}}}^d$ is nonzero. We now have

$$(2.38) \quad \begin{aligned} \|\mu^d\|_{L^2(\Gamma^d)} &\lesssim \|\hat{\epsilon}_{\max} p^d\|_{L^2(\Omega^d)} + \|\hat{\epsilon}_{\max}^{-1} \nabla \cdot \epsilon \mathcal{R}^{d-1} \mu^{d-1}\|_{L^2(\Omega^d)} \\ &\lesssim \|\hat{\epsilon}_{\max} p^d\|_{L^2(\Omega^d)} + \|\hat{\epsilon}_{\max}^{-1} \epsilon_{\max}^{\frac{1}{2}} \mu^{d-1}\|_{L^2(\Omega^d)} \\ &\lesssim \|\hat{\epsilon}_{\max} p^d\|_{L^2(\Omega^d)} + \|\mu^{d-1}\|_{L^2(\Gamma^{d-1})}, \end{aligned}$$

where we used Lemma 2.1 and property (2.5).

Next, we set the functions \mathbf{v}_0^d with $1 \leq d \leq n - 1$ to zero and continue with $d = n$. Let us construct $\mathbf{v}_0^n \in \mathbf{V}_0^n$ and a supplementary variable $p^n \in Q^n$ using the following auxiliary problem:

$$\begin{aligned} (K^{-1} \mathbf{v}_0^n, \mathbf{w}_0^n)_{\Omega^n} - (p^n, \nabla \cdot \mathbf{w}_0^n)_{\Omega^n} &= 0 & \forall \mathbf{w}_0^n \in \mathbf{V}_0^n, \\ (\nabla \cdot \mathbf{v}_0^n, q^n)_{\Omega^n} &= (p^n - \nabla \cdot \mathcal{R}^{n-1} \mu^{n-1}, q^n)_{\Omega^n} & \forall q^n \in Q^n. \end{aligned}$$

This problem is well-posed since $|\partial\Omega_i^n \cap \partial\Omega_D| > 0$ for each i and thus each subdomain borders on a homogeneous, Dirichlet boundary condition. Standard stability arguments for this mixed formulation combined with the estimate from Lemma 2.1 and the defined $\epsilon = 1$ in Ω^n then give us

$$(2.39) \quad \begin{aligned} \|K^{-\frac{1}{2}} \mathbf{v}_0^n\|_{L^2(\Omega^n)}^2 + \|\nabla \cdot \epsilon \mathbf{v}_0^n\|_{L^2(\Omega^n)}^2 &\lesssim \|p^n\|_{L^2(\Omega^n)} + \|\nabla \cdot \mathcal{R}^{n-1} \mu^{n-1}\|_{L^2(\Omega^n)} \\ &\lesssim \|p^n\|_{L^2(\Omega^n)} + \|\mu^{n-1}\|_{L^2(\Gamma^{n-1})}. \end{aligned}$$

The choice $[\mathbf{v}_0, \mu] \in \mathcal{V}_0 \times \Lambda$ is now finalized and two key observations can be made. First, we recall the positive-definiteness of K_ν and the boundedness of \mathcal{R} given by Lemma 2.1. Combined with the bounds (2.36), (2.38), and (2.39), we derive using (2.5)

$$(2.40) \quad \begin{aligned} \|\llbracket \mathbf{v}_0, \mu \rrbracket\|_{\mathcal{X}_{\mathcal{R}}}^2 &\lesssim \left\| K^{-\frac{1}{2}} (\mathbf{v}_0 + \mathcal{R}\mu) \right\|_{L^2(\Omega)}^2 + \|\mu\|_{L^2(\Gamma)}^2 + \|\hat{\epsilon}_{\max}^{-1} D \cdot [\epsilon (\mathbf{v}_0 + \mathcal{R}\mu), \hat{\epsilon} \mu]\|_{L^2(\Omega)}^2 \\ &\lesssim \|p^n\|_{L^2(\Omega^n)} + \|\mu\|_{L^2(\Gamma)}^2 + \left\| K^{-\frac{1}{2}} \mathcal{R}\mu \right\|_{L^2(\Omega)}^2 \\ &\quad + \|\hat{\epsilon}_{\max}^{-1} \nabla \cdot \epsilon \mathcal{R}\mu\|_{L^2(\Omega)}^2 + \|\hat{\epsilon}_{\max}^{-1} \llbracket \hat{\epsilon} \mu \rrbracket\|_{L^2(\Omega)}^2 \\ &\lesssim \|p^n\|_{L^2(\Omega^n)} + \|\mu\|_{L^2(\Gamma)}^2 \\ &\lesssim \|p^n\|_{L^2(\Omega^n)} + \sum_{d=0}^{n-1} \|\hat{\epsilon}_{\max} p^d\|_{L^2(\Omega^d)}^2 = \|\llbracket (0, 0, p) \rrbracket\|^2. \end{aligned}$$

Moreover, substitution of the constructed $[\mathbf{v}_0, \mu]$ in the form b gives us

$$(p^d, \nabla \cdot \epsilon (\mathbf{v}_0^d + \mathcal{R}^{d-1} \mu^{d-1}))_{\Omega^d} + (p^d, \llbracket \hat{\epsilon} \mu^d \rrbracket)_{\Omega^d} = \|\hat{\epsilon}_{\max} p^d\|_{L^2(\Omega^d)}^2, \quad 0 \leq d \leq n.$$

Thus, after summation over all dimensions, we obtain

$$(2.41) \quad b(\mathbf{v}_0, \mu; p) = \|\llbracket (0, 0, p) \rrbracket\|^2.$$

The proof is concluded by combining (2.40) and (2.41). □

We emphasize that the constants used in the previous lemmas are independent of γ and ϵ . In fact, the dependency on the aperture is completely reflected in the definition of the norms.

THEOREM 2.5. *Problem (2.23) is well-posed with respect to the energy norm (2.29), i.e., there exists a unique solution such that*

$$(2.42) \quad \|(\mathbf{u}_0, \lambda, p)\| \lesssim \left\| \epsilon^{\frac{3}{2}} f \right\|_{L^2(\Omega)} + \|\hat{\epsilon}_{\max} g\|_{H^{\frac{1}{2}}(\partial\Omega_D)}.$$

Proof. We first show the continuity of the right-hand side of (2.23) by considering each term separately. We derive, using a trace inequality, for the first term

$$(2.43) \quad \begin{aligned} -\langle g, \epsilon \mathbf{v}_0 \cdot \boldsymbol{\nu} \rangle_{\partial\Omega_D} &= -\langle g, \epsilon(\mathbf{v}_0 + \mathcal{R}\mu) \cdot \boldsymbol{\nu} \rangle_{\partial\Omega_D} \\ &\lesssim \|\hat{\epsilon}_{\max} g\|_{H^{\frac{1}{2}}(\partial\Omega_D)} \|\hat{\epsilon}_{\max}^{-1} \epsilon(\mathbf{v}_0 + \mathcal{R}\mu)\|_{H(\text{div}, \Omega)}. \end{aligned}$$

We further bound the final term by applying (2.5) and (2.3):

$$(2.44) \quad \begin{aligned} \|\hat{\epsilon}_{\max}^{-1} \epsilon(\mathbf{v}_0 + \mathcal{R}\mu)\|_{H(\text{div}, \Omega)} &\lesssim \left\| \epsilon^{1/2}(\mathbf{v}_0 + \mathcal{R}\mu) \right\|_{L^2(\Omega)} + \left\| (\nabla \hat{\epsilon}_{\max}^{-1}) \cdot \epsilon(\mathbf{v}_0 + \mathcal{R}\mu) \right\|_{L^2(\Omega)} \\ &\quad + \left\| \hat{\epsilon}_{\max}^{-1} \nabla \cdot \epsilon(\mathbf{v}_0 + \mathcal{R}\mu) \right\|_{L^2(\Omega)} \\ &\lesssim \left\| \epsilon^{1/2}(\mathbf{v}_0 + \mathcal{R}\mu) \right\|_{L^2(\Omega)} + \left\| \hat{\epsilon}_{\max}^{-2} (\nabla \hat{\epsilon}_{\max}) \cdot \epsilon(\mathbf{v}_0 + \mathcal{R}\mu) \right\|_{L^2(\Omega)} \\ &\quad + \left\| \hat{\epsilon}_{\max}^{-1} \nabla \cdot \epsilon(\mathbf{v}_0 + \mathcal{R}\mu) \right\|_{L^2(\Omega)} \\ &\lesssim \|\mathbf{v}_0 + \mathcal{R}\mu\|_{L^2(\Omega)} + \left\| \hat{\epsilon}_{\max}^{-1} \nabla \cdot \epsilon(\mathbf{v}_0 + \mathcal{R}\mu) \right\|_{L^2(\Omega)} \\ &\leq \|\mathbf{v}_0 + \mathcal{R}\mu\|_{L^2(\Omega)} + \left\| \hat{\epsilon}_{\max}^{-1} D \cdot [\epsilon(\mathbf{v}_0 + \mathcal{R}\mu), \hat{\epsilon}\mu] \right\|_{L^2(\Omega)} \\ &\quad + \left\| \hat{\epsilon}_{\max}^{-1} \llbracket \hat{\epsilon}\mu \rrbracket \right\|_{L^2(\Omega)} \\ &\lesssim \|[\mathbf{v}_0, \mu]\|_{\mathcal{X}_{\mathcal{R}}}. \end{aligned}$$

In the final step, we have used the positive definiteness of K^1 and (2.15).

For the second right-hand side term in (2.23), we use (2.5) to derive

$$(2.45) \quad (\epsilon^2 f, q)_{\Omega} \leq \|\hat{\epsilon}_{\max}^{-1} \epsilon^2 f\|_{L^2(\Omega)} \|\hat{\epsilon}_{\max} q\|_{L^2(\Omega)} \lesssim \|\epsilon^{\frac{3}{2}} f\|_{L^2(\Omega)} \|q\|_{\mathcal{Q}}.$$

Using Lemmas 2.2 to 2.4, the well-posedness of problem (2.23) follows from saddle-point problem theory; see, e.g., [9]. □

3. Discretization. In this section, the discretization of problem (2.23) is considered. First, the requirements on the choice of discrete function spaces are stated. We then continue by showing stability for the discrete problem and end the section with a priori error estimates.

3.1. Discrete spaces. In order to properly define the discrete equivalent of (2.23), we start by introducing the mesh. Let \mathcal{T}_{Ω}^d with $0 \leq d \leq n$ be a finite element partition of Ω^d made up of d -dimensional, shape-regular affine elements. Second, let \mathcal{T}_{Γ}^d with $0 \leq d \leq n - 1$ be a partition of Γ^d consisting of d -dimensional, shape-regular affine elements. We will commonly refer to \mathcal{T}_{Γ}^d as the mortar mesh. Furthermore, let h denote the maximal mesh size for both \mathcal{T}_{Ω}^d and \mathcal{T}_{Γ}^d over all d .

The discrete analogues of the function spaces are constructed using the dimensional hierarchy. Let us introduce $\mathbf{V}_h^d \subset \mathbf{V}^d$ and $\mathbf{V}_{0,h}^d \subset \mathbf{V}_0^d$ for $1 \leq d \leq n$ and

$Q_h^d \subset Q^d$ with $0 \leq d \leq n$. Finally, the mortar space is given by

$$\Lambda_{ij,h}^d \subset L^2(\Gamma_{ij}^d), \quad \Lambda_h^d = \bigoplus_{i=1}^{N^d} \bigoplus_{j \in \mathcal{J}_i^d} \Lambda_{ij,h}^d, \quad 0 \leq d \leq n-1.$$

The discrete, dimensionally composite function spaces are then defined in analogy to (2.16) as

$$\mathcal{V}_h = \bigoplus_{d=1}^n \mathbf{V}_h^d, \quad \mathcal{V}_{0,h} = \bigoplus_{d=1}^n \mathbf{V}_{0,h}^d, \quad \Lambda_h = \bigoplus_{d=0}^{n-1} \Lambda_h^d, \quad \mathcal{Q}_h = \bigoplus_{d=0}^n Q_h^d.$$

Finally, the combined space containing the fluxes is given by

$$\mathcal{X}_h = \bigoplus_{d=1}^n (\mathbf{V}_{0,h}^d \times \Lambda_h^{d-1}).$$

Before we continue with the analysis in subsection 3.2, let us present a total of four conditions on the discrete function spaces. The first is necessary, while the remaining conditions provide attractive features of the numerical method.

First, it is essential that the pair $\mathcal{V}_h \times \mathcal{Q}_h$ is chosen such that

$$(3.1) \quad Q_h^d = \nabla \cdot \mathbf{V}_h^d, \quad 1 \leq d \leq n.$$

This can be satisfied by choosing any of the usual MFE pairs [5, 9].

The second condition concerns the space Λ_h . For simplicity, we assume that the function spaces defined on different sides bordering Ω_i^d are the same. In other words, we have

$$\Lambda_{ij,h}^d = \Lambda_{ik,h}^d, \quad j, k \in \mathcal{J}_i^d.$$

Third, conventional mortar methods (e.g., [5]) require that the mortar mesh \mathcal{T}_Γ^d is a sufficiently coarse partition of Γ^d when compared to \mathcal{T}_Ω^{d+1} . Let us define $\hat{\Pi}_h^d : \Lambda_h^d \rightarrow \mathbf{V}_h^{d+1} \cdot \boldsymbol{\nu}|_{\Gamma^d}$ as the L^2 -projection from the mortar mesh onto the trace of the bordering, higher-dimensional mesh. In the unified setting, the projection $\hat{\Pi}_h$ is then given by $\bigoplus_{d=0}^{n-1} \hat{\Pi}_h^d$ and the mortar condition can be described for $\mu_h \in \Lambda_h$ as

$$(3.2) \quad \|\hat{\Pi}_h \mu_h\|_{L^2(\Gamma)} \gtrsim \|\mu_h\|_{L^2(\Gamma)}.$$

This can easily be satisfied in the case of matching grids by aligning the mortar grid with the trace of the surrounding mesh. Otherwise, it suffices to choose \mathcal{T}_Γ^d as slightly coarser.

As shown in [16], the introduction of a flow problem inside the fracture guarantees a unique solution even if the mortar mesh is finer, thus removing the need for (3.2). The same principle applies here. However, in this work we choose the mortar variable as the normal flux, instead of the fracture pressure, in order to have a stronger notion of mass conservation. Due to this choice, the control on the L^2 -norm of the mortar variable is weighted with γ , as is apparent from (2.28a). Since γ is typically small, the main control on μ comes from $\mathcal{R}_h \mu$, which only sees $\hat{\Pi}_h \mu_h$ as boundary data. Thus, in order to eliminate the possible nonzero kernel of $\hat{\Pi}_h$, which may result in numerical oscillations of the mortar flux, it is advantageous to satisfy (3.2) in practice.

Fourth, we let all lower-dimensional meshes match with the corresponding mortar mesh, such that

$$(3.3) \quad \llbracket A_h \rrbracket = \mathcal{Q}_h.$$

In the discretized setting, we have need of a discrete extension operator $\mathcal{R}_h : A_h \rightarrow \mathcal{V}_h$. In accordance with (2.18), the function $\mathcal{R}_h \mu$ is such that $\mathcal{R}_h \mu \cdot \nu|_\Gamma = \hat{\Pi}_h \mu$ and has zero normal trace on the remaining boundaries. A particularly attractive choice is to construct $\mathcal{R}_h \mu$ with a predefined support near the boundary. The bounded support then results in a beneficial sparsity pattern.

With the discrete spaces chosen satisfying the above restrictions, we are ready to define the discrete functionals. In the remainder, we will omit the index h in most places for notational simplicity.

$$(3.4a) \quad a_h(\mathbf{u}_0, \lambda; \mathbf{v}_0, \mu) = (K^{-1}(\mathbf{u}_0 + \mathcal{R}_h \lambda), \mathbf{v}_0 + \mathcal{R}_h \mu)_\Omega + \langle \gamma K_\nu^{-1} \lambda, \mu \rangle_\Gamma,$$

$$(3.4b) \quad b_h(\mathbf{v}_0, \mu; p) = -(p, D \cdot [\epsilon(\mathbf{v}_0 + \mathcal{R}_h \mu), \hat{\epsilon} \mu])_\Omega.$$

The finite element problem associated with (2.23) is now formulated as follows: Find $(\mathbf{u}_0, \lambda, p) \in \mathcal{V}_{0,h} \times A_h \times \mathcal{Q}_h$ such that

$$(3.5) \quad a_h(\mathbf{u}_0, \lambda; \mathbf{v}_0, \mu) + b_h(\mathbf{v}_0, \mu; p) - b_h(\mathbf{u}_0, \lambda; q) = -\langle g, \epsilon \mathbf{v}_0 \cdot \nu \rangle_{\partial\Omega_D} + (\epsilon^2 f, q)_\Omega$$

for all $(\mathbf{v}_0, \mu, q) \in \mathcal{V}_{0,h} \times A_h \times \mathcal{Q}_h$.

3.2. Stability and convergence. With a choice of discrete function spaces and the formulation of the finite element problem (3.5) in subsection 3.1, we continue to study the stability of the scheme. The analysis is similar to that presented in subsection 2.4 and we particularly emphasize the issues arising from the discretization in this separate presentation.

First, the incorporation of varying apertures requires some additional attention. For this purpose, we introduce the maximum value of ϵ on each element of the grid. More specifically, let us define ϵ_e as a piecewise constant function such that

$$(3.6) \quad \epsilon_e = \sup_{x \in e_\Omega} \epsilon(x) \quad \text{on each } e_\Omega \in \mathcal{T}_\Omega.$$

By definition, this parameter equals one in Ω^n .

Second, for the purpose of the analysis, a specific discrete extension operator $\mathcal{R}_h : A_h \rightarrow \mathcal{V}_h$ is constructed similarly to \mathcal{R} from (2.24). In particular, let the pair $(\mathcal{R}_h^{d-1} \lambda^{d-1}, p_\lambda^d) \in \mathbf{V}_h^d \times Q_h^d$ with $1 \leq d \leq n$ be the solution to the following problem:

$$(3.7a) \quad (K^{-1} \mathcal{R}_h^{d-1} \lambda^{d-1}, \mathbf{v}_0^d)_{\Omega^d} - (p_\lambda^d, \nabla \cdot \epsilon \mathbf{v}_0^d)_{\Omega^d} = 0 \quad \forall \mathbf{v}_0^d \in \mathbf{V}_{0,h}^d,$$

$$(3.7b) \quad (\nabla \cdot \epsilon \mathcal{R}_h^{d-1} \lambda^{d-1}, q^d)_{\Omega^d} + (\epsilon_e p_\lambda^d, q^d)_{\Omega^d} = 0 \quad \forall q^d \in Q_h^d.$$

The corresponding boundary conditions are chosen to comply with the desired condition given in (2.18), namely,

$$(3.8a) \quad \mathcal{R}_h^{d-1} \lambda^{d-1} \cdot \nu = \hat{\Pi}_h^{d-1} \lambda^{d-1} \quad \text{on } \Gamma^{d-1},$$

$$(3.8b) \quad \mathcal{R}_h^{d-1} \lambda^{d-1} \cdot \nu = 0 \quad \text{on } \partial\Omega^d \setminus \Gamma^{d-1}.$$

The estimates on $\mathcal{R}_h^{d-1} \lambda^{d-1}$, analogous to Lemma 2.1, are given by the following lemma.

LEMMA 3.1. *The solution $(\mathcal{R}_h^{d-1}\lambda^{d-1}, p_\lambda^d) \in \mathbf{V}_h^d \times Q_h^d$ to problem (3.7) with boundary conditions given by (3.8) satisfies the following bounds:*

$$(3.9a) \quad \left\| K^{-\frac{1}{2}} \mathcal{R}_h^{d-1} \lambda^{d-1} \right\|_{L^2(\Omega^d)} + \left\| \epsilon_e^{\frac{1}{2}} p_\lambda^d \right\|_{L^2(\Omega^d)} \lesssim \left\| \lambda^{d-1} \right\|_{L^2(\Gamma^{d-1})},$$

$$(3.9b) \quad \left\| \Pi_{Q_h}^d \nabla \cdot \epsilon \mathcal{R}_h^{d-1} \lambda^{d-1} \right\|_{L^2(\Omega^d)} \lesssim \left\| \epsilon_{\max}^{\frac{1}{2}} \lambda^{d-1} \right\|_{L^2(\Gamma^{d-1})}$$

with $\epsilon_{\max}|_{\Omega_i^d} = \|\epsilon\|_{L^\infty(\Omega_i^d)}$ and $\Pi_{Q_h}^d$ the L^2 -projection onto Q_h^d .

Proof. Let $\Pi_{V_h}^d$ be the Fortin interpolator related to \mathbf{V}_h^d [9]. Moreover, let $\mathbf{v}_{\lambda,h}^d = \Pi_{V_h}^d \mathbf{v}_\lambda^d$ with $\mathbf{v}_\lambda^d \in \mathbf{V}^d$ such that

$$\begin{aligned} \mathbf{v}_\lambda^d \cdot \boldsymbol{\nu} &= \hat{\Pi}_h^{d-1} \lambda^{d-1} && \text{on } \Gamma^{d-1}, \\ \mathbf{v}_\lambda^d \cdot \boldsymbol{\nu} &= 0 && \text{on } \partial\Omega^d \setminus \Gamma^{d-1}, \end{aligned}$$

while also satisfying for some $s > 0$ (see [30, section 4.1.2])

$$\left\| \mathbf{v}_\lambda^d \right\|_{H^s(\Omega^d)} + \left\| \nabla \cdot \mathbf{v}_\lambda^d \right\|_{L^2(\Omega^d)} \lesssim \left\| \lambda^{d-1} \right\|_{L^2(\Gamma^{d-1})}.$$

It follows that

$$\mathbf{v}_{\lambda,h}^d \cdot \boldsymbol{\nu} = (\Pi_{V_h}^d \mathbf{v}_\lambda^d) \cdot \boldsymbol{\nu} = \hat{\Pi}_h^{d-1} (\mathbf{v}_\lambda^d \cdot \boldsymbol{\nu}) = \hat{\Pi}_h^{d-1} \lambda^{d-1} \quad \text{on } \Gamma^{d-1}.$$

Hence, we may set the test function $\mathbf{v}_0^d = \mathcal{R}_h^{d-1} \lambda^{d-1} - \mathbf{v}_{\lambda,h}^d \in \mathbf{V}_{0,h}$. By continuity of the interpolator $\Pi_{V_h}^d$ (see [5]),

$$(3.10) \quad \left\| \mathbf{v}_{\lambda,h}^d \right\|_{L^2(\Omega^d)} = \left\| \Pi_{V_h}^d \mathbf{v}_\lambda^d \right\|_{L^2(\Omega^d)} \lesssim \left\| \mathbf{v}_\lambda^d \right\|_{H^s(\Omega^d)} + \left\| \nabla \cdot \mathbf{v}_\lambda^d \right\|_{L^2(\Omega^d)} \lesssim \left\| \lambda^{d-1} \right\|_{L^2(\Gamma^{d-1})}.$$

Furthermore, the interpolator has the property $\nabla \cdot \Pi_{V_h}^d \mathbf{v}_\lambda^d = \Pi_{Q_h}^d \nabla \cdot \mathbf{v}_\lambda^d$ with $\Pi_{Q_h}^d$ the L^2 -projection onto Q_h^d . From this, we obtain

$$(3.11) \quad \left\| \nabla \cdot \mathbf{v}_{\lambda,h}^d \right\|_{L^2(\Omega^d)} = \left\| \nabla \cdot \Pi_{V_h}^d \mathbf{v}_\lambda^d \right\|_{L^2(\Omega^d)} \leq \left\| \nabla \cdot \mathbf{v}_\lambda^d \right\|_{L^2(\Omega^d)} \lesssim \left\| \lambda^{d-1} \right\|_{L^2(\Gamma^{d-1})}.$$

Now, let us set the test functions in (3.7) as $\mathbf{v}_0^d = \mathcal{R}_h^{d-1} \lambda^{d-1} - \mathbf{v}_{\lambda,h}^d$ and $q^d = p_\lambda^d$. This gives us, as in (2.27),

$$\begin{aligned} & \left\| K^{-\frac{1}{2}} \mathcal{R}_h^{d-1} \lambda^{d-1} \right\|_{L^2(\Omega^d)}^2 + \left\| \epsilon_e^{\frac{1}{2}} p_\lambda^d \right\|_{L^2(\Omega^d)}^2 \\ &= (K^{-1} \mathcal{R}_h^{d-1} \lambda^{d-1}, \mathbf{v}_{\lambda,h}^d)_{\Omega^d} - (p_\lambda^d, \nabla \cdot \epsilon \mathbf{v}_{\lambda,h}^d)_{\Omega^d} \\ &\lesssim \left(\left\| K^{-\frac{1}{2}} \mathcal{R}_h^{d-1} \lambda^{d-1} \right\|_{L^2(\Omega^d)} + \left\| \epsilon_e^{\frac{1}{2}} p_\lambda^d \right\|_{L^2(\Omega^d)} \right) \left\| \lambda^{d-1} \right\|_{L^2(\Gamma^{d-1})}. \end{aligned}$$

Here, we have used (3.10), (3.11), and the fact that $\epsilon(x) \leq \epsilon_e(x)$ for all $x \in \Omega$. The first bound (3.9a) is now shown. Second, (3.9b) follows by setting $q^d = \Pi_{Q_h}^d \nabla \cdot \epsilon \mathcal{R}_h^{d-1} \lambda^{d-1}$ and using (3.9a):

$$\begin{aligned} \left\| \Pi_{Q_h}^d \nabla \cdot \epsilon \mathcal{R}_h^{d-1} \lambda^{d-1} \right\|_{L^2(\Omega^d)} &\leq \left\| \epsilon_e p_\lambda^d \right\|_{L^2(\Omega^d)} \\ &= \left\| \epsilon_e^{\frac{1}{2}} \epsilon_e^{\frac{1}{2}} p_\lambda^d \right\|_{L^2(\Omega^d)} \leq \left\| \epsilon_{\max}^{\frac{1}{2}} \lambda^{d-1} \right\|_{L^2(\Gamma^{d-1})}. \quad \square \end{aligned}$$

We emphasize once more that this extension operator is only constructed for the sake of the analysis. Since we are continually interested in the combined flux $\mathbf{u}_0 + \mathcal{R}_h \lambda$ instead of the individual parts, it is generally more practical to choose \mathcal{R}_h as any preferred extension operator which incorporates the essential boundary conditions.

Let us continue by defining the norms in the discrete setting, which differ only slightly from the norms defined in (2.28). For $[\mathbf{v}_0, \mu] \in \mathcal{X}_h$, let us introduce the following norm:

$$(3.12) \quad \begin{aligned} \|[\mathbf{v}_0, \mu]\|_{\mathcal{X}_{\mathcal{R},h}}^2 &= \|K^{-\frac{1}{2}}(\mathbf{v}_0 + \mathcal{R}_h \mu)\|_{L^2(\Omega)}^2 + \left\| \gamma^{\frac{1}{2}} K_\nu^{-\frac{1}{2}} \mu \right\|_{L^2(\Gamma)}^2 \\ &+ \|\Pi_{\mathcal{Q}_h} D \cdot [\epsilon(\mathbf{v}_0 + \mathcal{R}_h \mu), \hat{\epsilon} \mu]\|_{L^2(\Omega)}^2. \end{aligned}$$

Here, $\Pi_{\mathcal{Q}_h}$ is the L^2 -projection onto \mathcal{Q}_h . The flexibility in the choice of \mathcal{R}_h is apparent in this definition since the norm depends on the combined flux, instead of its separate parts \mathbf{u}_0 and $\mathcal{R}_h \lambda$. The norm on the pressure $q \in \mathcal{Q}_h$ remains unchanged, and we recall it for convenience:

$$(3.13) \quad \|q\|_{\mathcal{Q}_h} = \|q\|_{\mathcal{Q}} = \|\hat{\epsilon}_{\max} q\|_{L^2(\Omega)}.$$

The discrete energy norm is formed as the combination of (3.12) and (3.13):

$$(3.14) \quad \|(\mathbf{u}_0, \lambda, p)\|_h^2 = \|[\mathbf{u}_0, \lambda]\|_{\mathcal{X}_{\mathcal{R},h}}^2 + \|p\|_{\mathcal{Q}_h}^2.$$

Next, this energy norm is used to prove an inf-sup condition on b_h , as shown in the following lemma.

LEMMA 3.2 (inf-sup). *Let the bilinear form b_h be defined by (3.4b) and let the function spaces $\mathcal{V}_{0,h}$, Λ_h , and \mathcal{Q}_h comply with the restrictions from subsection 3.1. Then there exists a constant $C_{b_h} > 0$, independent of γ , ϵ , and h such that for any given function $p \in \mathcal{Q}_h$,*

$$(3.15) \quad \sup_{[\mathbf{v}_0, \mu] \in \mathcal{X}_h} \frac{b_h(\mathbf{v}_0, \mu; p)}{\|(\mathbf{v}_0, \mu, 0)\|_h} \geq C_{b_h} \|(0, 0, p)\|_h.$$

Proof. A similar strategy to that used in Lemma 2.4 is employed. First, the function $\mu^0 \in \Lambda_h^0$ is constructed. For each index i , recall that j_{\max} denotes the index for which $\hat{\epsilon}_{i,j_{\max}} = \hat{\epsilon}_{\max}$. We then set $\mu_{ik}^0 = 0$ for $k \neq j_{\max}$ and choose

$$\mu_{i,j_{\max}}^0 = -\hat{\epsilon}_{\max} p^0.$$

The following two properties then follow readily:

$$\begin{aligned} (\llbracket \hat{\epsilon} \mu^0 \rrbracket, p^0)_{\Omega^0} &= (-\hat{\epsilon}_{\max} \mu_{i,j_{\max}}^0, p^0)_{\Omega^0} = (-\mu_{i,j_{\max}}^0, \hat{\epsilon}_{\max} p^0)_{\Omega^0} = \|\hat{\epsilon}_{\max} p^0\|_{L^2(\Omega^0)}^2, \\ \|\mu^0\|_{L^2(\Gamma^0)}^2 &= \|\hat{\epsilon}_{\max} p^0\|_{L^2(\Omega^0)}^2. \end{aligned}$$

Using a similar strategy, we construct μ^d with $1 \leq d \leq n - 1$ such that $\mu_{ik}^d = 0$ for $k \neq j_{\max}$. The remaining function $\mu_{i,j_{\max}}^d$ is defined such that

$$(3.16) \quad (\hat{\epsilon}_{\max} \mu_{i,j_{\max}}^d, \varphi_k)_{\Omega_i^d} = (-\hat{\epsilon}_{\max}^2 p^d + \nabla \cdot \epsilon \mathcal{R}_h^{d-1} \mu^{d-1}, \varphi_k)_{\Omega_i^d}$$

for all basis functions $\varphi_k \in \Lambda_{ij,h}^d$. We show that $\mu_{i,j_{\max}}^d$ is well-defined by rewriting it as the linear combination $\mu_{i,j_{\max}}^d = \sum_k \alpha_k \varphi_k$. The matrix for solving α_k is then given by $A_{kl} = (\hat{\epsilon}_{\max} \varphi_l, \varphi_k)_{\Omega_i^d}$ which is symmetric and positive definite given $\hat{\epsilon}_{\max} > 0$ by (2.4).

Moreover, the chosen μ^d has the following properties where we use (3.3) and the bounds (2.5) and (3.9b).

$$(3.17a) \quad (\llbracket \hat{\epsilon} \mu^d \rrbracket, p^d)_{\Omega^d} = \|\hat{\epsilon}_{\max} p^d\|_{L^2(\Omega^d)}^2 - (\nabla \cdot \epsilon \mathcal{R}_h^{d-1} \mu^{d-1}, p^d)_{\Omega^d},$$

$$(3.17b) \quad \|\mu^d\|_{L^2(\Gamma^d)} \lesssim \|\hat{\epsilon}_{\max} p^d\|_{L^2(\Omega^d)} + \|\mu^{d-1}\|_{L^2(\Gamma^{d-1})}.$$

The functions \mathbf{v}_0^d with $1 \leq d \leq n$ now remain to be constructed in order to obtain additional control on the pressure. As in Lemma 2.4, we set

$$(3.18) \quad \mathbf{v}_0^d = 0 \quad \text{for } 1 \leq d \leq n - 1.$$

For the final case $d = n$, we recall that $Q_h^n \times V_{0,h}^n$ is a stable MFE pair as given by (3.1). Keeping this in mind, \mathbf{v}_0^n is constructed such that it forms the following solution together with $p_v^n \in Q_h^n$

$$\begin{aligned} (K^{-1} \mathbf{v}_0^n, \mathbf{w}_0^n)_{\Omega^n} - (p_v^n, \nabla \cdot \mathbf{w}_0^n)_{\Omega^n} &= 0, & \mathbf{w}_0^n &\in V_{0,h}^n, \\ (\nabla \cdot \mathbf{v}_0^n, q^n)_{\Omega^n} &= (p^n - \nabla \cdot \mathcal{R}_h^{n-1} \mu^{n-1}, q^n)_{\Omega^n}, & q^n &\in Q_h^n, \\ \mathbf{v}_0^n \cdot \nu &= 0, & &\text{on } \partial\Omega^n \setminus \partial\Omega_D. \end{aligned}$$

We note that $\epsilon = \hat{\epsilon}_{\max} = 1$ in Ω^n and it follows by construction that

$$(3.19) \quad \begin{aligned} -b_h(\mathbf{v}_0, \mu; p) &= (p, \nabla \cdot \epsilon(\mathbf{v}_0 + \mathcal{R}_h \mu))_{\Omega} + (p, \llbracket \hat{\epsilon} \mu \rrbracket)_{\Omega} \\ &= \|\hat{\epsilon}_{\max} p\|_{L^2(\Omega)}^2 = \|p\|_{\mathcal{Q}_h}^2. \end{aligned}$$

The corresponding bounds on \mathbf{v}_0^n are derived using standard MFE arguments and (3.9b):

$$(3.20) \quad \begin{aligned} \|K^{-\frac{1}{2}} \mathbf{v}_0^n\|_{L^2(\Omega^n)} + \|\Pi_{Q_h^n} \nabla \cdot \epsilon \mathbf{v}_0^n\|_{L^2(\Omega^n)} &= \|K^{-\frac{1}{2}} \mathbf{v}_0^n\|_{L^2(\Omega^n)} + \|\nabla \cdot \mathbf{v}_0^n\|_{L^2(\Omega^n)} \\ &\lesssim \|p^n\|_{L^2(\Omega^n)} + \|\nabla \cdot \mathcal{R}_h^{n-1} \mu^{n-1}\|_{L^2(\Gamma^{n-1})} \\ &\lesssim \|p^n\|_{L^2(\Omega^n)} + \|\mu^{n-1}\|_{L^2(\Gamma^{n-1})}. \end{aligned}$$

The construction of (\mathbf{v}_0, μ) is now complete and the bounds (3.17b) and (3.20) in combination with (3.9) give us

$$(3.21) \quad \begin{aligned} \|(\mathbf{v}_0, \mu, 0)\|_h^2 &\lesssim \|K^{-\frac{1}{2}} \mathbf{v}_0\|_{L^2(\Omega)}^2 + \|K^{-\frac{1}{2}} \mathcal{R}_h \mu\|_{L^2(\Omega)}^2 + \|\gamma^{\frac{1}{2}} K_{\nu}^{-\frac{1}{2}} \mu\|_{L^2(\Gamma)}^2 \\ &\quad + \|\Pi_{\mathcal{Q}_h} (\nabla \cdot \epsilon(\mathbf{v}_0 + \mathcal{R}_h \mu) + \llbracket \hat{\epsilon} \mu \rrbracket)\|_{L^2(\Omega)}^2 \\ &\lesssim \|\hat{\epsilon}_{\max} p\|_{L^2(\Omega)}^2 = \|p\|_{\mathcal{Q}_h}^2. \end{aligned}$$

The proof is concluded by combining (3.19) and (3.21). □

With the previous lemma, we are ready to present the stability result, given by the following theorem.

THEOREM 3.3 (stability). *Let the mesh and function spaces $\mathcal{V}_{0,h}$, Λ_h , and \mathcal{Q}_h be chosen such that they comply with the restrictions from subsection 3.1. Then the discrete problem (3.5) has a unique solution satisfying the stability estimate*

$$(3.22) \quad \|(\mathbf{u}_0, \lambda, p)\|_h \lesssim \left\| \epsilon^{\frac{3}{2}} f \right\|_{L^2(\Omega)} + \|g\|_{H^{\frac{1}{2}}(\partial\Omega_D)}.$$

Proof. Starting with Lemma 3.2, let $(\mathbf{u}_{0,p}, \lambda_p)$ be the constructed pair based on the pressure distribution p with the following two properties:

$$(3.23a) \quad -(p, D \cdot [\epsilon(\mathbf{u}_{0,p} + \mathcal{R}_h \lambda_p), \hat{\epsilon} \lambda_p])_\Omega = \|p\|_{\mathcal{Q}_h}^2,$$

$$(3.23b) \quad \|[\mathbf{u}_{0,p}, \lambda_p]\|_{\mathcal{X}_{\mathcal{R},h}} \lesssim \|p\|_{\mathcal{Q}_h}.$$

We then introduce the following test functions with $\delta_1 > 0$ a constant to be determined later:

$$\mathbf{v}_0 = \mathbf{u}_0 + \delta_1 \mathbf{u}_{0,p}, \quad \mu = \lambda + \delta_1 \lambda_p, \quad q = p + \Pi_{\mathcal{Q}_h} D \cdot [\epsilon(\mathbf{u}_0 + \mathcal{R}_h \lambda), \hat{\epsilon} \lambda].$$

Substitution of these test functions in (3.5) gives us

$$\begin{aligned} & \left\| K^{-\frac{1}{2}}(\mathbf{u}_0 + \mathcal{R}_h \lambda) \right\|_{L^2(\Omega)}^2 + \left\| \gamma^{\frac{1}{2}} K_\nu^{-\frac{1}{2}} \lambda \right\|_{L^2(\Gamma)}^2 + \|\Pi_{\mathcal{Q}_h} D \cdot [\epsilon(\mathbf{u}_0 + \mathcal{R}_h \lambda), \hat{\epsilon} \lambda]\|_{L^2(\Omega)}^2 \\ & + \delta_1 \|p\|_{\mathcal{Q}_h}^2 \\ & = -\langle g, \epsilon(\mathbf{u}_0 + \delta_1 \mathbf{u}_{0,p}) \cdot \boldsymbol{\nu} \rangle_{\partial\Omega_D} + (\epsilon^2 f, p + \Pi_{\mathcal{Q}_h} D \cdot [\epsilon(\mathbf{u}_0 + \mathcal{R}_h \lambda), \hat{\epsilon} \lambda])_\Omega \\ & \quad - (K^{-1}(\mathbf{u}_0 + \mathcal{R}_h \lambda), \delta_1(\mathbf{u}_{0,p} + \mathcal{R}_h \lambda_p))_\Omega - \langle \gamma K_\nu^{-1} \lambda, \delta_1 \lambda_p \rangle_\Gamma \\ & \leq \frac{1}{2\delta_2} \|g\|_{H^{\frac{1}{2}}(\partial\Omega_D)}^2 + \frac{\delta_2}{2} \|\epsilon(\mathbf{u}_0 + \delta_1 \mathbf{u}_{0,p}) \cdot \boldsymbol{\nu}\|_{H^{-\frac{1}{2}}(\partial\Omega_D)}^2 + \left(\frac{1}{2(\delta_1 \hat{\epsilon}_{\max})^2} + \frac{1}{2} \right) \|\epsilon^2 f\|_{L^2(\Omega)}^2 \\ & \quad + \frac{\delta_1^2}{2} \|\hat{\epsilon}_{\max} p\|_{L^2(\Omega)}^2 + \frac{1}{2} \|\Pi_{\mathcal{Q}_h} D \cdot [\epsilon(\mathbf{u}_0 + \mathcal{R}_h \lambda), \hat{\epsilon} \lambda]\|_{L^2(\Omega)}^2 \\ & \quad + \frac{1}{2} \left\| K^{-\frac{1}{2}}(\mathbf{u}_0 + \mathcal{R}_h \lambda) \right\|_{L^2(\Omega)}^2 + \frac{\delta_1^2}{2} \left\| K^{-\frac{1}{2}}(\mathbf{u}_{0,p} + \mathcal{R}_h \lambda_p) \right\|_{L^2(\Omega)}^2 \\ & \quad + \frac{1}{2} \left\| \gamma^{\frac{1}{2}} K_\nu^{-\frac{1}{2}} \lambda \right\|_{L^2(\Gamma)}^2 + \frac{\delta_1^2}{2} \left\| \gamma^{\frac{1}{2}} K_\nu^{-\frac{1}{2}} \lambda_p \right\|_{L^2(\Gamma)}^2 \end{aligned}$$

with $\delta_2 > 0$ a constant.

Let us consider the second term after the inequality. The fact that the extension operator \mathcal{R}_h has zero normal trace on $\partial\Omega^d$, the positive definiteness of K , and the trace theorem give us

$$\begin{aligned} & \|\epsilon(\mathbf{u}_0 + \delta_1 \mathbf{u}_{0,p}) \cdot \boldsymbol{\nu}\|_{H^{-\frac{1}{2}}(\partial\Omega_D)} \\ & \leq \|\epsilon(\mathbf{u}_0 + \mathcal{R}_h \lambda) \cdot \boldsymbol{\nu}\|_{H^{-\frac{1}{2}}(\partial\Omega_D)} + \delta_1 \|\epsilon(\mathbf{u}_{0,p} + \mathcal{R}_h \lambda_p) \cdot \boldsymbol{\nu}\|_{H^{-\frac{1}{2}}(\partial\Omega_D)} \\ & \lesssim \left\| K^{-\frac{1}{2}}(\mathbf{u}_0 + \mathcal{R}_h \lambda) \right\|_{L^2(\Omega)} + \|\nabla \cdot \epsilon(\mathbf{u}_0 + \mathcal{R}_h \lambda)\|_{L^2(\Omega)} \\ (3.24) \quad & + \delta_1 \left\| K^{-\frac{1}{2}}(\mathbf{u}_{0,p} + \mathcal{R}_h \lambda_p) \right\|_{L^2(\Omega)} + \delta_1 \|\nabla \cdot \epsilon(\mathbf{u}_{0,p} + \mathcal{R}_h \lambda_p)\|_{L^2(\Omega)}. \end{aligned}$$

Considering the second term, let ϵ_h be the piecewise constant approximation of ϵ given by its elementwise averages. We then use $\nabla \cdot \mathcal{V}_h \subseteq \mathcal{Q}_h$ from (3.1) and the L^∞

approximation property of ϵ_h from [13] to obtain

$$\begin{aligned}
 & \|\nabla \cdot \epsilon(\mathbf{u}_0 + \mathcal{R}_h \lambda)\|_{L^2(\Omega)} \\
 & \leq \|(\nabla \epsilon) \cdot (\mathbf{u}_0 + \mathcal{R}_h \lambda)\|_{L^2(\Omega)} + \|\epsilon \nabla \cdot (\mathbf{u}_0 + \mathcal{R}_h \lambda)\|_{L^2(\Omega)} \\
 & \lesssim \left\| \epsilon^{\frac{1}{2}} \right\|_{L^\infty(\Omega)} \|\mathbf{u}_0 + \mathcal{R}_h \lambda\|_{L^2(\Omega)} + \|(\epsilon - \epsilon_h) \nabla \cdot (\mathbf{u}_0 + \mathcal{R}_h \lambda)\|_{L^2(\Omega)} \\
 & \quad + \|\Pi_{\mathcal{Q}_h} \epsilon_h \nabla \cdot (\mathbf{u}_0 + \mathcal{R}_h \lambda)\|_{L^2(\Omega)} \\
 & \lesssim \|\mathbf{u}_0 + \mathcal{R}_h \lambda\|_{L^2(\Omega)} + \|(\epsilon - \epsilon_h) \nabla \cdot (\mathbf{u}_0 + \mathcal{R}_h \lambda)\|_{L^2(\Omega)} \\
 & \quad + \|\Pi_{\mathcal{Q}_h} (\epsilon_h - \epsilon) \nabla \cdot (\mathbf{u}_0 + \mathcal{R}_h \lambda)\|_{L^2(\Omega)} + \|\Pi_{\mathcal{Q}_h} \epsilon \nabla \cdot (\mathbf{u}_0 + \mathcal{R}_h \lambda)\|_{L^2(\Omega)} \\
 & \lesssim \|\mathbf{u}_0 + \mathcal{R}_h \lambda\|_{L^2(\Omega)} + h \|\nabla \epsilon\|_{L^\infty(\Omega)} \|\nabla \cdot (\mathbf{u}_0 + \mathcal{R}_h \lambda)\|_{L^2(\Omega)} \\
 & \quad + \|\Pi_{\mathcal{Q}_h} \epsilon \nabla \cdot (\mathbf{u}_0 + \mathcal{R}_h \lambda)\|_{L^2(\Omega)} \\
 (3.25) \quad & \lesssim \|\mathbf{u}_0 + \mathcal{R}_h \lambda\|_{L^2(\Omega)} + \|\Pi_{\mathcal{Q}_h} \epsilon \nabla \cdot (\mathbf{u}_0 + \mathcal{R}_h \lambda)\|_{L^2(\Omega)},
 \end{aligned}$$

using an inverse inequality. Finally, we use assumption (2.15) and the positive definiteness of K to derive

$$\begin{aligned}
 & \|\Pi_{\mathcal{Q}_h} \epsilon \nabla \cdot (\mathbf{u}_0 + \mathcal{R}_h \lambda)\|_{L^2(\Omega)} \\
 & \lesssim \|\Pi_{\mathcal{Q}_h} (\nabla \epsilon) \cdot (\mathbf{u}_0 + \mathcal{R}_h \lambda)\|_{L^2(\Omega)} + \|\Pi_{\mathcal{Q}_h} \nabla \cdot \epsilon (\mathbf{u}_0 + \mathcal{R}_h \lambda)\|_{L^2(\Omega)} \\
 & \lesssim \|\mathbf{u}_0 + \mathcal{R}_h \lambda\|_{L^2(\Omega)} + \|\Pi_{\mathcal{Q}_h} \nabla \cdot \epsilon (\mathbf{u}_0 + \mathcal{R}_h \lambda)\|_{L^2(\Omega)} \\
 & \lesssim \|\mathbf{u}_0 + \mathcal{R}_h \lambda\|_{L^2(\Omega)} + \|\Pi_{\mathcal{Q}_h} D \cdot [\epsilon(\mathbf{v}_0 + \mathcal{R}_h \mu), \hat{\epsilon} \mu]\|_{L^2(\Omega)} \\
 & \quad + \|\Pi_{\mathcal{Q}_h} \llbracket \hat{\epsilon} \mu \rrbracket\|_{L^2(\Omega)} \\
 (3.26) \quad & \lesssim \llbracket \mathbf{u}_0, \lambda \rrbracket_{\mathcal{X}_{\mathcal{R},h}}.
 \end{aligned}$$

The steps from (3.25) and (3.26) are then repeated for $\mathbf{u}_{0,p} + \mathcal{R}_h \lambda_p$ and we conclude

$$(3.27) \quad \|\epsilon(\mathbf{u}_0 + \delta_1 \mathbf{u}_{0,p}) \cdot \boldsymbol{\nu}\|_{H^{-\frac{1}{2}}(\partial\Omega_D)}^2 \lesssim \llbracket \mathbf{u}_0, \lambda \rrbracket_{\mathcal{X}_{\mathcal{R},h}}^2 + \delta_1^2 \llbracket \mathbf{u}_{0,p}, \lambda_p \rrbracket_{\mathcal{X}_{\mathcal{R},h}}^2.$$

By setting δ_2 sufficiently small and using the properties of $(\mathbf{u}_{0,p}, \lambda_p)$ from (3.23), we obtain

$$(3.28) \quad \llbracket \mathbf{u}_0, \lambda \rrbracket_{\mathcal{X}_{\mathcal{R},h}}^2 + \delta_1 \|p\|_{\mathcal{Q}_h}^2 \lesssim \left\| \epsilon^{\frac{3}{2}} f \right\|_{L^2(\Omega)}^2 + \|g\|_{H^{\frac{1}{2}}(\partial\Omega_D)}^2 + \delta_1^2 \|p\|_{\mathcal{Q}_h}^2.$$

Choosing a sufficiently small value for δ_1 then concludes the stability estimate. Since we are considering a square linear system, this estimate implies the existence and uniqueness of the solution. \square

With the stability result from Theorem 3.3, we continue with the basic error estimates. The true solution, i.e., the unique solution to (2.23), will be denoted by $(\mathbf{u}_0, \lambda, p)$ and the finite element solution will be called $(\mathbf{u}_{0,h}, \lambda_h, p_h)$. Since we are interested in the combined fluxes, we reintroduce

$$\mathbf{u} = \mathbf{u}_0 + \mathcal{R} \lambda, \quad \mathbf{u}_h = \mathbf{u}_{0,h} + \mathcal{R}_h \lambda_h.$$

These definitions show the flexibility in the choice of extension operator. In fact, for a given \mathbf{u} with normal trace λ on Γ , the above decomposition is possible for an arbitrary choice of \mathcal{R} satisfying (2.18). In turn, the goal of the analysis which follows is not to prove that $\mathbf{u}_{0,h}$ converges to \mathbf{u}_0 since this depends completely on the choice

of extension operator. Rather, we aim to show that the combined flux \mathbf{u}_h converges to \mathbf{u} . To emphasize this nuance, we introduce the norm:

$$(3.29) \quad \|[\mathbf{v}, \mu]\|_{\mathcal{X}_h}^2 = \left\| K^{-\frac{1}{2}} \mathbf{v} \right\|_{L^2(\Omega)}^2 + \left\| \gamma^{\frac{1}{2}} K_\nu^{-\frac{1}{2}} \mu \right\|_{L^2(\Gamma)}^2 + \|\Pi_{\mathcal{Q}_h} D \cdot [\epsilon \mathbf{v}, \hat{\epsilon} \mu]\|_{L^2(\Omega)}^2.$$

Let $\Pi_{\Lambda_h} : \Lambda \rightarrow \Lambda_h$ and $\Pi_{\mathcal{Q}_h} : \mathcal{Q} \rightarrow \mathcal{Q}_h$ be L^2 -projection operators to the corresponding discrete spaces. Additionally, let $\Pi_{V_h^d}^d : V^d \cap (L^{2+s})^d \rightarrow V_h^d$ for $1 \leq d \leq n$ and $s > 0$ denote the standard Fortin interpolator associated with the chosen flux space V^d . The direct sum of $\Pi_{V_h^d}^d$ over all dimensions $1 \leq d \leq n$ gives us $\Pi_{\mathcal{V}_h}$.

We continue with the convergence analysis. Let k represent the order of the polynomials in the pressure space. The following interpolation estimates hold for the associated operators $\Pi_{\mathcal{V}_h}$, Π_{Λ_h} , and $\Pi_{\mathcal{Q}_h}$ (see, e.g., [5, 9]):

$$(3.30a) \quad \|\mathbf{u} - \Pi_{\mathcal{V}_h} \mathbf{u}\|_{0,\Omega} \lesssim \|\mathbf{u}\|_{r,\Omega} h^r, \quad 1 \leq r \leq k + 1,$$

$$(3.30b) \quad \|\nabla \cdot (\mathbf{u} - \Pi_{\mathcal{V}_h} \mathbf{u})\|_{0,\Omega} \lesssim \|\nabla \cdot \mathbf{u}\|_{r,\Omega} h^r, \quad 1 \leq r \leq k + 1,$$

$$(3.30c) \quad \|\lambda - \Pi_{\Lambda_h} \lambda\|_{0,\Gamma} \lesssim \|\lambda\|_{r,\Gamma} h^r, \quad 1 \leq r \leq k + 1,$$

$$(3.30d) \quad \|p - \Pi_{\mathcal{Q}_h} p\|_{0,\Omega} \lesssim \|p\|_{r,\Omega} h^r, \quad 1 \leq r \leq k + 1.$$

Here, $\|\cdot\|_{r,\Sigma}$ is short-hand for the $H^r(\Sigma)$ -norm.

We are now ready to continue with the error estimates. For this, we employ the same strategy as in [7]. First, the test functions are chosen from the discrete function spaces and we subtract the systems (2.23) and (3.5) to obtain

$$(3.31) \quad \begin{aligned} & (K^{-1}(\mathbf{u} - \mathbf{u}_h), \mathbf{v}_h)_\Omega + \langle \gamma K_\nu^{-1}(\lambda - \lambda_h), \mu_h \rangle_\Gamma - (p - p_h, D \cdot [\epsilon \mathbf{v}_h, \hat{\epsilon} \mu_h])_\Omega \\ & + (q_h, D \cdot [\epsilon(\mathbf{u} - \mathbf{u}_h), \hat{\epsilon}(\lambda - \lambda_h)])_\Omega = 0. \end{aligned}$$

An immediate consequence of choosing $q_h = \Pi_{\mathcal{Q}_h} D \cdot [\epsilon(\mathbf{u} - \mathbf{u}_h), \hat{\epsilon}(\lambda - \lambda_h)]$ is that

$$(3.32) \quad \Pi_{\mathcal{Q}_h} D \cdot [\epsilon(\mathbf{u} - \mathbf{u}_h), \hat{\epsilon}(\lambda - \lambda_h)] = 0.$$

Turning back to (3.31), we introduce the projections of the true solution onto the corresponding spaces and manipulate the equation to

$$\begin{aligned} & (K^{-1}(\Pi_{\mathcal{V}_h} \mathbf{u} - \mathbf{u}_h), \mathbf{v}_h)_\Omega + \langle \gamma K_\nu^{-1}(\Pi_{\Lambda_h} \lambda - \lambda_h), \mu_h \rangle_\Gamma - (\Pi_{\mathcal{Q}_h} p - p_h, D \cdot [\epsilon \mathbf{v}_h, \hat{\epsilon} \mu_h])_\Omega \\ & + (q_h, \Pi_{\mathcal{Q}_h} D \cdot [\epsilon(\Pi_{\mathcal{V}_h} \mathbf{u} - \mathbf{u}_h), \hat{\epsilon}(\Pi_{\Lambda_h} \lambda - \lambda_h)])_\Omega \\ & = (K^{-1}(\Pi_{\mathcal{V}_h} \mathbf{u} - \mathbf{u}), \mathbf{v}_h)_\Omega + \langle \gamma K_\nu^{-1}(\Pi_{\Lambda_h} \lambda - \lambda), \mu_h \rangle_\Gamma - (\Pi_{\mathcal{Q}_h} p - p, D \cdot [\epsilon \mathbf{v}_h, \hat{\epsilon} \mu_h])_\Omega \\ & + (q_h, \Pi_{\mathcal{Q}_h} D \cdot [\epsilon(\Pi_{\mathcal{V}_h} \mathbf{u} - \mathbf{u}), \hat{\epsilon}(\Pi_{\Lambda_h} \lambda - \lambda)])_\Omega. \end{aligned}$$

We continue by making the following explicit choice of test functions. For that, we first introduce the pair $(\mathbf{u}_{p,h}, \lambda_{p,h})$ from the inf-sup condition in Lemma 3.2 based on the pressure distribution $\Pi_{\mathcal{Q}_h} p - p_h$. Let us recall the following two properties:

$$(3.33a) \quad -(\Pi_{\mathcal{Q}_h} p - p_h, D \cdot [\epsilon \mathbf{u}_{p,h}, \hat{\epsilon} \lambda_{p,h}])_\Omega = \|\Pi_{\mathcal{Q}_h} p - p_h\|_{\mathcal{Q}_h}^2,$$

$$(3.33b) \quad \|[\mathbf{u}_{p,h}, \lambda_{p,h}]\|_{\mathcal{X}_h} \lesssim \|\Pi_{\mathcal{Q}_h} p - p_h\|_{\mathcal{Q}_h}.$$

Under the assumption that the solution has sufficient regularity, we are ready to set the test functions as

$$\begin{aligned} \mathbf{v}_h &= \Pi_{\mathcal{V}_h} \mathbf{u} - \mathbf{u}_h + \delta_1 \mathbf{u}_{p,h}, \\ \mu_h &= \Pi_{\Lambda_h} \lambda - \lambda_h + \delta_1 \lambda_{p,h}, \\ q_h &= \Pi_{\mathcal{Q}_h} p - p_h \end{aligned}$$

with $\delta_1 > 0$ to be determined later. Substitution in the above system and applying Cauchy–Schwarz and Young inequalities multiple times (with parameters $\delta_1, \delta_2, \delta_3 > 0$) and (3.33a) then gives us

$$\begin{aligned}
 & \left(1 - \frac{\delta_2}{2} - \frac{\delta_3}{2}\right) \left(\left\| K^{-\frac{1}{2}}(\Pi_{\mathcal{V}_h} \mathbf{u} - \mathbf{u}_h) \right\|_{L^2(\Omega)}^2 + \left\| \gamma^{\frac{1}{2}} K_\nu^{-\frac{1}{2}}(\Pi_{\Lambda_h} \lambda - \lambda_h) \right\|_{L^2(\Gamma)}^2 \right) \\
 & \quad + \delta_1 \|\Pi_{\mathcal{Q}_h} p - p_h\|_{\mathcal{Q}_h}^2 \\
 & \leq \left(\frac{1}{2\delta_3} + \frac{1}{2}\right) \left(\left\| K^{-\frac{1}{2}}(\Pi_{\mathcal{V}_h} \mathbf{u} - \mathbf{u}) \right\|_{L^2(\Omega)}^2 + \left\| \gamma^{\frac{1}{2}} K_\nu^{-\frac{1}{2}}(\Pi_{\Lambda_h} \lambda - \lambda) \right\|_{L^2(\Gamma)}^2 \right) \\
 & + \frac{1}{2\delta_1} \|\hat{\epsilon}_{\max}^{-1} \Pi_{\mathcal{Q}_h} D \cdot [\epsilon(\Pi_{\mathcal{V}_h} \mathbf{u} - \mathbf{u}), \hat{\epsilon}(\Pi_{\Lambda_h} \lambda - \lambda)]\|_{L^2(\Omega)}^2 \\
 & \quad + \frac{\delta_1}{2} \|\hat{\epsilon}_{\max}(\Pi_{\mathcal{Q}_h} p - p_h)\|_{L^2(\Omega)}^2 \\
 & \quad + \left(\frac{1}{2\delta_2} + \frac{1}{2}\right) \delta_1^2 \left(\left\| K^{-\frac{1}{2}} \mathbf{u}_{p,h} \right\|_{L^2(\Omega)}^2 + \left\| \gamma^{\frac{1}{2}} K_\nu^{-\frac{1}{2}} \lambda_{p,h} \right\|_{L^2(\Gamma)}^2 \right) \\
 (3.34) \quad & \quad + (p - \Pi_{\mathcal{Q}_h} p, D \cdot [\epsilon(\Pi_{\mathcal{V}_h} \mathbf{u} - \mathbf{u}_h + \delta_1 \mathbf{u}_{p,h}), \hat{\epsilon}(\Pi_{\Lambda_h} \lambda - \lambda_h + \delta_1 \lambda_{p,h})])_\Omega.
 \end{aligned}$$

We continue to form a bound on the last term in (3.34). For brevity, we briefly revert to the notation of \mathbf{v}_h and μ_h . The definition of the operator $D \cdot$ and the product rule give us

$$\begin{aligned}
 & (p - \Pi_{\mathcal{Q}_h} p, D \cdot [\epsilon \mathbf{v}_h, \hat{\epsilon} \mu_h])_\Omega \\
 & \quad = (p - \Pi_{\mathcal{Q}_h} p, \nabla \cdot \epsilon \mathbf{v}_h + \llbracket \hat{\epsilon} \mu_h \rrbracket)_\Omega \\
 (3.35) \quad & \quad = (p - \Pi_{\mathcal{Q}_h} p, \nabla \epsilon \cdot \mathbf{v}_h)_\Omega + (p - \Pi_{\mathcal{Q}_h} p, \epsilon \nabla \cdot \mathbf{v}_h)_\Omega + (p - \Pi_{\mathcal{Q}_h} p, \llbracket \hat{\epsilon} \mu_h \rrbracket)_\Omega.
 \end{aligned}$$

Let us consider the three terms on the right-hand side one at a time. For the first term, we use Cauchy–Schwarz, (2.3), and the positive-definiteness of K to derive

$$\begin{aligned}
 & (p - \Pi_{\mathcal{Q}_h} p, \nabla \epsilon \cdot \mathbf{v}_h)_\Omega \leq \|p - \Pi_{\mathcal{Q}_h} p\|_{L^2(\Omega)} \|\nabla \epsilon\|_{L^\infty(\Omega)} \|\mathbf{v}_h\|_{L^2(\Omega)} \\
 & \quad \lesssim \|p - \Pi_{\mathcal{Q}_h} p\|_{L^2(\Omega)} \|\mathbf{v}_h\|_{L^2(\Omega)} \\
 (3.36) \quad & \quad \lesssim \|p - \Pi_{\mathcal{Q}_h} p\|_{L^2(\Omega)} \|K^{-\frac{1}{2}} \mathbf{v}_h\|_{L^2(\Omega)}.
 \end{aligned}$$

Let us continue with the second term. Let ϵ_h be the piecewise constant approximation of ϵ given by its elementwise averages. Since $\nabla \cdot \mathbf{v}_h \in \mathcal{Q}_h$, we have $\epsilon_h \nabla \cdot \mathbf{v}_h \in \mathcal{Q}_h$. We use this in combination with the L^∞ approximation property of ϵ_h from [13] and an inverse inequality to derive

$$\begin{aligned}
 & (p - \Pi_{\mathcal{Q}_h} p, \epsilon \nabla \cdot \mathbf{v}_h)_\Omega = ((I - \Pi_{\mathcal{Q}_h})p, (\epsilon - \epsilon_h) \nabla \cdot \mathbf{v}_h)_\Omega \\
 & \quad \lesssim \|p - \Pi_{\mathcal{Q}_h} p\|_{L^2(\Omega)} h \|\nabla \epsilon\|_{L^\infty(\Omega)} \|\nabla \cdot \mathbf{v}_h\|_{L^2(\Omega)} \\
 & \quad \lesssim \|p - \Pi_{\mathcal{Q}_h} p\|_{L^2(\Omega)} \|\mathbf{v}_h\|_{L^2(\Omega)} \\
 (3.37) \quad & \quad \lesssim \|p - \Pi_{\mathcal{Q}_h} p\|_{L^2(\Omega)} \|K^{-\frac{1}{2}} \mathbf{v}_h\|_{L^2(\Omega)}.
 \end{aligned}$$

Next, we consider the final term in (3.35). With the exception of $d = 1$ and $n = 3$, this term is zero since $\llbracket \Lambda_h \rrbracket = \mathcal{Q}_h$ by (3.3) and $\hat{\epsilon}$ is constant. Thus, let us consider a Ω^d with $d = 1$ and $n = 3$. In this case, we derive using (2.15)

$$\begin{aligned}
 & (p - \Pi_{\mathcal{Q}_h} p, \llbracket \hat{\epsilon} \mu_h \rrbracket)_{\Omega^d} \lesssim \|p - \Pi_{\mathcal{Q}_h} p\|_{L^2(\Omega^d)} \|\hat{\epsilon} \mu_h\|_{L^2(\Gamma^d)} \\
 (3.38) \quad & \quad \lesssim \|p - \Pi_{\mathcal{Q}_h} p\|_{L^2(\Omega^d)} \|\gamma^{\frac{1}{2}} K_\nu^{-\frac{1}{2}} \mu_h\|_{L^2(\Gamma^d)}.
 \end{aligned}$$

For the final term in (3.34), we then obtain from (3.35)–(3.38)

$$\begin{aligned}
 & (p - \Pi_{\mathcal{Q}_h} p, D \cdot [\epsilon \mathbf{v}_h, \hat{\epsilon} \mu_h])_{\Omega} \\
 & \lesssim \|p - \Pi_{\mathcal{Q}_h} p\|_{L^2(\Omega)} \left(\|K^{-\frac{1}{2}} \mathbf{v}_h\|_{L^2(\Omega)} + \|\gamma^{\frac{1}{2}} K_{\nu}^{-\frac{1}{2}} \mu_h^1\|_{L^2(\Gamma^1)} \right) \\
 & \leq \|p - \Pi_{\mathcal{Q}_h} p\|_{L^2(\Omega)} \left(\|K^{-\frac{1}{2}} (\Pi_{\mathcal{V}_h} \mathbf{u} - \mathbf{u}_h)\|_{L^2(\Omega)} + \|K^{-\frac{1}{2}} \delta_1 \mathbf{u}_{p,h}\|_{L^2(\Omega)} \right. \\
 & \quad \left. + \|\gamma^{\frac{1}{2}} K_{\nu}^{-\frac{1}{2}} (\Pi_{\Lambda_h}^1 \lambda^1 - \lambda_h^1)\|_{L^2(\Gamma^1)} + \|\gamma^{\frac{1}{2}} K_{\nu}^{-\frac{1}{2}} \delta_1 \lambda_{p,h}^1\|_{L^2(\Gamma^1)} \right) \\
 & \leq \left(\frac{1}{2\delta_4} + \frac{1}{2\delta_5} + 1 \right) \|p - \Pi_{\mathcal{Q}_h} p\|_{L^2(\Omega)}^2 \\
 & \quad + \frac{\delta_4}{2} \|K^{-\frac{1}{2}} \Pi_{\mathcal{V}_h} \mathbf{u} - \mathbf{u}_h\|_{L^2(\Omega)}^2 + \frac{1}{2} \delta_1^2 \|K^{-\frac{1}{2}} \mathbf{u}_{p,h}\|_{L^2(\Omega)}^2 \\
 & \quad + \frac{\delta_5}{2} \|\gamma^{\frac{1}{2}} K_{\nu}^{-\frac{1}{2}} (\Pi_{\Lambda_h}^1 \lambda^1 - \lambda_h^1)\|_{L^2(\Gamma^1)}^2 + \frac{1}{2} \delta_1^2 \|\gamma^{\frac{1}{2}} K_{\nu}^{-\frac{1}{2}} \lambda_{p,h}^1\|_{L^2(\Gamma^1)}^2.
 \end{aligned}$$

We collect the above and set the parameters δ_2 to δ_5 sufficiently small. In turn, (3.33b) and a sufficiently small δ_1 then give us the estimate

$$\begin{aligned}
 & \|K^{-\frac{1}{2}} (\Pi_{\mathcal{V}_h} \mathbf{u} - \mathbf{u}_h)\|_{L^2(\Omega)}^2 + \|\gamma^{\frac{1}{2}} K_{\nu}^{-\frac{1}{2}} (\Pi_{\Lambda_h} \lambda - \lambda_h)\|_{L^2(\Gamma)}^2 + \|\Pi_{\mathcal{Q}_h} p - p_h\|_{\mathcal{Q}_h}^2 \\
 & \lesssim \|[\mathbf{u} - \Pi_{\mathcal{V}_h} \mathbf{u}, \lambda - \Pi_{\Lambda_h} \lambda]\|_{\mathcal{X}_h}^2 + \|p - \Pi_{\mathcal{Q}_h} p\|_{L^2(\Omega)}^2.
 \end{aligned}$$

Thus, with (3.32), the triangle inequality, and the properties from (3.30), we have shown convergence of order $k + 1$ as stated in the following theorem.

THEOREM 3.4 (convergence). *Let $(\mathbf{u}_0, \lambda, p)$ solve (2.23) and denote $\mathbf{u} = \mathbf{u}_0 + \mathcal{R}\lambda$. Analogously, let $(\mathbf{u}_{0,h}, \lambda_h, p_h)$ solve (3.5) and denote $\mathbf{u}_h = \mathbf{u}_{0,h} + \mathcal{R}_h \lambda_h$. Then, given a quasi-uniform grid, the norms from (3.13) and (3.29), and finite element spaces chosen according to section 3.1 with corresponding Fortin interpolators from (3.30), the following error estimate holds:*

$$\begin{aligned}
 & \|[\mathbf{u} - \mathbf{u}_h, \lambda - \lambda_h]\|_{\mathcal{X}_h} + \|p - p_h\|_{\mathcal{Q}_h} \\
 & \lesssim \|[\mathbf{u} - \Pi_{\mathcal{V}_h} \mathbf{u}, \lambda - \Pi_{\Lambda_h} \lambda]\|_{\mathcal{X}_h} + \|p - \Pi_{\mathcal{Q}_h} p\|_{L^2(\Omega)} \\
 (3.39) \quad & \lesssim h^{k+1} (\|\mathbf{u}\|_{k+1,\Omega} + \|\nabla \cdot \mathbf{u}\|_{k+1,\Omega} + \|\lambda\|_{k+1,\Gamma} + \|p\|_{k+1,\Omega}).
 \end{aligned}$$

4. Numerical results. To confirm the theory derived in the previous sections, we show two sets of numerical results using test cases designed to highlight some of the typical challenges associated with fracture flow simulation. First, we introduce a setup in two dimensions and describe the included features with their associated parameters, followed by an evaluation of the results. This example includes a fracture tip gradually decreasing to zero, thus indicating that (2.15) may not be a necessary condition. Next, a three-dimensional problem is considered which provides an accessible illustration of the dimensional decomposition.

The triplet of finite element spaces we explore numerically is given by

$$(4.1) \quad \mathcal{V}_h = \bigoplus_{d=1}^n \mathbb{RT}_0(\mathcal{T}_{\Omega}^d), \quad \mathcal{Q}_h = \bigoplus_{d=0}^n \mathbb{P}_0(\mathcal{T}_{\Omega}^d), \quad \Lambda_h = \bigoplus_{d=0}^{n-1} \mathbb{P}_0(\mathcal{T}_{\Gamma}^d).$$

Here, \mathbb{RT}_0 represents the lowest order Raviart–Thomas(–Nedelec) space [27, 31] which corresponds with continuous, linear Lagrange elements for $d = 1$. The space \mathbb{P}_0 represents piecewise constants. As is required, we choose $\mathcal{V}_{0,h} = \mathcal{V}_0 \cap \mathcal{V}_h$ with zero normal trace on Γ .

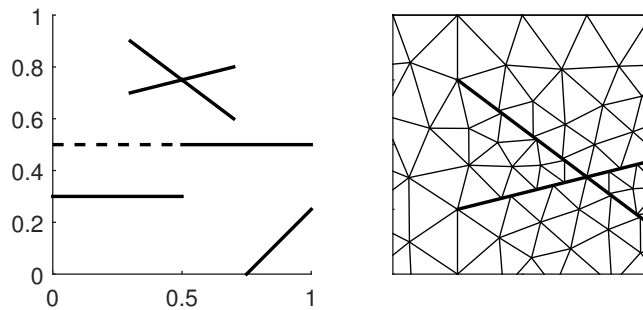


FIG. 3. (Left) The domain contains an intersection, multiple fracture endings, a fracture passing through the domain, and a virtual extension of a fracture represented by the dashed line. (Right) The grid is nonmatching along all fractures, including the sections with zero aperture.

4.1. Two-dimensional problem. For the two-dimensional test case, the domain Ω is the unit square. A unit pressure drop is simulated by imposing a Dirichlet boundary condition for the pressure at the top and bottom boundaries of Ω . On the remaining sides, a no-flow boundary condition is imposed. For simplicity, the source function f is set to zero.

Multiple fractures with different properties are added to Ω to show the extent of the capabilities of the method. Figure 3 (left) gives an illustration of these fractures. First, the domain contains a fracture intersection. Modeling intersections is nontrivial for a variety of fracture flow schemes and typically calls for special considerations (see, e.g., [15, 18, 32, 33]). In contrast, for the method we present, the implementation of an intersection follows naturally due to the dimensional decomposition. Although the test case merely contains a single intersection, this can easily be extended.

In addition to the intersection, a second aspect is the termination of fractures. The method is designed to handle these endings well, which is investigated by introducing immersed and half-immersed fractures as well as fractures crossing through the boundary as shown in Figure 3 (left). As suggested in subsection 2.2, a fracture ending can either be modeled by ending the feature and setting a zero-flux boundary condition or letting the aperture decrease to zero. Both models are included here, applied to the lower and upper horizontal fractures, respectively.

By setting the aperture to zero, a virtual extension is created which may be desirable for computational reasons. Due to the close relation to mortar methods, a virtual fracture can serve as an interface between two subdomains with nonmatching grids, thus creating a domain decomposition method. By setting the aperture to zero, tangential flow is naturally eliminated and the method simplifies to a mortar scheme with the normal flux as the mortar variable. For our test case, the region where this occurs is illustrated by a dashed line in Figure 3.

Furthermore, we investigate the handling of nonmatching grids by independently meshing the two sides of all fractures, illustrated by Figure 3 (right). The mortar mesh is then chosen sufficiently coarse in order to meet requirement (3.2).

Let us continue by defining the parameters for the test cases. First, we assume isotropic permeability in Ω^2 and set K^2 as the 2×2 identity tensor. The different included fractures are given different material properties, given in Table 1. The aperture γ is chosen as a constant in all fractures except for the central horizontal feature Ω_7^1 , which has zero aperture for $x_1 \leq 0.5$ and we let the aperture increase for $x_1 > 0.5$ subject to the constraint on the gradient from (2.3). The precise formula is given in

TABLE 1

The coordinates and parameters associated with the lower-dimensional domains.

	x_{start}	x_{end}	K, K_ν	γ
Ω_1^0	(0.5, 0.75)		100	0.01
Ω_1^1	(0.5, 0.75)	(0.7, 0.8)	100	0.01
Ω_2^1	(0.5, 0.75)	(0.3, 0.9)	100	0.01
Ω_3^1	(0.5, 0.75)	(0.3, 0.7)	100	0.01
Ω_4^1	(0.5, 0.75)	(0.7, 0.6)	100	0.01
Ω_5^1	(0.75, 0)	(1, 0.75)	100	0.01
Ω_6^1	(0, 0.3)	(0.5, 0.3)	0.01	0.01
Ω_7^1	(0, 0.5)	(1, 0.5)	0.01	$0.01(2 \max(x_1 - 0.5, 0))^4$

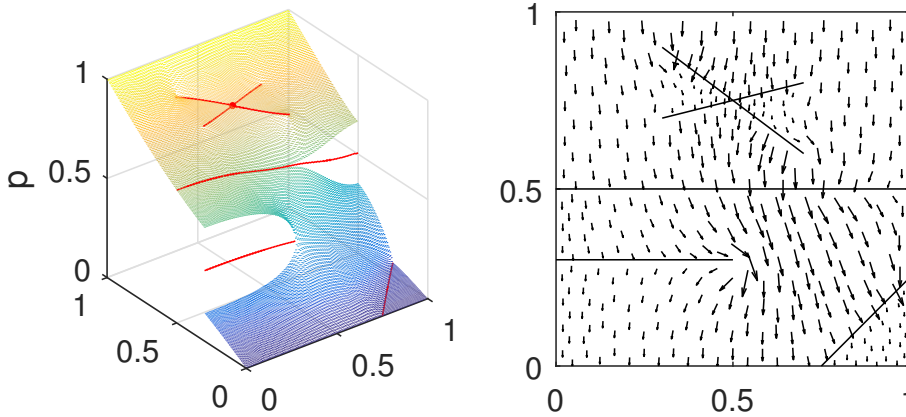


FIG. 4. (Left) The pressure distribution for the two-dimensional test case. The effects of abrupt fracture endings as opposed to gradual closure of fractures is apparent around the tips of the blocking features. Continuity of the solution is visible where the aperture equals zero. (Right) The flow uses conducting fractures as preferential flow paths whereas it is forced around the features with low permeability.

Table 1. Fractures with high permeabilities are expected to stimulate flow whereas a low permeability leads to blocking features.

For this example, we assume that K_ν^0 , i.e., the permeability in the intersection point, is given. It is possible to define this permeability differently on each interface between fracture and intersection depending on the permeabilities of the attached fractures. Alternatively, a single value can be prescribed, yet this will rely heavily on the modeling assumptions. Here, we omit such procedures in order to present the scheme in the most general setting.

4.1.1. Qualitative results. The results for the two-dimensional test case introduced above are shown in Figure 4 with the use of lowest order Raviart–Thomas elements for the flux and piecewise constants for the mortar and pressure variables (see (4.1)). As expected, the results are free of oscillations and neither the fracture endings, intersection, nor nonmatching grid cause problems for the scheme. Moreover, the solution is qualitatively in accordance with the physically expected results.

Most notably, we observe the effects on the pressure distribution related to the prescribed permeabilities and apertures. High permeabilities enforce a nearly continuous pressure, which is clearly shown both between the fracture and matrix pressures, but similarly between the fracture and intersection pressure, represented by a dot. On

the other hand, the two regions with low permeabilities result in a pressure discontinuity across the fracture. Recall that the abrupt fracture ending calls for a no-flux boundary condition, whereas a gradual decrease in aperture naturally stops the flow beyond the closure point of the fracture. From the pressure and flux distributions in Figure 4, it is clear that these two different models for fracture endings lead to different behavior of the solution. In particular, the solution is visibly less regular around the abrupt fracture ending compared to the region where a fracture pinches out. Thus, the result emphasizes the impact of abrupt fracture endings relative to gradual pinch-outs for low permeabilities.

As an additional comment, we have also investigated fracture pinch-outs which violate (2.3). In this case, minor oscillations are seen near the fracture tip, verifying that inequality (2.3) is a necessary condition not just for the analysis, but also for the method.

4.1.2. Convergence. According to the theory, we expect to see linear convergence in all variables for the lowest order choice of spaces described by (4.1). To verify this, numerical experiments were performed on five consecutively refined grids. All solutions were then compared to the solution on the finest grid.

Let us continue by describing the norms used in this comparison, starting with the flux variables. These fluxes have irregular behavior around fracture tips resulting in a loss of convergence rates in these regions. For that reason, we exclude balls with some small radius $\rho > 0$ centered at the fracture tips, denoted by \mathfrak{B}_ρ . For this test case, it has been found sufficient to set $\rho = 0.02$. We emphasize that the flux variable is given by $\mathbf{u}_h = \mathbf{u}_{0,h} + \mathcal{R}_h \lambda_h$, i.e., the full flux is compared in accordance with the theory from subsection 3.2. Moreover, (3.32) shows there is no error in the divergence of the flux when comparing the discrete to the continuous solution using the norms from (3.29). Therefore, we consider convergence in the following, appropriately scaled norms:

$$(4.2a) \quad |\mathbf{v}|_{\mathcal{V}} = \left\| K^{-1/2} \mathbf{v} \right\|_{L^2(\Omega \setminus \mathfrak{B}_\rho)}, \quad \mathbf{v} \in \mathcal{V},$$

$$(4.2b) \quad |\mu|_\Lambda = \left\| \gamma^{1/2} K_\nu^{-1/2} \mu \right\|_{L^2(\Gamma)}, \quad \mu \in \Lambda,$$

$$(4.2c) \quad |q|_{\mathcal{Q}} = \|\hat{\epsilon}_{\max} q\|_{L^2(\Omega)}, \quad q \in \mathcal{Q}.$$

The errors and convergence results are shown in Table 2. On average, we observe linear convergence in all variables, confirming the theory. For $d = 0$, which corresponds to a point evaluation of the solution, the accuracy becomes dependent on the particular grid near the intersection, and while the general trend is first order convergence, the particular rates for this example appear erratic.

4.2. Three-dimensional problem. The model problem presented in this section is specifically chosen to illustrate the dimensional decomposition in three dimensions. The domain Ω is constructed by starting with the unit cube and introducing three planar fractures defined by $x_1 = 0.5$, $x_2 = 0.5$, and $x_3 = 0.5$, respectively.

The dimensional decomposition of Ω as described in section 2.1 is then performed as follows. The fractures split the domain into 8 smaller cubes whose union defines Ω^3 . The domain Ω^2 is defined as the union of the fractures excluding the intersection lines (i.e., Ω^2 consists of 12 planar surfaces). Next, the union of the 6 intersection line segments, after exclusion of the intersection point, forms Ω^1 . Finally, the single intersection point with coordinates $(0.5, 0.5, 0.5)$ defines Ω^0 . To conclude, Γ is defined as the union of all interfaces between subdomains of codimension one.

TABLE 2

Relative errors and convergence rates on a grid with typical mesh size h_{coarse} and consecutively refined grids.

	h/h_{coarse}	$d = 0$		$d = 1$		$d = 2$	
		Error	Rate	Error	Rate	Error	Rate
\mathbf{u}_h	2^0			1.40e-01		1.10e-01	
	2^{-1}			6.84e-02	1.04	7.07e-02	0.64
	2^{-2}			3.17e-02	1.11	3.19e-02	1.15
	2^{-3}			1.21e-02	1.39	1.39e-02	1.19
λ_h	2^0	5.46e-02		1.56e-01			
	2^{-1}	1.47e-02	1.90	8.36e-02	0.90		
	2^{-2}	3.74e-03	1.97	4.32e-02	0.95		
	2^{-3}	1.94e-03	0.95	2.06e-02	1.07		
p_h	2^0	9.63e-05		1.04e-02		2.44e-02	
	2^{-1}	4.43e-06	4.44	4.96e-03	1.07	1.21e-02	1.01
	2^{-2}	1.40e-05	-1.66	2.40e-03	1.05	5.87e-03	1.04
	2^{-3}	5.88e-06	1.26	1.04e-03	1.21	2.59e-03	1.18

TABLE 3

Relative errors and convergence rates for the three-dimensional problem. The results show that each variable has (at least) first order convergence in each dimension.

	h	$d = 0$		$d = 1$		$d = 2$		$d = 3$	
		Error	Rate	Error	Rate	Error	Rate	Error	Rate
\mathbf{u}_h	2^{-1}			1.46e-01		3.50e-01		2.76e-01	
	2^{-2}			4.62e-02	1.66	1.97e-01	0.83	1.56e-01	0.83
	2^{-3}			1.31e-02	1.81	9.76e-02	1.02	7.76e-02	1.00
λ_h	2^{-1}	2.24e-01		2.15e-01		1.94e-01			
	2^{-2}	1.71e-02	3.71	9.93e-02	1.12	1.07e-01	0.86		
	2^{-3}	5.96e-03	1.52	4.30e-02	1.21	5.60e-02	0.93		
p_h	2^{-1}	4.51e-02		1.55e-01		1.50e-01		1.36e-01	
	2^{-2}	7.11e-03	2.67	7.40e-02	1.07	7.15e-02	1.07	6.69e-02	1.02
	2^{-3}	1.49e-03	2.25	3.29e-02	1.17	3.17e-02	1.17	3.06e-02	1.13

To close the problem, the following boundary conditions are introduced. The pressure is given at the top and bottom by the function $g(\mathbf{x}) = x_3(x_1^2 + x_2)$. A no-flux condition is set on the remaining boundaries. All fracture planes and lines touching the boundary $\partial\Omega$ naturally inherit these conditions.

The parameters for this test case are chosen such that the problem reflects conducting fractures. Specifically, we set $K^3 = 1$ as the matrix permeability, $K^d = K^d_\nu = 100$ for $0 \leq d \leq 2$, and the aperture as $\gamma = 0.01$ for all lower-dimensional domains. The simplicial meshes generated for this problem are matching along all intersections and thus, a matching mortar mesh is employed. The discretized problem is implemented with the use of FEniCS [24].

Due to the lack of immersed fracture tips in the proposed domain, no special considerations are needed and each variable is expected to converge linearly for all values of d . The numerical results displayed by Table 3 confirm these expectations. Once again, the solution on a finer grid is used to serve as the true solution.

To visualize the solution obtained in this test case, Figure 5 shows the pressure distribution as well as the fracture and matrix flux fields. Due to the parameters and boundary conditions, the solution exhibits a dominant flow through the conductive fractures from top to bottom.

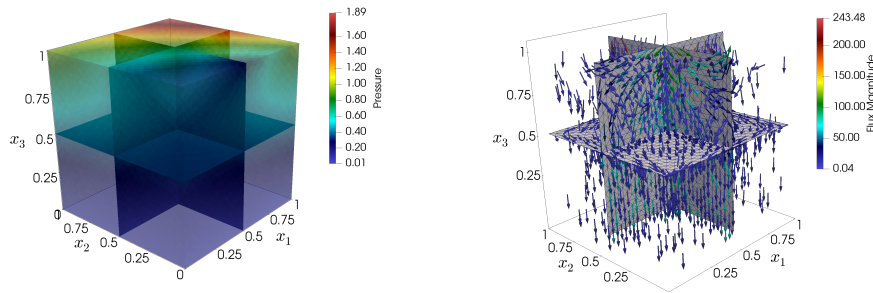


FIG. 5. The pressure distribution (left) and flux fields (right) for the regular three-dimensional case. The solution is qualitatively consistent with expectations for a problem with conducting fractures.

5. Conclusion. In this work, we proposed an MFE method for Darcy flow problems in fractured porous media. The use of flux mortars in a mixed method results in a mass conservative scheme which is able to handle nonmatching grids. The key novel components of the method are the hierarchical approach obtained after subdividing the domain in a dimensional manner, as well as the use of dimensionally composite function spaces to analyze the problem with respect to stability and a priori error estimates. Our analysis shows the method is robust and convergent allowing for varying and arbitrarily small apertures. Numerical results confirm the theory and furthermore show that the constraint on the degeneracy of the normal permeability used in the analysis may not be needed in practice.

Acknowledgments. The authors wish to thank Inga Berre, Sarah Gasda, and Eirik Keilegavlen for valuable comments and discussions on this topic.

REFERENCES

- [1] P.M. ADLER AND J.F. THOVERT, *Fractures and Fracture Networks*, Theory Appl. Transp. Porous Media, Springer, Berlin, 1999.
- [2] C. ALBOIN, J. JAFFRÉ, J.E. ROBERTS, AND C. SERRES, *Domain decomposition for flow in porous media with fractures*, in Domain Decomposition Methods in Sciences and Engineering, C.H. Lai, P.E. Bjorstad, M. Cross, and O.B. Widlund, eds., Domain Decomposition Press, Bergen, Norway, 1999, pp. 365–373.
- [3] C. ALBOIN, J. JAFFRÉ, J.E. ROBERTS, AND C. SERRES, *Modeling fractures as interfaces for flow and transport*, in Fluid Flow and Transport in Porous Media: Mathematical and Numerical Treatment, Z. Chen and R.E. Ewing, eds., Contemp. Math. 295, AMS, Providence, RI, 2002, pp. 13–24.
- [4] P. ANGOT, F. BOYER, AND F. HUBERT, *Asymptotic and numerical modelling of flows in fractured porous media*, ESAIM Math. Model. Numer. Anal., 23 (2009), pp. 239–275.
- [5] T. ARBOGAST, L.C. COWSAR, M.F. WHEELER, AND I. YOTOV, *Mixed finite element methods on non-matching multiblock grids*, SIAM J. Numer. Anal., 37 (2000), pp. 1295–1315.
- [6] T. ARBOGAST, M.A. HESSE, AND A.L. TAICHER, *Mixed methods for two-phase Darcy–Stokes mixtures of partially melted materials with regions of zero porosity*, SIAM J. Sci. Comput., 39 (2017), pp. B375–B402.
- [7] T. ARBOGAST AND A.L. TAICHER, *A linear degenerate elliptic equation arising from two-phase mixtures*, SIAM J. Numer. Anal., 54 (2016), pp. 3105–3122.
- [8] C. BERNARDI, Y. MADAY, AND A.T. PATERA, *A new nonconforming approach to domain decomposition: The mortar element method*, in Nonlinear Partial Differential Equations and Their Applications, Pitman Res. Notes Math. Ser. 299, Longman Scientific and Technical, Harlow, England, 1994, pp. 13–51.
- [9] D. BOFFI, M. FORTIN, AND F. BREZZI, *Mixed Finite Element Methods and Applications*, Springer Ser. Comput. Math., Springer, Berlin, 2013.

- [10] F. BREZZI AND M. FORTIN, *Mixed and hybrid finite elements methods*, Springer Ser. Comput. Math., Springer, Berlin, 1991.
- [11] C. D'ANGELO AND A. SCOTTI, *A mixed finite element method for Darcy flow in fractured porous media with non-matching grids*, ESAIM Math. Model. Numer. Anal., 46 (2011), pp. 465–489.
- [12] P. DIETRICH, R. HELMIG, M. SAUTER, H. HÖTZL, J. KÖNGETER, AND G. TEUTSCH, *Flow and Transport in Fractured Porous Media*, Springer, Berlin, 2005.
- [13] J. DOUGLAS, JR., T. DUPONT, AND L. WAHLBIN, *The stability in L^q of the L^2 -projection into finite element function spaces.*, Numer. Math., 23 (1975), pp. 193–198.
- [14] B. FLEMISCH, I. BERRE, W. BOON, A. FUMAGALLI, N. SCHWENCK, A. SCOTTI, I. STEFANSSON, AND A. TATOMIR, *Benchmarks for single-phase flow in fractured porous media*, Adv. Water Res., 111 (2018), pp. 239–258.
- [15] L. FORMAGGIA, A. FUMAGALLI, A. SCOTTI, AND P. RUFFO, *A reduced model for Darcy's problem in networks of fractures*, ESAIM Math. Model. Numer. Anal., 48 (2014), pp. 1089–1116.
- [16] N. FRIH, V. MARTIN, J.E. ROBERTS, AND A. SAÁDA, *Modeling fractures as interfaces with nonmatching grids*, Comput. Geosci., 16 (2012), pp. 1043–1060.
- [17] A. FUMAGALLI AND I. FAILLE, *A Double-Layer Reduced Model for Fault Flow on Slipping Domains with Hybrid Finite Volume Scheme*, preprint, arXiv:1709.05856, 2017.
- [18] A. FUMAGALLI AND A. SCOTTI, *An efficient XFEM approximation of Darcy flows in arbitrarily fractured porous media*, Oil Gas Sci. Technol. Rev. IFP Energies Nouvelles, 69 (2014), pp. 555–564.
- [19] J. GALVIS AND M. SARKIS, *Non-matching mortar discretization analysis for the coupling Stokes–Darcy equations*, Electron. Trans. Numer. Anal., 26 (2007), pp. 350–384.
- [20] V. GIRAULT, M. F. WHEELER, B. GANIS, AND M.E. MEAR, *A lubrication fracture model in a poro-elastic medium*, Math. Models Methods Appl. Sci., 25 (2015), pp. 587–645.
- [21] R. GLOWINSKI AND M.F. WHEELER, *Domain decomposition and mixed finite element methods for elliptic problems*, in Proceedings of the First International Symposium on Domain Decomposition Methods for Partial Differential Equations, R. Glowinski, G.H. Golub, G.A. Meurant, and J. Periaux, eds., SIAM, Philadelphia, 1988, pp. 144–172.
- [22] M. KARIMI-FARD, L.J. DURLOFSKY, AND K. AZIZ, *An efficient discrete-fracture model applicable for general-purpose reservoir simulators*, SPE Journal, 9 (2004), pp. 227–236.
- [23] R.J. LEVEQUE, *Finite Volume Methods for Hyperbolic Problems*, Cambridge Texts Appl. Math., Cambridge University Press, Cambridge, 2002.
- [24] A. LOGG, K.-A. MARDAL, G.N. WELLS, ET AL., *Automated Solution of Differential Equations by the Finite Element Method*, Springer, Berlin, 2012.
- [25] B.T. MALLISON, M.H. HUI, AND W. NARR, *Practical gridding algorithms for discrete fracture modeling workflows*, in Proceedings of the 12th European Conference on the Mathematics of Oil Recovery, 2010.
- [26] V. MARTIN, J. JAFFRÉ, AND J.E. ROBERTS, *Modeling fractures and barriers as interfaces for flow in porous media*, SIAM J. Sci. Comput., 26 (2005), pp. 1667–1691.
- [27] J.C. NEDELEC, *Mixed finite elements in \mathbb{R}^3* , Numer. Math., 35 (1980), pp. 315–341.
- [28] J.M. NORDBOTTEN AND M.A. CELIA, *Geological Storage of CO₂: Modeling Approaches for Large-Scale Simulation*, Wiley, New York, 2011.
- [29] G. PENCHEVA AND I. YOTOV, *Balancing domain decomposition for mortar mixed finite element methods*, Numer. Linear Algebra Appl., 10 (2003), pp. 159–180.
- [30] A. QUARTERONI AND A. VALLI, *Domain Decomposition Methods for Partial Differential Equations*, Oxford University Press, Oxford, 1999.
- [31] P.A. RAVIART AND J.M. THOMAS, *A mixed finite element method for 2-nd order elliptic problems*, in Mathematical Aspects of Finite Element Methods, I. Galligani and E. Magenes, eds., Lecture Notes in Math. 606, Springer, Berlin, 1977, pp. 292–315.
- [32] T.H. SANDVE, I. BERRE, AND J.M. NORDBOTTEN, *An efficient multi-point flux approximation method for discrete fracture-matrix simulations*, J. Comput. Phys., 231 (2012), pp. 3784–3800.
- [33] N. SCHWENCK, B. FLEMISCH, R. HELMIG, AND B.I. WOHLMUTH, *Dimensionally reduced flow models in fractured porous media: Crossings and boundaries*, Comput. Geosci., 19 (2015), pp. 1219–1230.
- [34] X. TUNC, I. FAILLE, T. GALLOUËT, M.C. CACAS, AND P. HAVÉ, *A model for conductive faults with non-matching grids*, Comput. Geosci., 16 (2012), pp. 277–296.