



Note

On the maximum number of edges in planar graphs of bounded degree and matching number

Lars Jaffke^{a,*}, Paloma T. Lima^b^a Department of Informatics, University of Bergen, Norway^b Computer Science Department, IT University of Copenhagen, Denmark

ARTICLE INFO

Article history:

Received 1 February 2022

Received in revised form 8 November 2022

Accepted 18 March 2023

Available online 31 March 2023

Keywords:

Planar graphs

Matching number

Extremal problems

ABSTRACT

We determine the maximum number of edges that a planar graph can have as a function of its maximum degree and matching number.

© 2023 The Author(s). Published by Elsevier B.V. This is an open access article under the CC BY license (<http://creativecommons.org/licenses/by/4.0/>).

1. Introduction

A typical problem in combinatorics is to determine the maximum number of edges that a graph can have under some structural constraint. For instance, the widely investigated Turán numbers are concerned with the maximum number of edges that a graph can have as a function of its number of vertices, if it does not have a fixed graph H as an induced subgraph. In this work, we are interested in understanding how large a graph can be in terms of its degree and matching number. That is, we want to determine the maximum number of edges that a graph can have if its maximum degree and matching number are both bounded. (Here, the matching number of a graph is the largest size of any matching it contains.) In contrast with the previously mentioned Turán numbers, we do not impose any constraints on the number of vertices. Therefore, in general, if one of the two parameters is unbounded, there is no upper bound on the number of edges that a graph can have: a star can have unbounded number of edges while having matching number one, and a disjoint union of single edges can also have an unbounded number of edges while having maximum degree one. By Vizing's Theorem, every graph can have its edge set partitioned into a family of at most $\Delta(G) + 1$ matchings, where $\Delta(G)$ denotes the maximum degree of the graph G . Thus, bounding both the maximum degree and the matching number is actually enough to bound the number of edges that a graph can have. The question here, which dates back to 1960, is how tight of a bound this is.

Chvátal and Hanson [4] showed an even better (and tight) upper bound on this value, in the case where no further restrictions are imposed on the graphs considered. Later on, Balachandran and Khare [2] gave a constructive proof of the same result, which made it possible to identify the structure of the graphs achieving the given bound on the number of edges. Such graphs are called edge-extremal graphs. Following these studies, the number of edges of edge-extremal graphs were also investigated when additional structural constraints are imposed on the graphs. For instance, claw-free graphs were studied by Dibek et al. [5], bipartite graphs, split graphs, disjoint unions of split graphs and unit interval graphs by

* Corresponding author.

E-mail addresses: lars.jaffke@uib.no (L. Jaffke), palt@itu.dk (P.T. Lima).

Måland [13] and, very recently, chordal graphs were considered by Blair et al. [3]. In all these works, the authors are able to understand how additional structure affects the maximum number of edges that a graph can have: they provide tight upper bounds and provide examples of graphs achieving these bounds.

In this work, we turn our attention to the well-known class of planar graphs, which has already been the object of study for many other combinatorial questions of similar flavour [1,6,8–10,12]. We determine the maximum number of edges that a planar graph can have, given the constraints on its maximum degree and matching number. Given $d, v \in \mathbb{N}$, we denote by $\mathcal{M}_{\text{planar}}(d, v)$ the set of planar graphs such that $\Delta(G) < d$ and $\nu(G) < v$. (We require strict inequality in this definition to be consistent with the literature.) Our main result is summarized in the following theorem.

Theorem 1.1. *Let $d, v \geq 2$ be two integers. If G is a graph in $\mathcal{M}_{\text{planar}}(d, v)$, then*

$$|E_G| \leq \begin{cases} (d-1)(v-1), & \text{if } d = 2 \text{ or } d \geq 7 \\ d(v-1), & \text{if } d = 3 \\ (d-1)(v-1) + \lfloor \frac{v-1}{2} \rfloor, & \text{if } d \in \{4, 5\} \\ (d-1)(v-1) + 2 \cdot \lfloor \frac{v-1}{7} \rfloor + \mathbb{1}[v-1 \bmod 7 \geq 4], & \text{if } d = 6 \end{cases}$$

where $\mathbb{1}[\psi]$ equals 1 if ψ is true and 0 otherwise. In all of the above cases, the bounds are tight.

For each of the above cases of Theorem 1.1, we construct concrete examples of graphs achieving the maximum number of edges. This paper is organized as follows. In Section 2 we define the necessary concepts and state preliminary results that will be used throughout the proof. Section 3 is entirely devoted to the proof of Theorem 1.1. We conclude the paper in Section 4 with problems for further research.

2. Preliminaries

Given two integers a and p , we denote by $(a \bmod p)$ the remainder after dividing a by p . In particular, $(a \bmod p)$ is an integer in $\{0, \dots, p-1\}$.

All the graphs considered in this paper are simple and undirected. We denote by V_G and E_G the vertex set and edge set of G , respectively. Given $v \in V_G$, we denote by $N_G(v)$ the set of vertices that are adjacent to v . The *degree* of v is denoted by $\deg_G(v)$ and is defined as $|N_G(v)|$. The *degree of a graph* G is the maximum degree of a vertex in G and it is denoted by $\Delta(G)$. The *degree sequence* of a graph G with $V_G = \{v_1, v_2, \dots, v_n\}$ is an integer sequence $\sigma = d_1 d_2 \dots d_n$ such that $d_i = \deg_G(v_i)$. It is usual to assume that $d_1 \geq d_2 \geq \dots \geq d_n$. We say a graph G *realizes* the degree sequence σ if its degree sequence is σ .

A set $M \subseteq E_G$ is a *matching* if no two edges in M share a common vertex and M is a *perfect matching* if M is a matching and every vertex of V_G is the endpoint of an edge in M . The *matching number* of G , denoted by $\nu(G)$, is the largest size of a matching in G . A graph G is a *factor-critical graph* if for every $v \in V_G$, $G \setminus v$ has a perfect matching, where $G \setminus v$ denotes the graph obtained from G by the removal of v .

A *tree* is a connected acyclic graph. A *star* is a tree with at most one vertex that is not a leaf, and for $k \in \mathbb{N}$, a *k-star*, denoted by $K_{1,k}$, is a star with k leaves. A graph is a *complete graph* on n vertices, denoted by K_n , if there is an edge between every pair of its vertices. Given two graphs G and H , the *disjoint union* of G and H , denoted by $G + H$ is the graph with vertex set $V_G \cup V_H$ and edge set $E_G \cup E_H$. We denote by pH the graph that is the disjoint union of p copies of a graph H .

A graph is *planar* if it admits an embedding on the plane without crossing edges. A well-known fact about planar graphs is that its number of edges can be upper bounded in terms of its number of vertices. We state this in the following observation for future reference.

Observation 2.1. *If G is a planar graph on $n \geq 3$ vertices, then $|E_G| \leq 3n - 6$.*

We will also use the following result concerning degree sequences of planar graphs of maximum degree five.

Theorem 2.2 ([15]). *There is no planar graph realizing the degree sequence $5^{10}4$. The same holds for $5^{12}4$.*

Given two integers d and v and a graph class \mathcal{C} , we denote by $\mathcal{M}_{\mathcal{C}}(d, v)$ the set of all graphs G in \mathcal{C} such that $\Delta(G) < d$ and $\nu(G) < v$. A graph in $\mathcal{M}_{\mathcal{C}}(d, v)$ that has the maximum number of edges is called an *edge-extremal graph*. When the graph class considered is the class of all graphs, we write simply $\mathcal{M}(d, v)$.

The following lemma due to Balachandran and Khare [2] will be central in our proof. It allows us to assume an extra structural property when we consider connected components of edge-extremal graphs. More specifically, it states that if \mathcal{C} is a graph class that is closed under vertex deletion and closed under taking disjoint union with stars, then there exists an edge-extremal graph in $\mathcal{M}_{\mathcal{C}}(d, v)$ whose connected components are either stars or factor-critical graphs. The key ingredient in their proof is the observation that if H is a connected graph that is *not* factor-critical, then there exists $v \in V_H$ such that $\nu(H \setminus v) < \nu(H)$. Hence, if an edge-extremal graph has such a connected component H that is not factor-critical, we can

replace H in G by $(H \setminus v) + K_{1, \deg_G(v)}$ and obtain a graph in $\mathcal{M}_{\mathcal{C}}(d, v)$ (since \mathcal{C} is closed under vertex deletions and disjoint union with stars) with at least as many edges as G . Therefore, if we consider an edge-extremal graph in $\mathcal{M}_{\mathcal{C}}(d, v)$ with maximum number of connected components that are stars, all its other components must be factor-critical.

Lemma 2.3 ([2]). *Let \mathcal{C} be a graph class that is closed under vertex deletion and closed under taking disjoint union with stars. Let G be an edge-extremal graph in $\mathcal{M}_{\mathcal{C}}(d, v)$ with maximum number of connected components that are $(d - 1)$ -stars. Then every connected component of G that is not a $(d - 1)$ -star is factor-critical.*

The following statement gives a summary of the results obtained by Balachandran and Khare [2].

Theorem 2.4 ([2]). *The maximum number of edges of a graph in $\mathcal{M}(d, v)$ is given by $(d - 1)(v - 1) + \lfloor \frac{d-1}{2} \rfloor \lfloor \frac{v-1}{\lceil \frac{d-1}{2} \rceil} \rfloor$. Moreover, a graph achieving this number of edges is*

$$\begin{cases} rK_{1,d-1} + qK'_d, & \text{if } d \text{ is even} \\ rK_{1,d-1} + qK_d, & \text{if } d \text{ is odd,} \end{cases}$$

where $v - 1 = q \lceil \frac{d-1}{2} \rceil + r$, with $r \geq 0$, and K'_d is the graph obtained from K_d by the removal of the edges of a perfect matching and addition of a new vertex adjacent to $d - 1$ vertices.

An edge coloring of a graph is an assignment of colors to its edges such that any two edges that share a common endpoint receive distinct colors. Thus, any edge coloring of a graph G uses at least $\Delta(G)$ many colors. The well-known Theorem of Vizing states that every graph can be edge colored with $\Delta(G) + 1$ colors. Deciding whether a graph can be colored with $\Delta(G)$ colors is NP-complete [11]. One of the very few known sufficient conditions for a graph not to be $\Delta(G)$ -edge colorable is when the graph has, in some sense, too many edges. Note that an edge coloring is a partition of the edge set of the graph into matchings. Hence, if a graph G has strictly more than $\Delta(G)v(G)$ edges, it cannot be $\Delta(G)$ -edge colored. The following useful observation follows directly from the above discussion.

Observation 2.5. *Let \mathcal{C} be a graph class such that every $G \in \mathcal{C}$ is $\Delta(G)$ -edge colorable. Then an edge-extremal graph in $\mathcal{M}_{\mathcal{C}}(d, v)$ has at most $(d - 1)(v - 1)$ edges.*

Before we consider the case of planar graphs, we observe that in the special case of outerplanar graphs, a well-known subclass of planar graphs, Observation 2.5 is enough to obtain tight bounds for our problem. A graph is an *outerplanar graph* if it admits a planar embedding in which all vertices are in the same face. Every outerplanar graph G with $\Delta(G) \geq 3$ can be edge colored with $\Delta(G)$ many colors [7]. Hence, the following result is immediate for this graph class.

Proposition 2.6. *If G is a graph in $\mathcal{M}_{\text{outerplanar}}(d, v)$, then*

$$|E_G| \leq \begin{cases} 3(v - 1), & \text{if } d = 3, \\ (d - 1)(v - 1), & \text{if } d = 2 \text{ or } d \geq 4. \end{cases}$$

Moreover, graphs achieving this bound are $(v - 1)K_d$ when $d \in \{2, 3\}$ and $(v - 1)K_{1,d-1}$ when $d \geq 4$.

3. Proof of Theorem 1.1

In this section we present a proof of Theorem 1.1. It is easy to see that, when $d \leq 4$, the edge-extremal graphs of $\mathcal{M}(d, v)$ (see Theorem 2.4) are planar graphs. In particular, when $d = 2$ (resp. $d = 3$) the edge-extremal graphs are given by a disjoint union of $v - 1$ edges (resp. triangles). When $d = 4$, an edge-extremal graph is given by a disjoint union of $\lfloor \frac{v-1}{2} \rfloor$ copies of K'_4 and, if v is even, one copy of $K_{1,3}$. We summarize this in the next observation and, from now on, we assume $d \geq 5$.

Observation 3.1. *If G is a graph in $\mathcal{M}_{\text{planar}}(d, v)$ with $d \leq 4$, then*

$$|E_G| \leq \begin{cases} v - 1, & \text{if } d = 2, \\ 3(v - 1), & \text{if } d = 3, \\ 7 \lfloor \frac{v-1}{2} \rfloor + 3(v - 1 \bmod 2), & \text{if } d = 4. \end{cases}$$

By Observation 2.5, together with the fact that every planar graph of maximum degree at least seven can be edge colored with $\Delta(G)$ many colors [14,16], we obtain the following.

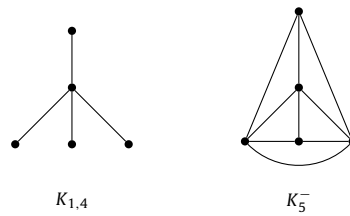


Fig. 1. Possible connected components of the pivotal graphs in $\mathcal{M}_{planar}(5, \nu)$.

Observation 3.2. *If G is a graph in $\mathcal{M}_{planar}(d, \nu)$ with $d \geq 8$, then $|E_G| \leq (d - 1)(\nu - 1)$. Moreover, equality holds if G is isomorphic to $(\nu - 1)K_{1,d-1}$.*

We now focus on the remaining three cases, that is, when $d \in \{5, 6, 7\}$. In these cases, a substantially more careful analysis is necessary to determine the number of edges in the edge-extremal graphs of $\mathcal{M}_{planar}(d, \nu)$.

We start with the case $d = 5$. We denote by K_5^- the graph obtained from the complete graph on five vertices by the removal of one edge. Note that $|E_{K_5^-}| = 9$, $\Delta(K_5^-) = 4$ and $\nu(K_5^-) = 2$.

Definition 3.3. For each ν , a graph G is pivotal in $\mathcal{M}_{planar}(5, \nu)$ if G is isomorphic to

$$\begin{cases} \frac{\nu - 1}{2} K_5^-, & \text{if } \nu \text{ is odd,} \\ \left\lfloor \frac{\nu - 1}{2} \right\rfloor K_5^- + K_{1,4}, & \text{if } \nu \text{ is even.} \end{cases}$$

In Fig. 1, we illustrate the possible connected components of the pivotal graphs in $\mathcal{M}_{planar}(5, \nu)$.

Lemma 3.4. *If G is a graph in $\mathcal{M}_{planar}(5, \nu)$, then $|E_G| \leq 9 \lfloor \frac{\nu-1}{2} \rfloor + 4(\nu - 1 \bmod 2)$. Moreover, if G is pivotal in $\mathcal{M}_{planar}(5, \nu)$, then equality holds.*

Proof. Let G be an edge-extremal graph in $\mathcal{M}_{planar}(5, \nu)$ with maximum number of connected components that are isomorphic to stars and, subject to that, with maximum number of connected components isomorphic to K_5^- .

Claim 3.5. *Every connected component of G is isomorphic to $K_{1,4}$ or to K_5^- .*

Proof. Suppose this is not the case. Let H be such a component. If H is a star and it is not isomorphic to $K_{1,4}$, then since $\Delta(H) \leq 4$, H is isomorphic to $K_{1,a}$ with $a \leq 3$. In this case we can replace the connected component H in G by a copy of $K_{1,4}$ and obtain a graph that has degree at most four and the same matching number as G , but has strictly more edges than G . This is a contradiction with the fact that G is edge-extremal in $\mathcal{M}_{planar}(5, \nu)$. Hence H is not a star. Let ν_1 be the size of a maximum matching in H . By Lemma 2.3, H is factor-critical and therefore $|V_H| = 2\nu_1 + 1$. Since $\Delta(H) \leq 4$, we have that $2|E_H| \leq 4|V_H| = 4(2\nu_1 + 1)$. That is, $|E_H| \leq 4\nu_1 + 2$.

If ν_1 is even and $\nu_1 \geq 4$, let H' be a pivotal graph in $\mathcal{M}_{planar}(5, \nu_1 + 1)$. That is, since $\nu_1 + 1$ is odd, H' is given by the disjoint union of $\frac{\nu_1}{2}$ copies of K_5^- . Note that $\nu(H') = \nu_1$ and $|E_{H'}| = 9 \frac{\nu_1}{2}$. Since $\nu_1 \geq 4$, $|E_{H'}| \geq 4\nu_1 + 2$. Hence, we can replace the connected component H in G by H' , and obtain a graph in $\mathcal{M}_{planar}(5, \nu)$ with the same matching number and at least as many edges as G . However, this graph has strictly more connected components isomorphic to K_5^- , which is a contradiction with our initial choice of G .

Similarly, if ν_1 is odd and $\nu_1 \geq 5$, let H' be a pivotal graph in $\mathcal{M}_{planar}(5, \nu_1 + 1)$. Then $\nu(H') = \nu_1$, $|E_{H'}| = 9 \frac{\nu_1-1}{2} + 4$, and since $\nu_1 \geq 4$, $|E_{H'}| \geq 4\nu_1 + 2$. By replacing H by H' in G , we again reach a contradiction with the maximality of the number of connected components of G that are isomorphic to stars and to K_5^- . It remains to consider the cases $\nu_1 \in \{2, 3\}$.

If $\nu_1 = 2$, then $|V_H| = 5$ and, since H is planar, $|E_H| \leq 3 \cdot 5 - 6 = 9$. Therefore we can replace H by a copy of K_5^- and obtain another edge-extremal graph of $\mathcal{M}_{planar}(5, \nu)$ with larger number of connected components isomorphic to K_5^- , a contradiction.

If $\nu_1 = 3$, then $|V_H| = 7$. If $|E_H| \leq 13$, we can replace H in G by a copy of $K_5^- + K_{1,4}$ and reach a contradiction with our choice of G . We now show that H cannot have strictly more than 13 edges. Assume for a contradiction that $|E_H| \geq 14$. Then H must be 4-regular. To conclude the proof, we observe that there is no planar 4-regular graph on seven vertices. Let \bar{H} be the complement of H . Then \bar{H} is a 2-regular graph. Thus, $\bar{H} = C_7$ or $\bar{H} = C_4 + C_3$. This contradicts the fact that H is planar, since both the complement of C_7 and the one of $C_4 + C_3$ are not planar graphs. \square

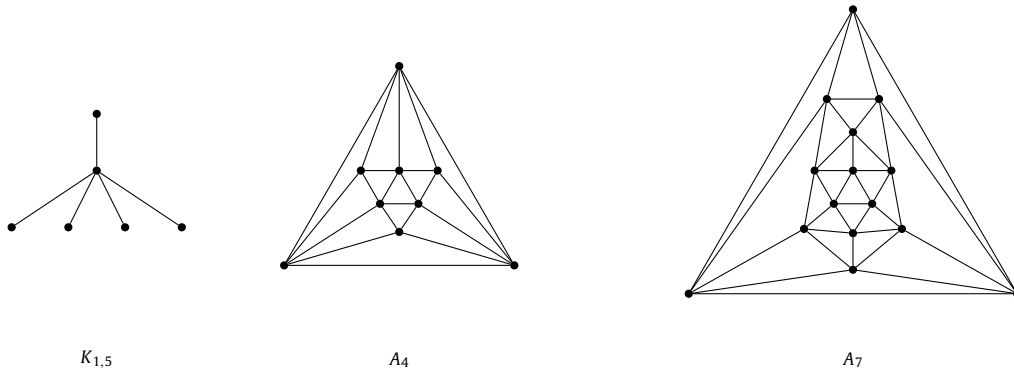


Fig. 2. Possible connected components of the pivotal graphs in $\mathcal{M}_{planar}(6, \nu)$.

If G has two components that are isomorphic $K_{1,4}$, then we can replace these two components by a copy of K_5^- and obtain a graph in $\mathcal{M}_{planar}(5, \nu)$ that has strictly more edges than G , a contradiction. Hence, G has at most one component that is isomorphic to $K_{1,4}$. Since $\nu(K_{1,4}) = 1$, $\nu(K_5^-) = 2$ and $\nu(G) \leq \nu - 1$, we have that, if ν is odd, then G is a disjoint union of $\frac{\nu-1}{2}$ copies of K_5^- . If ν is even, then G is a disjoint union of $\lfloor \frac{\nu-1}{2} \rfloor$ copies of K_5^- and one copy of $K_{1,4}$. Hence $|E_G| = 9\lfloor \frac{\nu-1}{2} \rfloor + 4(\nu - 1 \bmod 2)$ and G is pivotal in $\mathcal{M}_{planar}(5, \nu)$. Since G is an edge-extremal graph in $\mathcal{M}_{planar}(5, \nu)$, any other graph $G' \in \mathcal{M}_{planar}(5, \nu)$ is such that $|E_{G'}| \leq |E_G|$. This concludes the proof of Lemma 3.4. \square

We now proceed to the case $d = 6$. Let A_4 and A_7 be the graphs depicted in Fig. 2. Note that $\nu(A_4) = 4$, $|E_{A_4}| = 21$, $\nu(A_7) = 7$ and $|E_{A_7}| = 37$.

Definition 3.6. For each ν , a graph G is pivotal in $\mathcal{M}_{planar}(6, \nu)$ if G is isomorphic to

$$\begin{cases} \left\lfloor \frac{\nu-1}{7} \right\rfloor A_7 + (\nu - 1 \bmod 7)K_{1,5}, & \text{if } (\nu - 1 \bmod 7) \leq 3, \\ \left\lfloor \frac{\nu-1}{7} \right\rfloor A_7 + A_4 + ((\nu - 1 \bmod 7) - 4)K_{1,5}, & \text{if } (\nu - 1 \bmod 7) \geq 4. \end{cases}$$

Lemma 3.7. If G is a graph in $\mathcal{M}_{planar}(6, \nu)$, then,

$$|E_G| \leq 5(\nu - 1) + 2 \cdot \left\lfloor \frac{\nu-1}{7} \right\rfloor + \mathbb{1}[\nu - 1 \bmod 7 \geq 4].$$

Moreover, if G is pivotal in $\mathcal{M}_{planar}(6, \nu)$, then equality holds.

Proof. It is straightforward to see that if G is a pivotal graph in $\mathcal{M}_{planar}(6, \nu)$, then $|E_G| = 5(\nu - 1) + 2 \cdot \lfloor \frac{\nu-1}{7} \rfloor + \mathbb{1}[\nu - 1 \bmod 7 \geq 4]$.

Let G be an edge-extremal graph in $\mathcal{M}_{planar}(6, \nu)$ with maximum number of connected components that are isomorphic to stars, and subject to that, with maximum number of components isomorphic to A_4 or A_7 .

Claim 3.8. Every connected component of G is isomorphic to A_4 , A_7 or to $K_{1,5}$.

Proof. Suppose that G has a component H that is not isomorphic to A_4 , neither to A_7 , nor to $K_{1,5}$. If H is a star, then H is isomorphic to $K_{1,a}$, with $a \leq 4$. So we can replace the connected component H in G by a copy of $K_{1,5}$ and obtain a graph that has degree at most five and the same matching number as G , but has strictly more edges than G . This is a contradiction with the fact that G is edge-extremal in $\mathcal{M}_{planar}(6, \nu)$. Hence H is not a star. Let ν_1 the size of maximum matching in H . By Lemma 2.3, H is factor-critical and therefore $|V_H| = 2\nu_1 + 1$. By Lemma 2.1, we have that $|E_H| \leq 6\nu_1 - 3$. Therefore, if $\nu_1 \leq 3$, we can replace H in G by $\nu_1 K_{1,5}$ without modifying the matching number of G , neither decreasing the number of edges in G . However, we obtain a graph that has strictly more connected components that are isomorphic to $K_{1,5}$, a contradiction with our initial choice of G . So we can assume $\nu_1 \geq 4$ and consider the following four cases.

If $\nu_1 = 4$, then $|V_H| = 9$ and by Observation 2.1, $|E_H| \leq 21$. Hence we can replace H in G by a graph isomorphic to A_4 without modifying the degree, the matching number, nor the number of edges of G . That is, we obtain another edge extremal graph in $\mathcal{M}_{planar}(6, \nu)$ that has more connected components isomorphic to A_4 than G , a contradiction.

If $\nu_1 = 5$, then $|V_H| = 11$. By Theorem 2.2, the degree sequence of H cannot be $5^{10}4$. Hence $|E_H| \leq 26$. In this case, we can replace H in G by a copy of $A_4 + K_{1,5}$ and obtain a graph in $\mathcal{M}_{planar}(6, \nu)$ that has at least as many edges as G , but more components isomorphic to stars, a contradiction.

If $\nu_1 = 6$, then $|V_H| = 13$. By Theorem 2.2, the degree sequence of H cannot be $5^{12}4$. Hence $|E_H| \leq 31$. So we can replace H by a copy of $A_4 + 2K_{1,5}$ and obtain a graph in $\mathcal{M}_{planar}(6, \nu)$ with at least as many edges as G , but more stars, a contradiction with the choice of G .

Now suppose that $\nu_1 \geq 7$. Recall that $|V_H| = 2\nu_1 + 1$. The degree sequence yielding the largest possible number of edges in H is $5^{2\nu_1}4$, in which case $|E_H| = 5\nu_1 + 2$. Let H' be a pivotal graph in $\mathcal{M}_{planar}(6, \nu_1 + 1)$. Note that $|E_{H'}| = 5\nu_1 + 2 \cdot \lfloor \frac{\nu_1}{7} \rfloor + \mathbb{1}[\nu_1 \bmod 7 \geq 4]$. Thus,

$$\begin{aligned} |E_{H'}| - |E_H| &= 5\nu_1 + 2 \cdot \left\lfloor \frac{\nu_1}{7} \right\rfloor + \mathbb{1}[\nu_1 \bmod 7 \geq 4] - (5\nu_1 + 2) \\ &= 2 \cdot \left\lfloor \frac{\nu_1}{7} \right\rfloor + \mathbb{1}[\nu_1 \bmod 7 \geq 4] - 2 \\ &\geq 0. \end{aligned}$$

This implies that we can replace the component H in G by a graph that is isomorphic to H' and obtain another graph in $\mathcal{M}_{planar}(6, \nu)$ that has at least as many edges as G , the same matching number as G , but it has more connected components isomorphic to $K_{1,5}$, A_4 or A_7 , a contradiction with our choice of G . \square

If G has two components isomorphic to A_4 , we can replace these two components by a copy of $A_7 + K_{1,5}$, without changing the number of edges of G . Hence we can assume G has at most one component isomorphic to A_4 . Note that, since G is edge-extremal, G has at most three components that are isomorphic to $K_{1,5}$. Indeed, if G had four components isomorphic to $K_{1,5}$, we would be able to replace them by a copy of A_4 , and obtain a graph with more edges than G . Finally if G contains $A_4 + 3K_{1,5}$, we can replace this by a copy of A_7 without decreasing the number of edges of G . Hence, we can assume that:

- (i) G has at most one component isomorphic to A_4 and at most three isomorphic to $K_{1,5}$;
- (ii) if G has a component isomorphic to A_4 , then G has at most two components isomorphic to $K_{1,5}$.

From this, we conclude that G is pivotal in $\mathcal{M}_{planar}(6, \nu)$. Hence, $|E_G| = 5(\nu - 1) + 2 \cdot \lfloor \frac{\nu-1}{7} \rfloor + \mathbb{1}[\nu - 1 \bmod 7 \geq 4]$. Since G is edge-extremal, any $G' \in \mathcal{M}_{planar}(6, \nu)$ is such that $|E_{G'}| \leq |E_G|$. This concludes the proof of Lemma 3.7. \square

To conclude the proof of Theorem 1.1, we consider the case $d = 7$.

Lemma 3.9. *If G is a graph in $\mathcal{M}_{planar}(7, \nu)$, then $|E_G| \leq 6(\nu - 1)$. Moreover, equality holds if G is isomorphic to $(\nu - 1)K_{1,6}$.*

Proof. Let G be an edge-extremal graph in $\mathcal{M}_{planar}(7, \nu)$ with maximum number of connected components that are isomorphic to stars. We will show that every component of G is isomorphic to $K_{1,6}$. Suppose for a contradiction that G has a connected component H that is not isomorphic to $K_{1,6}$. Note that since $\Delta(H) \leq 6$, H cannot be a star. Otherwise we would be able to replace H by a graph isomorphic to $K_{1,6}$ and obtain a graph in $\mathcal{M}_{planar}(7, \nu)$ with more edges than G . Let ν_1 be the size of a maximum matching in H . By Lemma 2.3, H is factor critical and therefore $|V_H| = 2\nu_1 + 1$. Since H is a planar graph, $|E_H| \leq 3|V_H| - 6$. This implies that $|E_H| \leq 3(2\nu_1 + 1) - 6$, that is, $|E_H| \leq 6\nu_1 - 3$. If we replace the component H of G by ν_1 stars of degree 6 we obtain a graph that still belongs to $\mathcal{M}_{planar}(7, \nu)$ but that has more edges than G , a contradiction. We conclude that G is a disjoint union of stars and therefore $|E_G| = 6 \cdot \nu(G)$. Since G is edge-extremal in $\mathcal{M}_{planar}(7, \nu)$, any $G' \in \mathcal{M}_{planar}(7, \nu)$ has at most as many edges as G , which concludes the proof. \square

Theorem 1.1 now follows directly from Observation 3.2 and Lemmas 3.4, 3.7 and 3.9.

4. Conclusion

In this work, we determined the maximum number of edges that a planar graph can have if its maximum degree and matching number are bounded. We also exhibited examples of graphs achieving this bound.

We point out that the edge-extremal graphs described in the proof of Theorem 1.1 are not unique. For instance, the edge-extremal graphs described in Lemma 3.7 for the case $d = 6$ have connected components that are isomorphic to A_4 , A_7 or $K_{1,5}$ (see Fig. 2). However, the graphs A_5 and A_6 depicted in Fig. 3 are also edge-extremal in $\mathcal{M}_{planar}(6, 6)$ and $\mathcal{M}_{planar}(6, 7)$, respectively.

In view of this, it would be interesting to investigate how a connectivity constraint affects the number of edges of planar edge-extremal graphs. A more general question that remains open (also mentioned by Dibek et al. [5] and Blair et al. [3]) is: What is the maximum number of edges that a *connected* graph can have as a function of its degree and matching number? The answer to this question might require a different approach, as Lemma 2.3, one of the main tools in all the results obtained so far, is no longer applicable.

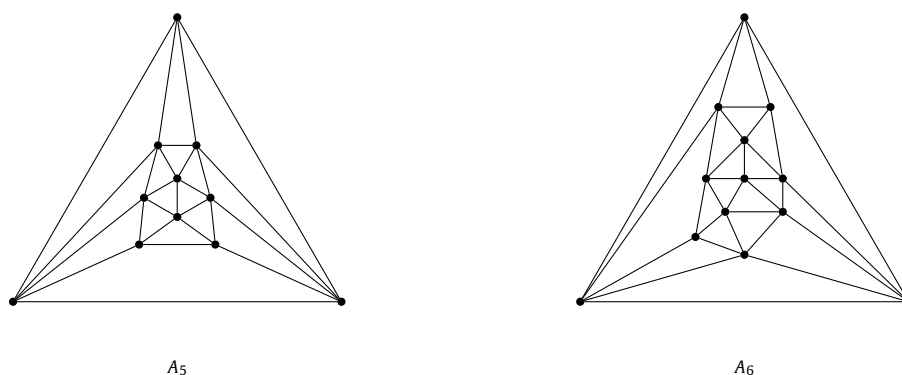


Fig. 3. The graph A_5 is edge-extremal in $\mathcal{M}_{\text{planar}}(6, 6)$, while A_6 is edge-extremal in $\mathcal{M}_{\text{planar}}(6, 7)$.

Declaration of competing interest

The authors declare that they have no known competing financial interests or personal relationships that could have appeared to influence the work reported in this paper.

Acknowledgements

L. J. acknowledges support from the Norwegian Research Council (NFR) via grant agreement 274526.

References

- [1] R.E.L. Aldred, Carsten Thomassen, On the maximum number of cycles in a planar graph, *J. Graph Theory* 57 (2008) 255–264.
- [2] N. Balachandran, N. Khare, Graphs with restricted valency and matching number, *Discrete Math.* 309 (2009) 4176–4180.
- [3] Jean R.S. Blair, Pinar Heggernes, Paloma T. Lima, Daniel Lokshtanov, On the maximum number of edges in chordal graphs of bounded degree and matching number, *Algorithmica* 84 (12) (2022) 3587–3602.
- [4] V. Chvátal, D. Hanson, Degrees and matchings, *J. Comb. Theory, Ser. B* 20 (1976) 128–138.
- [5] C. Dibek, T. Ekim, P. Heggernes, Maximum number of edges in claw-free graphs whose maximum degree and matching number are bounded, *Discrete Math.* 340 (2017) 927–934.
- [6] Chris Dowden, Extremal C_4 -free/ C_5 -free planar graphs, *J. Graph Theory* 83 (2016) 213–230.
- [7] Stanley Fiorini, On the chromatic index of outerplanar graphs, *J. Comb. Theory, Ser. B* 18 (1) (1975) 35–38.
- [8] Debarun Ghosh, Ervin Györi, Ryan R. Martin, Addisu Paulos, Nika Salia, Chuanqi Xiao, Oscar Zamora, The maximum number of paths of length four in a planar graph, *Discrete Math.* 344 (2021) 112317.
- [9] Ervin Györi, Addisu Paulos, Nika Salia, Casey Tompkins, Oscar Zamora, The maximum number of paths of length three in a planar graph, in: Jaroslav Nešetřil, Guillem Perarnau, Juanjo Rué, Oriol Serra (Eds.), *Extended Abstracts EuroComb 2021*, Springer International Publishing, 2021, pp. 262–266.
- [10] S.L. Hakimi, E.F. Schmeichel, C. Thomassen, On the number of Hamiltonian cycles in a maximal planar graph, *J. Graph Theory* 3 (4) (1979) 365–370.
- [11] Ian Holyer, The NP-completeness of edge-coloring, *SIAM J. Comput.* 10 (4) (1981) 718–720.
- [12] Yongxin Lan, Yongtang Shi, Zi-Xia Song, Extremal H -free planar graphs, *Electron. J. Comb.* 26 (2019) P2.11.
- [13] E. Måland, Maximum number of edges in graph classes under degree and matching constraints, Master's thesis, University of Bergen, Norway, 2015.
- [14] Daniel P. Sanders, Yue Zhao, Planar graphs of maximum degree seven are class 1, *J. Comb. Theory, Ser. B* 83 (2) (2001) 201–212.
- [15] E.F. Schmeichel, S.L. Hakimi, On planar graphical degree sequences, *SIAM J. Appl. Math.* 32 (3) (1977) 598–609.
- [16] V.G. Vizing, Critical graphs with given chromatic class, *Metody Discret. Analiz.* 5 (1965) 9–17 (in Russian).