




Exploitation shifted trophic ecology and habitat preferences of Mediterranean and Black Sea bluefin tuna over centuries

Adam J. Andrews^{1,2}  | Christophe Pampoulie³ | Antonio Di Natale⁴ | Piero Addis⁵ | Darío Bernal-Casasola⁶ | Veronica Aniceti⁷ | Gabriele Carenti⁸ | Verónica Gómez-Fernández⁹ | Valerie Chosson³ | Alice Ughi¹⁰ | Matt Von Tersch¹⁰ | Maria Fontanals-Coll¹⁰ | Elisabetta Cilli² | Vedat Onar¹¹ | Fausto Tinti¹  | Michelle Alexander¹⁰ 

¹Department of Biological, Geological and Environmental Sciences, University of Bologna, Ravenna, Italy

²Department of Cultural Heritage, University of Bologna, Ravenna, Italy

³Marine and Freshwater Research Institute, Hafnarfjörður, Iceland

⁴Aquastudio Research Institute, Messina, Italy

⁵Department of Life and Environmental Sciences, University of Cagliari, Cagliari, Italy

⁶Department of History, Geography and Philosophy, Faculty of Philosophy and Letters, University of Cádiz, Cádiz, Spain

⁷Department of Natural History – University Museum, University of Bergen, Bergen, Norway

⁸CEPAM, CNRS, Université Côte d'Azur, Nice, France

⁹Instituto Nacional de Investigaciones Científicas y Ecológicas, Salamanca, Spain

¹⁰BioArCh, Department of Archaeology, University of York, York, UK

¹¹Osteoarchaeology Practice and Research Centre, Faculty of Veterinary Medicine, Istanbul University-Cerrahpaşa, Istanbul, Turkey

Correspondence

Adam J. Andrews and Fausto Tinti,
Department of Biological, Geological and
Environmental Sciences, University of
Bologna, Campus of Ravenna, Ravenna,
Italy.
Email: adam@palaeome.org and
fausto.tinti@unibo.it

Michelle Alexander, BioArCh, Department
of Archaeology, University of York, York,
UK.
Email: michelle.alexander@york.ac.uk

Funding information

H2020 Marie Skłodowska-Curie Actions,
Grant/Award Number: 813383

Abstract

During recent decades, the health of ocean ecosystems and fish populations has been threatened by overexploitation, pollution and anthropogenic-driven climate change. Due to a lack of long-term ecological data, we have a poor grasp of the true impact on the diet and habitat use of fishes. This information is vital if we are to recover depleted fish populations and predict their future dynamics. Here, we trace the long-term diet and habitat use of Atlantic bluefin tuna (BFT), *Thunnus thynnus*, a species that has had one of the longest and most intense exploitation histories, owing to its tremendous cultural and economic importance. Using carbon, nitrogen and sulphur stable isotope analyses of modern and ancient BFT including 98 archaeological and archival bones from 11 Mediterranean locations ca. 1st century to 1941 CE, we infer a shift to increased pelagic foraging around the 16th century in Mediterranean BFT. This likely reflects the early anthropogenic exploitation of inshore coastal ecosystems, as attested by historical literature sources. Further, we reveal that BFT which migrated to the Black Sea—and that disappeared during a period of intense exploitation and ecosystem changes in the 1980s—represented a unique component, isotopically distinct from BFT of NE Atlantic and Mediterranean locations. These data suggest that

This is an open access article under the terms of the [Creative Commons Attribution](https://creativecommons.org/licenses/by/4.0/) License, which permits use, distribution and reproduction in any medium, provided the original work is properly cited.

© 2023 The Authors. *Fish and Fisheries* published by John Wiley & Sons Ltd.

anthropogenic activities had the ability to alter the diet and habitat use of fishes in conditions prior to those of recent decades. Consequently, long-term data provide novel perspectives on when marine ecosystem modification began and the responses of marine populations, with which to guide conservation policy.

KEYWORDS

anthropogenic impacts, Black Sea, historical baselines, stable isotope analysis, *Thunnus thynnus*, trophic shifts

1 | INTRODUCTION

During the past century, a myriad of anthropogenic impacts such as fisheries exploitation, habitat modification, pollution and climate change have had measurable and increasing consequences affecting habitat suitability, prey availability, individual life histories and in turn, the productivity, fitness and distribution of marine populations (Butchart et al., 2010; Casini et al., 2009; Howarth et al., 2014; Pauly et al., 1998; Planque et al., 2010). Due to a lack of long-term data, the onset of anthropogenic impacts remains unclear for many marine ecosystems and populations, as does their response (Jackson et al., 2001; Lotze et al., 2014; Schwerdtner Mániz et al., 2014). As such, historical baselines (e.g. population function and structure over centuries) would be useful to guide management targets on how complex populations were in the past, what more-natural distributions and behaviours looked like, and which anthropogenic impacts have driven change and should consequently be minimised to promote recovery (Caswell et al., 2020; Duarte et al., 2020; Engelhard et al., 2015).

As an example, the eastern Atlantic and Mediterranean population of bluefin tuna (BFT) (*Thunnus thynnus*, Scombridae), is one of the longest and most heavily exploited (Porch et al., 2019). Consequently, BFT range contracted and its abundance was depleted by the 21st century, which included the loss of Black Sea habitats by the 1980s (MacKenzie et al., 2009; Worm & Tittensor, 2011). Since antiquity, the Black Sea has supported BFT fisheries from the Bosphorus to the Azov Sea, as attested by archaeological remains, the writings of classical authors and tuna-trap records over several centuries (Andrews, Di Natale, et al., 2022; Cort & Abaunza, 2019; Di Natale, 2015; Karakulak & Oray, 2009; Karakulak & Yildiz, 2016). However, there is no information on the foraging ecology of Black Sea BFT, and little information on their distribution or connectivity with Atlantic and Mediterranean BFT; which is vital to promote their return (Di Natale, 2015; Di Natale et al., 2019). Despite recoveries of BFT abundance during the last decade to 1970s levels (ICCAT, 2020), BFT is yet to recolonise habitats such as the Black Sea (Di Natale, 2019). Moreover, as for many consumers, questions exist around the broader impacts of ocean overexploitation over centuries. Such as, has the depletion of inshore species and forage fishes, especially in coastal areas, induced a shift in diets and distributions of BFT? (c.f., Hilborn et al., 2017; Jackson et al., 2001; Pauly et al., 1998) and, has the pollution of coastal areas shifted BFT

1.	INTRODUCTION	1068
2.	METHODS	1070
2.1.	Sampling and collagen extraction	1070
2.2.	Stable isotope analyses	1070
2.3.	Statistical analyses	1073
3.	RESULTS	1073
4.	DISCUSSION	1074
4.1.	BFT had an isotopically unique Black Sea niche	1075
4.2.	Two millennia of stability in BFT trophic position	1076
4.3.	Early coastal degradation induced a pelagic shift in BFT	1077
4.4.	Consequences for management and conservation	1077
	AUTHOR CONTRIBUTIONS	1078
	ACKNOWLEDGEMENTS	1078
	FUNDING INFORMATION	1078
	CONFLICT OF INTEREST STATEMENT	1078
	DATA AVAILABILITY STATEMENT	1078
	REFERENCES	1078

migrations offshore (Addis et al., 2016)? Confidence in BFT sustainability is thus stymied, in part, by a limited understanding of its population structure and trophic niche(s) prior to the 1970s, which may improve recovery targets (ICCAT, 2020).

Nowadays, the eastern Atlantic and Mediterranean stock of BFT comprises individuals ≤ 3.3 m in length and ≤ 725 kg in weight (Cort et al., 2013), and spawns predominantly in the Mediterranean from age 3–4 (Mather et al., 1995; Piccinetti et al., 2013). The majority of individuals undertake diverse feeding migrations to a range of habitats throughout the Atlantic (Druon et al., 2016; Mariani et al., 2016; Wilson & Block, 2009) from as early as age one (Dickhut et al., 2009), though tagging and fishery evidence suggest that a portion is resident in the Mediterranean all-year-round (Cermeño et al., 2015; De Metrio et al., 2004; Mather et al., 1995), and might be remnants of a population that

migrated to the Black Sea each spring and potentially spawned there (Di Natale, 2015; Karakulak & Oray, 2009). For this reason amongst others, it is hypothesised that BFT comprise more complexity than is currently reflected where BFT are managed as two stocks (Cort & Abauza, 2019; Di Natale, 2019; Fromentin, 2009). These are the eastern Atlantic and Mediterranean BFT and the genetically and isotopically distinct population of BFT spawning in the Gulf of Mexico and Slope Sea. Both stocks exhibit a high degree of natal homing despite high levels of population mixing (Brophy et al., 2020; Puncher et al., 2018; Richardson et al., 2016; Rodríguez-Ezpeleta et al., 2019; Rooker et al., 2008). Juvenile and adult BFT primarily inhabit the upper 200m of habitats (Druon et al., 2016; Walli et al., 2009; Wilson & Block, 2009), feeding on benthic-pelagic prey such as forage fishes, cephalopods and crustaceans (Karakulak et al., 2009; Logan et al., 2011), and occasionally diving offshore to feed at great depths (Battaglia et al., 2013; Olafsdottir et al., 2016; Rumolo et al., 2020; Sarà & Sarà, 2007; Wilson & Block, 2009). The greatest shift in BFT foraging strategy appears to be at age two, once the predation of zooplankton ends and the predation of fishes begins, after which, size-classes remain more isotopically similar (Rumolo et al., 2020; Sarà & Sarà, 2007).

The study of stable isotopes using archaeological and archived bone, scales or otoliths to assess long-term population dynamics in fishes is well established (Barrett et al., 2011; Das et al., 2021; Hutchinson & Trueman, 2006; Newton & Bottrell, 2007). Recent studies have revealed the extinction of a resident trophic niche in Atlantic salmon (*Salmo salar*, Salmonidae, Guiry et al., 2016), and indicated potential millennial-scale diet shifts in the highly exploited Atlantic cod (*Gadus morhua*, Gadidae, Ólafsdóttir et al., 2021) and Atlantic populations of European hake (*Merluccius merluccius*, Merlucciidae, Llorente-Rodríguez et al., 2022). Potential habitat productivity or usage shifts have also been suggested in Atlantic and Pacific fishes during the last 500 years compared with the previous centuries (Misarti et al., 2009; Ólafsdóttir et al., 2021).

A range of ecological and environmental variables will affect the carbon ($\delta^{13}\text{C}$), nitrogen ($\delta^{15}\text{N}$) and sulphur ($\delta^{34}\text{S}$) values of fish tissues. $\delta^{15}\text{N}$ values increase with each trophic level and are thus used to estimate the trophic position of an organism in a food web (Sigman et al., 2009). In contrast, $\delta^{13}\text{C}$ and $\delta^{34}\text{S}$ signatures pass between primary producers and consumers with low levels of fractionation. This lends them to being good indicators of provenance because distinct $\delta^{13}\text{C}$ and $\delta^{34}\text{S}$ values are generally maintained across trophic levels (Guiry, 2019; Thode, 1991). Typically, habitats heavily influenced by low-salinity water (e.g. Black Sea) have lower $\delta^{15}\text{N}$ and $\delta^{13}\text{C}$ values than saline habitats of the Mediterranean and especially NE Atlantic shelf seas due to increased terrestrially derived or fixed (low $\delta^{15}\text{N}$ and $\delta^{13}\text{C}$ values) nitrogen and carbon and/or lower quantities of resuspended (remineralised, high $\delta^{15}\text{N}$ and $\delta^{13}\text{C}$ values) nitrogen and carbon from sediments or the deep-ocean (Barnes et al., 2009; Fulton et al., 2012; Magozzi et al., 2017; Rafter et al., 2019). For these reasons, offshore habitats and consumers often contain lower $\delta^{13}\text{C}$ than benthic and neritic ones (Amiriaux et al., 2023; DeNiro & Epstein, 1978) yet shelf $\delta^{15}\text{N}$ values are often higher due to high levels

of fractionation and more complex food webs (Logan et al., 2023). It is important to note that many factors govern the complex variation in $\delta^{15}\text{N}$ and $\delta^{13}\text{C}$ between consumers, including the environmental conditions, levels of benthic-pelagic coupling and the production in each habitat foraged (Barnes et al., 2009; Jennings et al., 2008; Sigman et al., 2009). $\delta^{34}\text{S}$ is sometimes useful to disentangle these effects. For example, low $\delta^{34}\text{S}$ values often reflect increased foraging on benthic or neritic prey while higher values indicate a greater degree of energy incorporated from pelagic production (Fry & Chumchal, 2011; Szpak & Buckley, 2020). Though, highly stratified pelagic habitats such as in the Black Sea can be expected to have relatively low $\delta^{34}\text{S}$ values due to sulphate being partially derived from microbial sulphides in sub-oxic waters. Distance from shore also influences $\delta^{34}\text{S}$ values, not because of freshwater input per se—even brackish water is dominated by marine high $\delta^{34}\text{S}$ signatures (Cobain et al., 2022; Fry & Chumchal, 2011; Guiry et al., 2022)—but rather food webs associated with coastal habitats such as seagrass beds, salt marshes and mudflats where low $\delta^{34}\text{S}$ is incorporated from anoxic marine sediments during production (Guiry et al., 2022; Szpak & Buckley, 2020; Thode, 1991).

Since variables governing production change over time (e.g. changing environmental conditions and sources such as pollution), there is often intra- and inter-annual variation at the base of marine food-webs, which one needs to be aware of when drawing conclusions from temporal isotopic data—especially over the long-term (Jardine et al., 2014; Solomon et al., 2008). Some degree of temporal variation can be accounted for, like the long-term decrease in oceanic ^{13}C following industrialisation (Suess Effect: Gruber et al., 1999), while tissue type can also improve temporal inferences. For instance, BFT vertebrae retain multiple years of isotopic foraging signatures across their growth axes (Andrews et al., 2023) and therefore bone isotope values dampen out intra- and inter-annual variation, providing an average across years of foraging prior to capture.

In this study, we examine a long time-series of isotopic data on Atlantic bluefin tuna, including 98 archaeological and archived bones from 11 eastern Atlantic, Mediterranean and Black Sea locations ca. 1st century to 1941 CE, and 20 modern samples. First, we analysed their $\delta^{13}\text{C}$, $\delta^{15}\text{N}$ and $\delta^{34}\text{S}$ isotope values to characterise the foraging ecology of Black Sea BFT, whose distribution and feeding habits remain unknown. Second, to investigate how Black Sea BFT functioned and was structured in relation to the eastern Atlantic and Mediterranean BFT, since the residency and role of BFT in the Black Sea region remains unknown (Di Natale, 2015; MacKenzie & Mariani, 2012). Finally, to investigate how BFT diet and/or migrations may have changed throughout the past two millennia in relation to commercial exploitation in light of evidence of offshore movement in the past few decades following noise pollution (Addis et al., 2016) and a shift in the size-structure of marine food webs (Baum & Worm, 2009; Pauly et al., 1998). It must be noted that temporal data produced using archaeological and historical samples can be complex to interpret since they are necessarily limited in number and might be influenced by changing fishing technologies and locations foraged available.

2 | METHODS

2.1 | Sampling and collagen extraction

Ancient BFT bones (primarily vertebrae) were sampled from archaeological sites throughout the Mediterranean, each dated by context or ^{14}C (Table S1, Figure S1), to between the 1st and 18th century CE (Table 1, Figure 1: for details see Supporting Information). Care was taken to avoid sampling the same individual twice by selecting a range of specimens with different sizes or different stratigraphic units. Modern BFT bones comprise vertebrae pertaining to the 20th c. Massimo Sella Archive, University of Bologna, Ravenna Campus (Italy) and those captured in the 21st century. Archival specimens were BFT captured in central Mediterranean tuna-traps during the early-20th c. (Table 1, Figure 1), and stored dry after the removal of soft tissues by unknown means. BFT were sampled off southern Iceland in September 2014 by long-line (fishing vessel: Jóhanna Gísladóttir, Vísir hf., Iceland) and Isola Piana (Carloforte, Sardinia) in July 2020 by tuna-trap (Carloforte Tonnare PIAM srl.); these were mechanically cleaned of soft-tissues, macerated in ambient-temperature water for up to 2 months to remove remaining soft-tissues by microbial decomposition, then dried.

To enable assessment of size effects on isotope values, we estimated the straight fork length (FL) of vertebrae specimens following Andrews, Mylona, et al. (2022) using the online resource <https://tunaarchaeology.org/lengthestimations>. Briefly, vertebrae rank or type was identified, vertebrae length/width/height was measured to the nearest mm, and the best-fitting power regression model was applied for each specimen (Table S2), which predicts FL to ca. 90% accuracy based on modern reference skeletons. It is assumed that relationships between vertebra size and FL were consistent between modern and historical specimens. FL was measured at sea for all modern Icelandic and three modern Sardinian samples (CF_2020_617, 667 and 673: Supporting Information), to the nearest cm.

Isotope signatures from multiple years prior to catch are retained across the growth axes of BFT vertebrae (Andrews et al., 2023). Therefore, to obtain averages of foraging across seasons and avoid overrepresenting potential sporadic seasonal changes or foraging behaviours, we aimed to (1) sample the same element (vertebrae), whenever possible, and (2) represent roughly equal portions of acellular (cortical) and cellular (spongy) bone across the growth-axis, between samples. Thus, we sampled bones using a diamond band saw to cut wedges across growth axes where the amount of inner material was lesser, but roughly proportional to the amount of outer material, between samples (Figure S2). This resulted in a sample section which integrates collagen formed over the whole life of the fish. Cutting of vertebrae was prohibited for one sample group (9–13th c. Istanbul), thus we drilled into each vertebra at an inner and outer position, analysed the isotopic compositions separately and averaged values for the final analyses (Table S2).

Bone collagen was extracted following the modified Longin method (Brown et al., 1988). Briefly, cross-sections (ca. 250–1000 mg)

of bone were mechanically cleaned to remove exogenous material. Modern and archaeological 1755 CE samples were defatted by sonication for 15 min in a 2:1 dichloromethane/methanol solution, repeated a minimum of three times until the solution remained clear. Residual solvents were then evaporated overnight before samples were rinsed three times with deionised water. Samples were demineralised at $+4^\circ\text{C}$ in 8 mL of 0.4 or 0.6 M HCl, depending upon if they were archaeological or modern samples, respectively. To remove non-collagenous proteins potentially retained in modern samples (Guiry & Szpak, 2020), we soaked demineralised modern samples in 0.25 M NaOH for 15 min. This was repeated until the solution remained clear, prior to refluxing back to 0.6 M HCl (Longin, 1971). Demineralised collagen was gelatinised at 80°C for 48 h in 0.001 M HCl. Gelatinised collagen was filtered (60–90 μm ; Ezee filters, Elkay) and freeze-dried.

2.2 | Stable isotope analyses

To determine carbon and nitrogen isotopic values, collagen (0.4–0.6 mg) was analysed in duplicate using a Sercon continuous flow 20–22 IRMS interfaced with a Universal Sercon gas solid liquid elemental analyser (Sercon) at BioArCh, Department of Archaeology (York, UK). Sulphur isotope values were determined by analysing collagen (0.9–1.2 mg) in 20% duplicate using a Delta V Advantage continuous-flow IRMS coupled via a ConFloIV to an IsoLink elemental analyser (Thermo Scientific) at SUERC as described in Sayle et al. (2019). The obtained values were corrected from the isotopic ratio of the international standards, Vienna Pee Dee Belemnite (VPDB) for carbon, air (AIR) for nitrogen and Vienna Cañon-Diablo Troilite (VCDT) for sulphur, using the δ (‰) notation.

Uncertainties on the measurements were calculated by combining the standard deviation (SDs) of the sample replicates and those of International Atomic Energy Agency (IAEA) reference material according to Kragten (1994) for carbon and nitrogen, and Sayle et al. (2019) for sulphur. The international standards used as reference material in analytical runs were; caffeine (IAEA-600), ammonium sulfate (IAEA-N-2) and cane sugar (IA-Cane) for carbon and nitrogen; and silver sulfide (IAEA-S-2 and IAEA-S-3) for sulphur. International standard average values and SD across the runs were as follows: IAEA-600 ($n=43$), $\delta^{13}\text{C}$ raw = $-27.71 \pm 0.09\text{‰}$ ($\delta^{13}\text{C}$ true = $-27.77 \pm 0.04\text{‰}$) and $\delta^{15}\text{N}$ raw = $+0.71 \pm 0.22\text{‰}$ ($\delta^{15}\text{N}$ true = $1 \pm 0.2\text{‰}$); IAEA-N-2 ($n=43$), $\delta^{15}\text{N}$ raw = $+20.38 \pm 0.38\text{‰}$ ($\delta^{15}\text{N}$ true = $20.3 \pm 0.2\text{‰}$); and IA-CANE ($n=54$), $\delta^{13}\text{C}$ raw = $-11.68 \pm 0.10\text{‰}$ ($\delta^{13}\text{C}$ true = $-11.64 \pm 0.03\text{‰}$); IAEA-S-2 ($n=13$), $\delta^{34}\text{S}_{\text{VCDT}}$ = $22.62 \pm 0.08\text{‰}$ and IAEA-S-3 ($n=13$) $\delta^{34}\text{S}_{\text{VCDT}}$ = $-32.49 \pm 0.08\text{‰}$. The maximum uncertainty across all samples ($n=118$) was $<0.20\text{‰}$ for $\delta^{13}\text{C}$ and $\delta^{15}\text{N}$, and ($n=104$) 0.36‰ for $\delta^{34}\text{S}$.

Since BFT are highly migratory, it is challenging to predict the proportion of time foraging in each of their Atlantic and Mediterranean habitats. We therefore used a conservative approach to correct for the Suess Effect; the long-term decrease in oceanic $\delta^{13}\text{C}$ due to the uptake of anthropogenic CO_2 following industrialisation (Gruber

TABLE 1 Summary details of modern and ancient Atlantic bluefin tuna (*Thunnus thynnus*) samples collected and analysed in the current study.

Sample ID/year CE	Location	Longitude (°E)	Latitude (°N)	n sampled	n analysed for $\delta^{13}\text{C}$ and $\delta^{15}\text{N}$	n analysed for $\delta^{34}\text{S}$	Fork length min-max (mean) cm	Sample type	Skeletal elements
2020	Carloforte, Sardinia	8.31	39.18	10	10	10	111–196 (132)	Modern	Vertebrae
2014	Southwest Iceland	-21.42	62.42	10	10	9	198–238 (218)	Modern	Vertebrae
1941	Istanbul, Turkey	28.95	41.01	2	2	2	275 & 278	Archival	Vertebrae
1925	Zliten, Libya	14.66	33.25	10	10	10	158–204 (182)	Archival	Vertebrae
1911	Venice, Italy	14.59	43.93	7	6	5	88–152 (118)	Archival	Vertebrae
	Pizzo, Italy	15.34	38.97	7	7	6		Archival	Vertebrae
1755	Comil, Spain	-6.09	36.28	10	10	9	144–220 (176)	Archaeological	Vertebrae
16–18th c.	Sassari, Sardinia	8.62	40.86	10	10	9	115–231 (178)	Archaeological	Vertebrae
10–13th c.	Mazara del Vallo, Sicily	12.58	37.65	8	8	6	—	Archaeological	5 Vertebrae, 3 cranial elements
9–10th c.	Palermo, Sicily	13.37	38.11	18	16	12	101–185 (130)	Archaeological	15 Vertebrae, 3 cranial elements
9–13th c.	Istanbul, Turkey	28.95	41.01	14	13	12	165–241 (201)	Archaeological	Vertebrae
4–5th c.	Baelo Claudia, Spain	-5.77	36.09	12	6	4	109–132 (124)	Archaeological	Vertebrae
1st c.	Cadiz, Spain	-6.31	36.53	10	10	10	90–155 (130)	Archaeological	Vertebrae
Total				128	118	104			

Note: 1911 sample groups were pooled for analyses. For further details of the archived and archaeological samples see [Supporting Information](#). Samples from archaeological groups were not analysed if collagen yields <1%. Coordinates of 1911 and 1941 archival groups are approximations. n = the number of individual specimens included in analyses after quality-control.

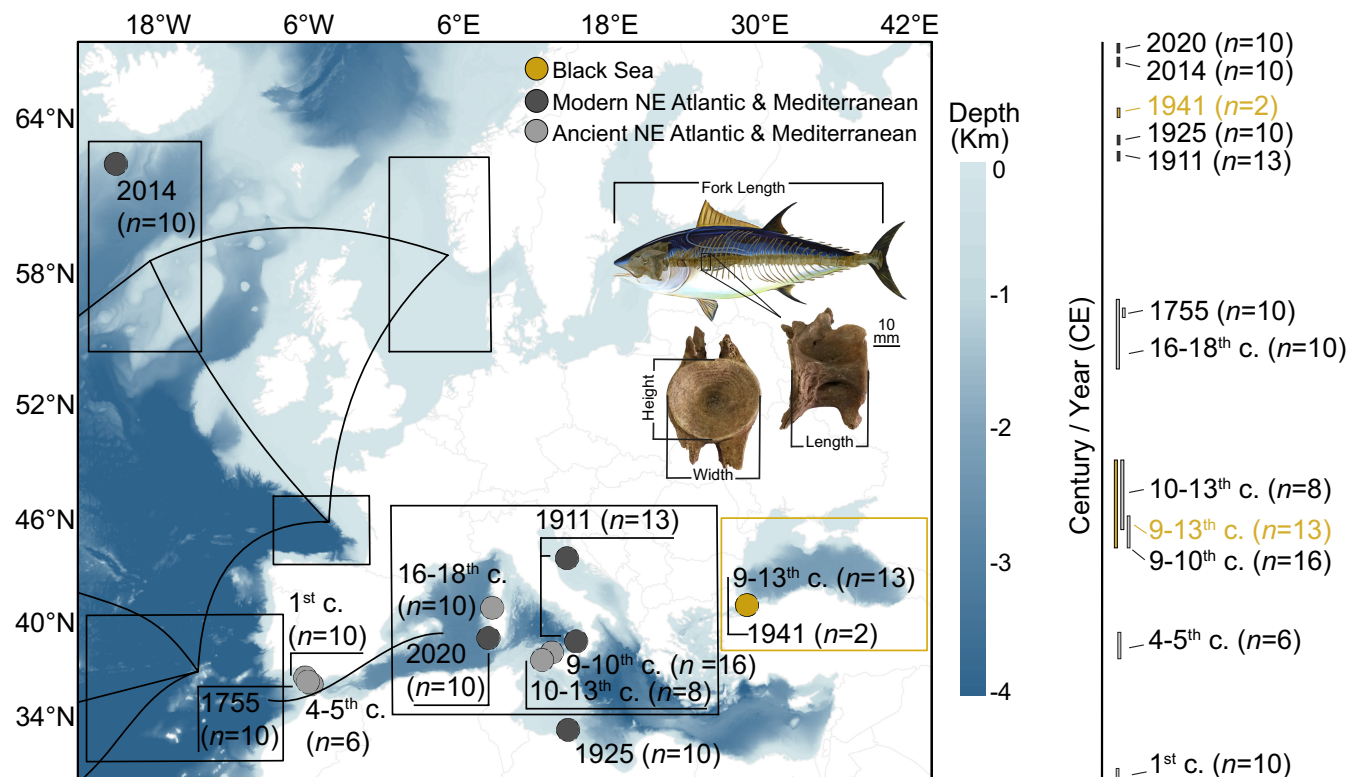


FIGURE 1 Locations and periods of capture of Atlantic bluefin tuna (BFT) samples analysed herein (coloured circles), illustrated in relation to ocean bathymetry, and major BFT habitats (black, yellow rectangles) and migration strategies (black lines) in the eastern Atlantic and Mediterranean, after Mariani et al. (2016). Samples are coloured as follows: putative Black Sea, yellow; modern NE Atlantic and Mediterranean, black; ancient (archaeological) NE Atlantic and Mediterranean, grey. n = number successfully analysed. Map created using ESRI ArcMap (v.10.6, <https://arcgis.com>). Illustration indicates fork length measurements used and provides an example of a vertebra related to its vertebral position and measurements (height, width and length) used to reconstruct fork length of the modern and ancient samples.

et al., 1999). Our correction assumed that the majority of foraging was conducted in the NE Atlantic Ocean, which experienced the greatest degree of anthropogenic ^{13}C change among BFT habitats (Eide et al., 2017). Therefore, applying corrections for this region would likely lead to an overcorrection but reduce the possibility of under-correction. Modern $\delta^{13}\text{C}$ values were thus corrected for the influence of the Suess Effect, using Equation (1) as per Hilton et al. (2006) and Ólafsdóttir et al. (2021):

$$\delta^{13}\text{C Suess correction factor} = \alpha \times \exp(\text{years from 1850} \times b), \quad (1)$$

where α = the annual rate of decrease for the study water body, approximated as -0.015‰ , based on previous estimates for the NE Atlantic Ocean (Quay et al., 2003), and b = the global decrease in oceanic $\delta^{13}\text{C}$ established as 0.027 by Gruber et al. (1999). Thus, we added 0.08‰, 0.11‰ and 0.18‰ to 1911, 1925 and 1941 $\delta^{13}\text{C}$ values, and 1.26‰ and 1.48‰ to 2014 and 2020 $\delta^{13}\text{C}$ values, respectively. An alternative approach assuming NE Atlantic residency (Clark et al., 2021) was not used but yielded similar estimates which did not alter the interpretation of our results.

Insufficient collagen (defined as <1% total sample weight) resulted in 10 (13%) archaeological samples being excluded from analyses (six 4–5th c., one 9–13th c., two 9–10th c., one 1911, Table S2).

The quality of $\delta^{13}\text{C}$ and $\delta^{15}\text{N}$ values for the remaining 118 samples was controlled by confirming atomic C:N ratios (3.0–3.4) fell within the accepted ranges for archaeological and modern samples (Guiry & Szpak, 2020, 2021). Since variation in lipid content between samples can potentially drive differences in $\delta^{13}\text{C}$ values (Guiry & Szpak, 2020), we studied the relationship between C:N Ratios and $\delta^{13}\text{C}$ which revealed a non-significant correlation (Pearson's $r = -0.12$, $p = 0.23$, Figure S3).

Quality control criteria for sulphur isotopes are relatively poorly defined for fishes. The quality of 104 samples analysed for $\delta^{34}\text{S}$ (which passed the assessment above) was assessed by %S values. Following Nehlich and Richards (2009) we calculated the theoretical sulphur content of BFT collagen from its Type 1A and 2A collagen amino acid sequences (NCBI BioProject: PRJNA408269) following Nehlich and Richards (2009). We estimated the theoretical sulphur content of BFT collagen at 0.47% (Table S3), therefore two 9–13th c. Istanbul samples (MRY3285 and MET12545, Table S2) were excluded from the dataset using the range (0.4%–0.8%) suggested by Nehlich and Richards (2009). However, modern BFT fell outside of the C:S (125–225) and N:S (40–80) criteria for archaeological collagen suggested by (Nehlich & Richards, 2009), and consequently, this additional criterion was not applied. To confirm that our results were robust to variable

C:S and N:S values (Table S2), we performed non-exact pairwise Wilcoxon tests in R (R Core Team, 2013) which reported that BFT $\delta^{34}\text{S}$ values do not significantly differ between samples falling inside or outside of the Nehlich and Richards (2009) C:S and N:S Ratio criteria (Wilcoxon, $p > .05$). Finally, we returned to quality checks after final data analyses and found no significant differences were found in N:S or C:S between samples from the pre-versus post 16th century (Wilcoxon, $p > .05$).

2.3 | Statistical analyses

We tested statistical pairwise differences in distribution between Black Sea, modern NE Atlantic and Mediterranean, and ancient NE Atlantic and Mediterranean isotope values, using non-exact pairwise Wilcoxon tests in R. To estimate the probability of a priori defined spatial groups being found within the same niche as each other we applied the overlap function using default settings and 10,000 iterations in the R package nicheROVER (Swanson et al., 2015). To avoid conflating temporal and spatial effects of Black Sea foraging, we used sample location to group all archaeological samples named 'Ancient NE Atlantic and Mediterranean', excluding 9–13th c. Istanbul samples, which formed their own group with 1941 Istanbul samples, named 'Black Sea'. 21st c. samples were grouped with the remaining archival samples and named 'Modern NE Atlantic and Mediterranean'. We tested the relationship between fork length (FL) and each isotope value using the *lm* linear regression function in R, for each of the three sample groups. A base10 log-linear model was applied to FL values as per Nakazawa et al. (2010) and Jennings (2005). Black Sea regressions were calculated excluding the 1941 Istanbul individuals ($n=2$) to avoid confounding spatial and temporal patterns. We tested the statistical differences between inner and outer vertebrae isotope values for the 9–13th c. Istanbul samples using exact pairwise Wilcoxon tests.

Generalised additive models (GAMs) were used to assess linear and non-linear relationships between time (Century/Year CE) and space (Longitude E), and $\delta^{13}\text{C}$, $\delta^{15}\text{N}$ and $\delta^{34}\text{S}$ values. Following Zuur et al. (2009), we selected a model with the lowest Akaike information criterion (AIC) using a backwards elimination of smoothed and unsmoothed factors (Table S4). Gaussian models with link functions were thus applied to a different suite of effects for each stable isotope as follows using the restricted maximum likelihood (REML) approach in the R package mgcv (Wood, 2012). The final models fitted for $\delta^{13}\text{C}$ and $\delta^{15}\text{N}$ was: $\delta X \sim s(\text{longitude}) + \text{Year}:\text{group}$, where group indicated a priori placement of samples into Black Sea or modern and ancient NE Atlantic and Mediterranean samples and only results for the latter were retained. This elimination of the Black Sea samples for temporal investigation reduced the possibility of spatial trends confounding temporal trends. The final model fitted for $\delta^{34}\text{S}$ was: $\delta^{34}\text{S} \sim s(\text{longitude}, \text{by} = \text{group}) + s(\text{Year})$, where the group indicated a placement of samples into pre-16th c. samples or post-16th c. samples, set based on visual observation

of temporal changes in $\delta^{34}\text{S}$ values to assess spatial variability for both periods. Plotting factor pairs confirmed that collinearity was absent. Residuals were observed to be randomly distributed, and observations were positively correlated with predicted values in each case.

3 | RESULTS

Representing a temporal range of the last two millennia, we analysed a total of 118 BFT bone samples for $\delta^{13}\text{C}$ and $\delta^{15}\text{N}$ and 104 BFT bone samples for $\delta^{34}\text{S}$. $\delta^{13}\text{C}$ values ranged from -15.8‰ to -11.3‰ , $\delta^{15}\text{N}$ values ranged from 6.2‰ to 11.6‰ and $\delta^{34}\text{S}$ values ranged from 11.4‰ to 19.5‰ (Figure 2a,b). We observed a distinct clustering of Black Sea samples which generally had lower $\delta^{13}\text{C}$, $\delta^{15}\text{N}$ and $\delta^{34}\text{S}$ values, than ancient or modern NE Atlantic and Mediterranean samples. The Black Sea trophic niche was statistically significantly different from Atlantic and Mediterranean sample niches across all three isotopes (Figure 2a,b, $p < .05$ to $< .001$) and had low overlap probabilities with both ancient (0%–3.5% CI) and modern (0%–12.0% CI) NE Atlantic and Mediterranean BFT niches (Figure S4).

Significant differences were also found between NE Atlantic and Mediterranean samples where modern samples generally had lower $\delta^{13}\text{C}$ ($p < .001$) and higher $\delta^{34}\text{S}$ values than ancient samples ($p < .01$, Figure 2c,e). Regressions revealed no significant relationships between $\delta^{13}\text{C}$ values and FL, though significant differences in $\delta^{13}\text{C}$ and $\delta^{15}\text{N}$ between inner and outer vertebrae pairs suggest the Black Sea niche is more different to NE Atlantic and Mediterranean niches at earlier than later life stages (Figure 2c,d). A significant positive relationship was found between $\delta^{15}\text{N}$ values and FL for modern NE Atlantic and Mediterranean samples ($p < .01$) and between $\delta^{34}\text{S}$ values and FL for ancient NE Atlantic and Mediterranean ($p < .01$) and ancient Black Sea samples ($p < .05$) whereas no significant relationship was found between $\delta^{15}\text{N}$ values and FL for ancient samples or between $\delta^{34}\text{S}$ values and FL for modern samples (Figure 2d,e).

GAMs fitted spatial and temporal models across a wide range of sample locations. Ancient and modern sample distributions overlapped considerably, where ancient samples were mostly caught around the western and central Mediterranean (around the strait of Gibraltar and Sardinia) while modern samples the central Mediterranean (around Sicily and Sardinia but including the Adriatic Sea and off Libya) except for southwest Iceland. It is important to note that splitting data for pre- and post-16th c. inferences increased sample distribution overlap temporally. For spatial (longitude) models, distributions included Black Sea (Istanbul, Turkey) sample locations. GAMs indicated $\delta^{13}\text{C}$ values were significantly influenced by longitude ($p < .001$, Table 2) whereby Atlantic locations and central Mediterranean and Black Sea locations had lower $\delta^{13}\text{C}$ values than the western Mediterranean samples (Figure 3a). There was no significant relationship between $\delta^{13}\text{C}$ or $\delta^{15}\text{N}$ values and time (year, Figure 3d,e). $\delta^{15}\text{N}$ was significantly explained by latitude

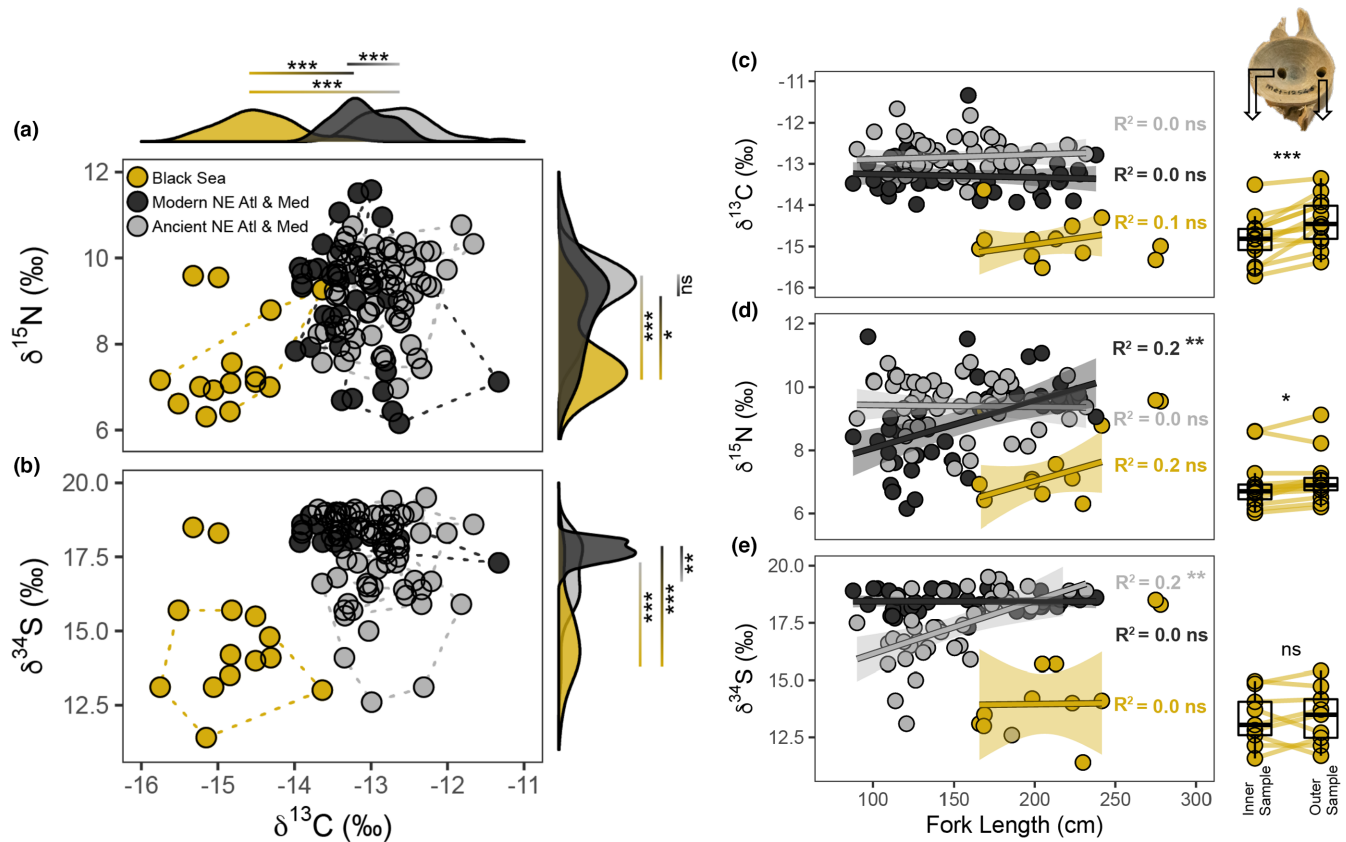


FIGURE 2 Findings of an isotopically distinct Black Sea niche of Atlantic bluefin tuna (BFT) and the relationship between foraging behaviours and body size. $\delta^{13}\text{C}$ and $\delta^{15}\text{N}$ scatterplots (a) and $\delta^{13}\text{C}$ and $\delta^{34}\text{S}$ scatterplots (b). Samples (symbols) are coloured according to their provenance as putative Black Sea (yellow), modern (black), ancient (grey) NE Atlantic and Mediterranean. Convex hull total areas (TA's) are shown for each sample group as dashed lines and density distributions are shown for each isotope with significance between groups tested by non-rank paired Wilcoxon tests. Relationships between fork length (FL) and isotope ratios (C, $\delta^{13}\text{C}$; D, $\delta^{15}\text{N}$ and E, $\delta^{34}\text{S}$) are shown using scatterplots and a lm smooth estimated using ggplot geom_smooth where shading indicates 95% CIs. Relationships were tested using linear regressions after FL was \log_{10} transformed, where the regression coefficient (R^2) and significance were calculated. Black Sea regressions excluded the two 1941 Istanbul samples. Boxplots show differences in inner and outer vertebrae sample values for ancient Black Sea samples and each isotope (c–e) with yellow lines joining pairs of samples from the same specimen and significance between groups as tested by ranked paired Wilcoxon tests. Boxplots show group means, 25th and 75th percentile as outer edges and outliers illustrated outside of 95th percentiles (black whiskers). Significance is represented as 'ns' >.05, '*' <.05, '**' <.01 and '****' <.001.

($p < .001$) whereby central Mediterranean locations and Black Sea locations had lower $\delta^{15}\text{N}$ values (Figure 3b). $\delta^{34}\text{S}$ values were significantly explained by time ($p < .001$) where post-16th c. $\delta^{34}\text{S}$ values were greater (ca. 18%–19%) than pre-16th c. values (ca. 12%–18%, Figure 3f). Variation in pre-16th c. $\delta^{34}\text{S}$ values were significantly explained by longitude ($p < .001$) where a gradient existed of decreasing $\delta^{34}\text{S}$ values with eastward Mediterranean locations (Figure 3c). However, it must be noted that $\delta^{34}\text{S}$ values and longitude trends follow those of FL and thus both factors may contribute to $\delta^{34}\text{S}$ variability in ancient samples. Predictions of GAM models (Figure S5) support that spatial and temporal factors did not co-vary, and that there was no spatial relationship in $\delta^{34}\text{S}$ values across all samples.

4 | DISCUSSION

Our results identify a previously unknown increase in Mediterranean BFT $\delta^{34}\text{S}$ values around the 16th century, and that BFT which

migrated to the Black Sea represented a unique component; isotopically distinct from both modern and ancient BFT of the NE Atlantic and Mediterranean. Low $\delta^{13}\text{C}$, $\delta^{15}\text{N}$ and $\delta^{34}\text{S}$ values of BFT from Istanbul dating at 9–13th c. and 1941 are indicative of sustained and consistent foraging within the Black and Marmara Sea, due to the hydrography of the region. One reasonably predicts that highly stratified, low surface salinity waters, above an anoxic layer would result in low $\delta^{15}\text{N}$ values due to primary nitrogen fixation by phytoplankton (Fulton et al., 2012), low $\delta^{13}\text{C}$ values due to low salinity (Magozzi et al., 2017) and low $\delta^{34}\text{S}$ where sulphate is derived from microbial sulphides in sub-oxic waters (Neretin et al., 2003). Observations indeed show low $\delta^{13}\text{C}$, $\delta^{15}\text{N}$ and $\delta^{34}\text{S}$ values at the ecosystem level in the Black Sea, including in BFT prey (e.g. anchovy, *Engraulis encrasicolus*, Engraulidae: ca. -20‰ $\delta^{13}\text{C}$, 6‰ $\delta^{15}\text{N}$) (Bănaru et al., 2007; Çoban-Yıldız et al., 2006; Das et al., 2004; Lenin et al., 1997; Mutlu, 2021). Contextual $\delta^{34}\text{S}$ isotope data from this region is limited, though we theorise that ancient BFT foraged on benthic-pelagic prey of Marmara, NW shelf ecosystems of the Black

TABLE 2 Generalised additive models parameter estimates for BFT $\delta^{13}\text{C}$, $\delta^{15}\text{N}$ and $\delta^{34}\text{S}$, and variance structure of the data for the spatiotemporal models.

Predictors	$\delta^{13}\text{C}$			$\delta^{15}\text{N}$			$\delta^{34}\text{S}$		
	Estimate	t/F	p	Estimate	t/F	p	Estimate	t/F	p
Intercept	-13.01	-97.73	<.001	8.44	28.45	<.001	17.56	196.4	<.001
Year: Mediterranean	-1.6e-4	-1.813	.073	9.6e-5	0.482	.63	3.99	46.81	<.001
Longitude	3.73	6.45	<.001	4.20	9.80	<.001			
Longitude: pre 16th c.	—	—	—	—	—	—	1.00	46.26	<.001
Longitude: post 16th c.	—	—	—	—	—	—	1.00	0.31	.86
Residual variance	0.21			0.99			0.72		
R ²	.66			.36			.78		
Deviance explained	68.0%			39.3%			78.9%		
df	8.11			8.52			8.39		

Note: Significant predictors are shown in boldface, judged at the .05 level. t/F indicates t or F statistic for each test. Results for Year are shown only for Mediterranean samples. Longitude pre/post-16th c. indicates samples pre and post 16th c. were pooled to assess the effect of latitude in both periods.

Sea and the Azov Sea, because BFT $\delta^{34}\text{S}$ values were lower than the pelagic zones of these habitats (ca. 17‰, Lenin et al., 1997). This may be explained by low $\delta^{34}\text{S}$ values being linked with neritic or benthic feeding in fishes (Cobain et al., 2022; Leakey et al., 2008; Szpak & Buckley, 2020), supporting archaeological bone finds and classical authors over millennia (Andrews, Di Natale, et al., 2022; Karakulak & Oray, 2009).

4.1 | BFT had an isotopically unique Black Sea niche

Since BFT bone is likely to record multiple years of foraging behaviour (Andrews et al., 2023), the observed significantly different Black Sea isotope values and low NE Atlantic and Mediterranean overlap proportions suggest that most Black Sea BFT migrated consistently to—or were resident in—this region over multiple years for foraging while NE Atlantic and Mediterranean BFT seldomly used this region as a foraging habitat. Indeed, high-site fidelity has been reported in BFT (Block et al., 2005; Cermeño et al., 2015) but our findings would go further, supporting tagging data (De Metrio et al., 2004) to suggest that current Atlantic foraging behaviours are probably not characteristic of all BFT, even at large body size (Rouyer et al., 2022).

From the 15th c., Bosphorus trap fisheries recorded BFT migrations into the Black Sea from April, with the majority believed to return to the Marmara Sea or Aegean Sea by September, due to poor winter conditions (Cort & Abauza, 2019; Karakulak & Oray, 2009). We consider it likely that low $\delta^{13}\text{C}$, $\delta^{15}\text{N}$ and $\delta^{34}\text{S}$ values in BFT from Istanbul were promoted by autumn or winter foraging in the Marmara or Black Sea, as predicted by early-20th c. scientists (Devedjian, 1926; Sara, 1964)—and supporting sparse catch data (Di Natale et al., 2019)—because the Aegean Sea and the Mediterranean proper are higher ^{13}C environments (Magozzi et al., 2017; Wells et al., 2021). Nonetheless, it remains challenging

to assess proportions of time spent foraging in each habitat from isotope data alone. Since May–July is the spawning period for BFT in the Mediterranean, it therefore remains unknown if BFT individuals from the Black Sea skipped spawning or represented a separate spawning population (Di Natale, 2015; MacKenzie & Mariani, 2012).

Isotopic analysis of inner and outer Black Sea vertebrae samples suggests that earlier life stages (with lower $\delta^{13}\text{C}$ and $\delta^{15}\text{N}$ values), may have been more resident in the Black or Marmara Sea while later life stages (with higher $\delta^{13}\text{C}$ and $\delta^{15}\text{N}$ values) were more Mediterranean, which is indicative of increased spawning migrations to the Mediterranean with age. Alternatively, our data may support spawning in the Black Sea where Mediterranean overwintering and/or foraging increased with age. There are uncertainties on reports of BFT eggs and larvae found in the Black Sea (Di Natale, 2015; Mather et al., 1995), although adaptation to spawn this low-salinity environment is possible for BFT (MacKenzie & Mariani, 2012) and adults have been found in the Black Sea with ripe gonads (Di Natale, 2015). Genomic analysis is required to exclude the possibility that Black Sea BFT represented a separate spawning population but since preliminary genetic results (Andrews et al., 2021) did not support this theory and juveniles have never been caught in this region (Di Natale, 2015), we find it more likely that the Black Sea migration and the Marmara Sea residency was a prey-dependent, learned behaviour, as part of a collective memory, which takes time to rebuild (De Luca et al., 2014; Petitgas et al., 2010). Regardless, the return of Black Sea BFT will depend heavily on the recovery of ecosystems and trophic cascades in the Marmara Sea, Black Sea and Azov Sea, which remain poor after overexploitation (Demirel et al., 2020; Ulman et al., 2020). Climatic cooling and the increase in alien species resulted in heavy modification during the 20th c., and induced the collapse of multiple stocks (Karakulak & Oray, 2009; Oguz & Gilbert, 2007; Shiganova et al., 2001; Zaitsev, 1992). However, there is some evidence of Black Sea BFT returning (Di Natale et al., 2019), which may indicate that ecosystem recovery has begun.

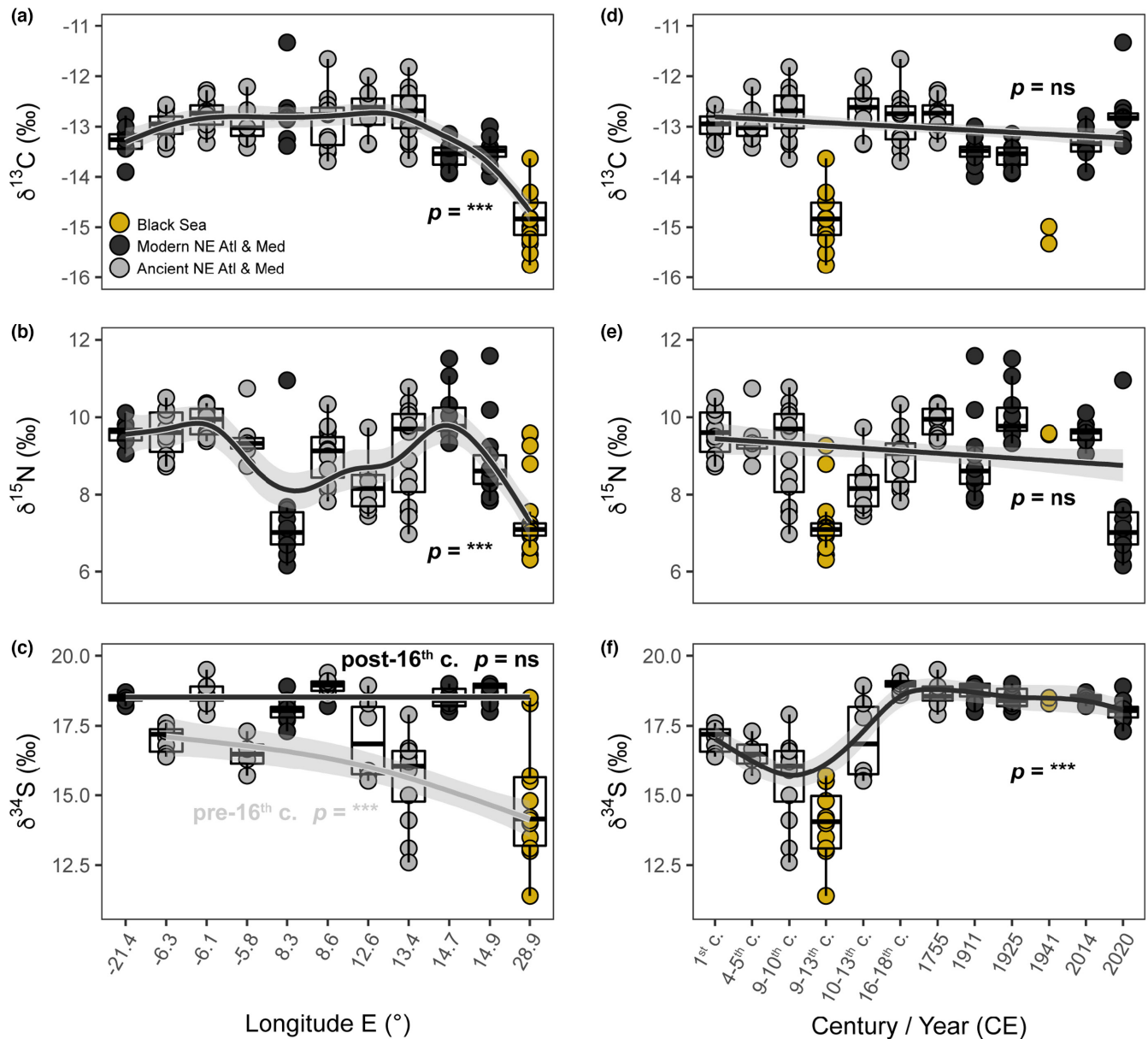


FIGURE 3 Spatial and temporal relationships with isotope values explaining variation in Atlantic bluefin tuna (BFT) foraging ecology. Relationships between isotope values and Longitude (a–c) or Century/Year CE (d–f) analysed using generalised additive models (GAM) are illustrated as smoothed (non-linear) or non-smoothed (linear) lines of fit with 95% CI shading as calculated using the `geom_smooth` function in `ggplot2` with `gam` or `lm` specified, respectively. *p*-values are shown as estimated in GAM models where ‘ns’ >.05, ‘*’ <.05, ‘***’ <.01 and ‘****’ <.001. Black Sea samples were excluded from century/year lines of fit. Boxplots are shown for each BFT sample group with group means, 25th and 75th percentile as outer edges and outliers illustrated outside of 95th percentiles (black whiskers). Samples (circles) are coloured according to their provenance as putative Black Sea (yellow), modern (black) and ancient (grey) NE Atlantic and Mediterranean sample groups. Plots for each stable isotope are illustrated separately: $\delta^{13}\text{C}$ (a, d), $\delta^{15}\text{N}$ (b, e) and $\delta^{34}\text{S}$ (c, f).

4.2 | Two millennia of stability in BFT trophic position

Isotope values of BFT bone across centuries broadly reflected benthic-pelagic foraging, at moderate trophic levels ($\delta^{15}\text{N}$) which increased significantly with size, supporting several studies (Estrada et al., 2005; Karakulak et al., 2009; Logan, 2009; Logan et al., 2011; Sarà & Sarà, 2007). Spatial relationships suggested that NE Atlantic and central-eastern Mediterranean fish foraged less in shelf waters,

and more offshore (depleted ^{13}C); probably due to deep-diving opportunities in these locations (Battaglia et al., 2013; Olafsdottir et al., 2016; Wilson & Block, 2009), and/or their lower $\delta^{13}\text{C}$ baselines as a result of less benthic-pelagic coupling (Magozzi et al., 2017; Pinzone et al., 2019). Spatial relationships in $\delta^{15}\text{N}$ values further suggested that some Mediterranean catches, like the 2020 sample with low $\delta^{15}\text{N}$ values, may have foraged mostly, or solely offshore (Logan et al., 2023; Rafter et al., 2019; Wells et al., 2021). Relationships between size and $\delta^{15}\text{N}$ values in modern samples also support that

smaller adults akin to 2020 catches (ca. 100–200 cm FL) may remain in the Mediterranean after spawning (Addis et al., 2016; Cermeño et al., 2015).

Lack of temporal $\delta^{13}\text{C}$ and $\delta^{15}\text{N}$ trends does not suggest that exploitation and climate have not shifted BFT diet and distribution over centuries—they surely have (Faillettaz et al., 2019; Fromentin et al., 2014). However, we found no isotopic evidence for a change in BFT trophic position across millennia despite marine ecosystem changes such as ‘fishing down marine food webs’ and the loss of large size-classes (Baum & Worm, 2009; Pauly et al., 1998). This finding appears striking considering that prey size has been shown to be an important driver of BFT condition (Golet et al., 2015), and that other tunas have shifted in isotope composition during the past two decades in the Atlantic (Lorrain et al., 2020). However, BFT is likely to be highly generalist, as supported by relatively its low $\delta^{15}\text{N}$ values (for predatory marine fish), which may have provided resilience against changes in marine food webs. Indeed, an increase in generalist BFT foraging strategies have been hinted at recently, on the importance of gelatinous prey (Günther et al., 2021), which is likely to promote resilience to changes in prey availability or size, as has been shown for marine cetaceans over time (Samarra et al., 2022). We acknowledge, however, that the presence of spatial and size relationships added noise to our dataset, which limits temporal observations. This issue may be overcome through the application of compound specific isotope analysis (CSIA) to disentangle source versus trophic effects (e.g. Logan et al., 2023) and confirm that despite regime shifts (Beaugrand et al., 2015; Conversi et al., 2010; Drinkwater, 2006; Siano et al., 2021; Tomasovych et al., 2020), BFT have been robust to ecosystem changes.

4.3 | Early coastal degradation induced a pelagic shift in BFT

Compared with carbon and nitrogen, sulphur offered greater sensitivity to detect temporal foraging shifts, probably due to its greater variation in benthic versus pelagic prey (Fry et al., 1982). In BFT, we observed a novel post-16th c. shift in $\delta^{34}\text{S}$, to values indicative of predominantly pelagic energy sources (ca. 18–19‰, Thode, 1991) in the absence of $\delta^{34}\text{S}$ shifts at the base of marine food webs during the past two millennia (Newton & Bottrell, 2007). Thus, we propose an increased preference for neritic or benthic opportunistic foraging until the ~16th century, which may have reduced due to the early degradation of coastal ecosystems during this period (Hoffmann, 2005; Jackson et al., 2001). Within the Mediterranean and Black Sea, we found that $\delta^{34}\text{S}$ declined with distance from the Atlantic. Yet, size-effects were also evident, perhaps reflecting that smaller BFT are more resident and neritic-feeding than larger individuals (Cermeño et al., 2015; Rouyer et al., 2022)—and perhaps more so historically than today. $\delta^{34}\text{S}$ values are relatively consistent among pelagic marine habitats worldwide (Thode, 1991), suggesting that our observation is indeed benthic-related. Given that $\delta^{34}\text{S}$ of benthic production (e.g. seagrass) varies spatially (Frederiksen

et al., 2008), we cannot exclude that the observed $\delta^{34}\text{S}$ shift may alternatively reflect reduced foraging locally on low $\delta^{34}\text{S}$ Mediterranean habitats (e.g. inshore habitats linked to seagrass production). GAM predictions nonetheless did not support a solely spatial explanation, showing a lack of a spatial relationship in $\delta^{34}\text{S}$ across all samples, while temporal patterns were indeed evident. Black Sea foraging of low $\delta^{34}\text{S}$ individuals is another unlikely explanation, given that $\delta^{13}\text{C}$ values were consistent with higher $\delta^{34}\text{S}$ Mediterranean individuals and unlike samples from Istanbul.

Whether BFT have shifted to forage on more pelagic prey or in higher $\delta^{34}\text{S}$ habitats than previously, our observations are strongly supported by 16th c. transcripts documenting the overexploitation of BFT prey and disturbance of inshore habitats off Spain; specifically linking these with a lower productivity of tuna traps, which was not overcome until trap technology developed into more offshore operations (Andrews, Di Natale, et al., 2022). We theorise that post-Middle Age exploitation induced an early tipping point in BFT foraging in the Mediterranean, while a second tipping point (perhaps more difficult to cross) in trophic position appears not to have been reached following more recent intensive exploitation of marine ecosystems. Today, BFT take varying degrees of benthic prey, but pelagic prey makes up the predominant component (Karakulak et al., 2009; Logan et al., 2011, 2023; Sarà & Sarà, 2007).

The recent dominance of invertebrates in anthropised marine ecosystems (Howarth et al., 2014) seems to contradict our novel $\delta^{34}\text{S}$ conclusion since they provide inshore foraging opportunities. However, BFT may feed heavily on gelatinous prey and cephalopods (Günther et al., 2021) and are predominantly inhabiting basin regions rather than inshore waters in the Mediterranean (Cermeño et al., 2015). Moreover, a similar shift in sulphur isotopes between ancient and modern samples is apparent in the overexploited Atlantic cod (Nehlich et al., 2013), and therefore further research is required to better define the onset of coastal marine exploitation and modification of food webs for baselines of modern ecosystem status. The $\delta^{34}\text{S}$ shift appears to have occurred across BFT's eastern range, as evident in the two archived specimens collected by M. Sella from Istanbul in 1941. This implies that a return of BFT to the Black Sea will not only be dependent on the restoration of inshore areas since BFT fed more pelagically prior to its disappearance from the region.

4.4 | Consequences for management and conservation

While limited in sample size, the isotopic data presented here provide the first information on the foraging ecology of the Black Sea niche of BFT, with which to guide their return. They suggest that limiting catches throughout the eastern Mediterranean may promote divergent migration strategies, even if these may have a behavioural rather than evolutionary basis. The potential need to manage Mediterranean BFT as more than one stock has been previously hinted at, in-part due to proposed Mediterranean residency of some individuals (Cermeño et al., 2015; Cort & Abaunza, 2019;

De Metrio et al., 2004; Di Natale, 2019; Fromentin, 2009; Mather et al., 1995; Riccioni et al., 2010), and requires further genomic, CSIA and tagging studies. Our novel finding of a pre-industrial shift in BFT foraging highlights the importance of recovering neritic prey and habitats, which probably cannot be recovered to ancient levels (Atmore et al., 2021; Duarte et al., 2020), but are nonetheless likely to promote the recovery of BFT across its eastern range. Our results demonstrate the uniqueness of the isotopic niche of Black Sea BFT, which unfortunately disappeared due to overexploitation, hence reducing the diversity of BFT life histories which potentially has consequences for the ability of BFT to adapt to dynamic environments. We conclude, however, that the inability to re-establish ancient inshore habitats should not hinder the return of BFT to the Black Sea. Instead, we suggest that effort should be made to recover the heavily overexploited and degraded ecosystems of the Marmara Sea, Black Sea and Azov Sea; which could promote occurrence of BFT in the region.

AUTHOR CONTRIBUTIONS

AJA, FT and MA designed the study. AJA, PA, DB-C, VA, VO, GC, VG-F, VC and AU collected vertebrae samples for analysis. AJA, MVT, MF-C, EC and AU conducted the laboratory work. AJA analysed the data. AJA, ADN, FT, CP and MA wrote the paper. All authors reviewed the paper.

ACKNOWLEDGEMENTS

We thank Saadet Karakulak and Işık Oray for thoughtful discussions on Black Sea history. This work is a contribution to the <https://tunaarchaeology.org> project within the framework of the MSCA SeaChanges ITN. Warm thanks to the two reviewers and editor whose comments improved the quality of this manuscript.

FUNDING INFORMATION

This project was funded by the EU Horizon 2020 Grant Number 813383 as part of the MSCA ITN SeaChanges.

CONFLICT OF INTEREST STATEMENT

No conflicts of interest exist.

DATA AVAILABILITY STATEMENT

All data analysed herein can be retrieved from the [Table S2](#).

ORCID

Adam J. Andrews  <https://orcid.org/0000-0002-9000-6523>

Fausto Tinti  <https://orcid.org/0000-0002-8649-5387>

Michelle Alexander  <https://orcid.org/0000-0001-8000-3639>

REFERENCES

- Addis, P., Secci, M., Biancacci, C., Loddo, D., Cuccu, D., Palmas, F., & Sabatini, A. (2016). Reproductive status of Atlantic bluefin tuna, *Thunnus thynnus*, during migration off the coast of Sardinia (western Mediterranean). *Fisheries Research*, 181, 137–147. <https://doi.org/10.1016/j.fishres.2016.04.009>
- Amiriaux, R., Mundy, C. J., Pierrejean, M., Niemi, A., Hedges, K. J., Brown, T. A., Ehn, J. K., Elliott, K. H., Ferguson, S. H., Fisk, A. T., Gilchrist, G., Harris, L. N., Iken, K., Jacobs, K. B., Johnson, K. F., Kuzyk, Z. A., Limoges, A., Loewen, T. N., Love, O. P., ... Yurkowski, D. J. (2023). Tracing carbon flow and trophic structure of a coastal Arctic marine food web using highly branched isoprenoids and carbon, nitrogen and sulfur stable isotopes. *Ecological Indicators*, 147, 109938. <https://doi.org/10.1016/j.ecolind.2023.109938>
- Andrews, A. J., Di Natale, A., Bernal-Casasola, D., Aniceti, V., Onar, V., Oueslati, T., Theodopoulou, T., Morales-Muñiz, A., Cilli, E., & Tinti, F. (2022). Exploitation history of Atlantic bluefin tuna in the eastern Atlantic and Mediterranean—Insights from ancient bones. *ICES Journal of Marine Science: Journal Du Conseil*, 79, 247–262. <https://doi.org/10.1093/icesjms/fsab261>
- Andrews, A. J., Mylona, D., Rivera-Charún, L., Winter, R., Onar, V., Siddiq, A. B., Tinti, F., & Morales-Muniz, A. (2022). Length estimation of Atlantic bluefin tuna (*Thunnus thynnus*) using vertebrae. *International Journal of Osteoarchaeology*, 32, 645–653. <https://doi.org/10.1002/oa.3092>
- Andrews, A. J., Orton, D., Onar, V., Addis, P., Tinti, F., & Alexander, M. (2023). Isotopic life-history signatures are retained in modern and ancient Atlantic bluefin tuna vertebrae. *Journal of Fish Biology*, 103, 118–129. <https://doi.org/10.1111/jfb.15417>
- Andrews, A. J., Puncher, G. N., Bernal-Casasola, D., Di Natale, A., Massari, F., Onar, V., Toker, N. Y., Hanke, A., Pavey, S. A., Savojardo, C., Martelli, P. L., Casadio, R., Cilli, E., Morales-Muñiz, A., Mantovani, B., Tinti, F., & Cariani, A. (2021). Ancient DNA SNP-panel data suggests stability in bluefin tuna genetic diversity despite centuries of fluctuating catches in the eastern Atlantic and Mediterranean. *Scientific Reports*, 11, 20744. <https://doi.org/10.1038/s41598-021-99708-9>
- Atmore, L. M., Aiken, M., & Furni, F. (2021). Shifting baselines to thresholds: Reframing exploitation in the marine environment. *Frontiers in Marine Science*, 8, 742188. <https://doi.org/10.3389/fmars.2021.742188>
- Bănar, D., Harmelin-Vivien, M., Gomoiu, M.-T., & Onciu, T.-M. (2007). Influence of the Danube River inputs on C and N stable isotope ratios of the Romanian coastal waters and sediment (Black Sea). *Marine Pollution Bulletin*, 54, 1385–1394. <https://doi.org/10.1016/j.marpolbul.2007.05.022>
- Barnes, C., Jennings, S., & Barry, J. T. (2009). Environmental correlates of large-scale spatial variation in the $\delta^{13}\text{C}$ of marine animals. *Estuarine, Coastal and Shelf Science*, 81, 368–374. <https://doi.org/10.1016/j.ecss.2008.11.011>
- Barrett, J. H., Orton, D., Johnstone, C., Harland, J., Van Neer, W., Eryvynck, A., Roberts, C., Locker, A., Amundsen, C., Enghoff, I. B., Hamilton-Dyer, S., Heinrich, D., Hufthammer, A. K., Jones, A. K. G., Jonsson, L., Makowiecki, D., Pope, P., O'Connell, T. C., de Roo, T., & Richards, M. (2011). Interpreting the expansion of sea fishing in medieval Europe using stable isotope analysis of archaeological cod bones. *Journal of Archaeological Science*, 38, 1516–1524. <https://doi.org/10.1016/j.jas.2011.02.017>
- Battaglia, P., Andaloro, F., Consoli, P., Esposito, V., Malara, D., Musolino, S., Pedà, C., & Romeo, T. (2013). Feeding habits of the Atlantic bluefin tuna, *Thunnus thynnus* (L. 1758), in the central Mediterranean Sea (Strait of Messina). *Helgolander Marine Research*, 67, 97–107. <https://doi.org/10.1007/s10152-012-0307-2>
- Baum, J. K., & Worm, B. (2009). Cascading top-down effects of changing oceanic predator abundances. *The Journal of Animal Ecology*, 78, 699–714. <https://doi.org/10.1111/j.1365-2656.2009.01531.x>
- Beaugrand, G., Conversi, A., Chiba, S., Edwards, M., Fonda-Umani, S., Greene, C., Mantua, N., Otto, S. A., Reid, P. C., Stachura, M. M., Stemann, L., & Sugisaki, H. (2015). Synchronous marine pelagic regime shifts in the Northern Hemisphere. *Philosophical Transactions of the Royal Society of London. Series*

- B., *Biological Sciences*, 370, 20130272. <https://doi.org/10.1098/rstb.2013.0272>
- Block, B. A., Teo, S. L. H., Walli, A., Boustany, A., Stokesbury, M. J. W., Farwell, C. J., Weng, K. C., Dewar, H., & Williams, T. D. (2005). Electronic tagging and population structure of Atlantic bluefin tuna. *Nature*, 434, 1121–1127. <https://doi.org/10.1038/nature03463>
- Brophy, D., Rodríguez-Ezpeleta, N., Fraile, I., & Arrizabalaga, H. (2020). Combining genetic markers with stable isotopes in otoliths reveals complexity in the stock structure of Atlantic bluefin tuna (*Thunnus thynnus*). *Scientific Reports*, 10, 14675. <https://doi.org/10.1038/s41598-020-71355-6>
- Brown, T. A., Nelson, D. E., Vogel, J. S., & Southon, J. R. (1988). Improved collagen extraction by modified Longin method. *Radiocarbon*, 30, 171–177. <https://doi.org/10.1017/S0033822200044118>
- Butchart, S. H. M., Walpole, M., Collen, B., van Strien, A., Scharlemann, J. P. W., Almond, R. E. A., Baillie, J. E. M., Bomhard, B., Brown, C., Bruno, J., Carpenter, K. E., Carr, G. M., Chanson, J., Chenery, A. M., Csirke, J., Davidson, N. C., Dentener, F., Foster, M., Galli, A., ... Watson, R. (2010). Global biodiversity: Indicators of recent declines. *Science*, 328, 1164–1168. <https://doi.org/10.1126/science.1187512>
- Casini, M., Hjelm, J., Molinero, J.-C., Lövgren, J., Cardinale, M., Bartolino, V., Belgrano, A., & Kornilovs, G. (2009). Trophic cascades promote threshold-like shifts in pelagic marine ecosystems. *Proceedings of the National Academy of Sciences of the United States of America*, 106, 197–202. <https://doi.org/10.1073/pnas.0806649105>
- Caswell, B. A., Klein, E. S., Alleway, H. K., Ball, J. E., Botero, J., Cardinale, M., Eero, M., Engelhard, G. H., Fortibuoni, T., Giraldo, A.-J., Hentati-Sundberg, J., Jones, P., Kittinger, J. N., Krause, G., Lajus, D. L., Lajus, J., Lau, S. C. Y., Lescauwaet, A.-K., MacKenzie, B. R., ... Thurstan, R. H. (2020). Something old, something new: Historical perspectives provide lessons for blue growth agendas. *Fish and Fisheries*, 21, 774–796. <https://doi.org/10.1111/faf.12460>
- Cermeño, P., Quílez-Badía, G., Ospina-Alvarez, A., Sainz-Trápaga, S., Boustany, A. M., Seitz, A. C., Tudela, S., & Block, B. A. (2015). Electronic tagging of Atlantic bluefin tuna (*Thunnus thynnus*, L.) reveals habitat use and behaviors in the Mediterranean Sea. *PLoS One*, 10, e0116638. <https://doi.org/10.1371/journal.pone.0116638>
- Clark, C. T., Cape, M. R., Shapley, M. D., Mueter, F. J., Finney, B. P., & Misarti, N. (2021). SuessR: Regional corrections for the effects of anthropogenic CO₂ on δ¹³C data from marine organisms. *Methods in Ecology and Evolution/British Ecological Society*, 12, 1508–1520. <https://doi.org/10.1111/2041-210X.13622>
- Cobain, M. R. D., McGill, R. A. R., & Trueman, C. N. (2022). Stable isotopes demonstrate seasonally stable benthic-pelagic coupling as newly fixed nutrients are rapidly transferred through food chains in an estuarine fish community. *Journal of Fish Biology*. <https://doi.org/10.1111/jfb.15005>
- Çoban-Yıldız, Y., Altabet, M. A., Yılmaz, A., & Tuğrul, S. (2006). Carbon and nitrogen isotopic ratios of suspended particulate organic matter (SPOM) in the Black Sea water column. *Deep Sea Research Part II: Topical Studies in Oceanography*, 53, 1875–1892. <https://doi.org/10.1016/j.dsr2.2006.03.021>
- Conversi, A., Fonda Umani, S., Peluso, T., Molinero, J. C., Santojanni, A., & Edwards, M. (2010). The Mediterranean Sea regime shift at the end of the 1980s, and intriguing parallels with other European basins. *PLoS One*, 5, e10633. <https://doi.org/10.1371/journal.pone.0010633>
- Cort, J. L., & Abaunza, P. (2019). The present state of traps and fisheries research in the strait of Gibraltar. In J. L. Cort & P. Abaunza (Eds.), *The bluefin tuna fishery in the Bay of Biscay: Its relationship with the crisis of catches of large specimens in the East Atlantic fisheries from the 1960s* (pp. 37–78). Springer International Publishing.
- Cort, J. L., Deguara, S., Galaz, T., Mèlich, B., Artetxe, I., Arregi, I., Neilson, J., Andrushchenko, I., Hanke, A., Neves dos Santos, M., Estruch, V., Lutcavage, M., Knapp, J., Compeán-Jiménez, G., Solana-Sansores, R., Belmonte, A., Martínez, D., Piccinetti, C., Kimoto, A., ... Idrissi, M. (2013). Determination of Lmax for Atlantic bluefin tuna, *Thunnus thynnus* (L.), from meta-analysis of published and available biometric data. *Reviews in Fisheries Science*, 21, 181–212. <https://doi.org/10.1080/10641262.2013.793284>
- Das, K., Holsbeek, L., Browning, J., Siebert, U., Birkun, A., & Bouquegneau, J.-M. (2004). Trace metal and stable isotope measurements (δ¹³C and δ¹⁵N) in the harbour porpoise *Phocoena phocoena relicta* from the Black Sea. *Environmental Pollution*, 131, 197–204. <https://doi.org/10.1016/j.envpol.2004.02.006>
- Das, S., Judd, E. J., Uveges, B. T., Ivany, L. C., & Junium, C. K. (2021). Variation in δ¹⁵N from shell-associated organic matter in bivalves: Implications for studies of modern and fossil ecosystems. *Palaeogeography, Palaeoclimatology, Palaeoecology*, 562, 110076. <https://doi.org/10.1016/j.palaeo.2020.110076>
- De Luca, G., Mariani, P., MacKenzie, B. R., & Marsili, M. (2014). Fishing out collective memory of migratory schools. *Journal of the Royal Society Interface*, 11, 20140043. <https://doi.org/10.1098/rsif.2014.0043>
- De Metrio, G., Oray, I., Arnold, G. P., Lutcavage, M., Deflorio, M., Cort, J. L., Karakulak, S., Anbar, N., & Ultanur, M. (2004). Joint Turkish-Italian research in the eastern Mediterranean: Bluefin tuna tagging with pop-up satellite tags. *Collective Volume of Scientific Papers ICCAT*, 56, 1163–1167.
- Demirel, N., Zengin, M., & Ulman, A. (2020). First large-scale eastern Mediterranean and Black Sea stock assessment reveals a dramatic decline. *Frontiers in Marine Science*, 7, 103. <https://doi.org/10.3389/fmars.2020.00103>
- DeNiro, M. J., & Epstein, S. (1978). Influence of diet on the distribution of carbon isotopes in animals. *Geochimica et Cosmochimica Acta*, 42, 495–506. [https://doi.org/10.1016/0016-7037\(78\)90199-0](https://doi.org/10.1016/0016-7037(78)90199-0)
- Devedjian, K. (1926). *Pêche et pêcheries en Turquie*. Imprimerie de l'Administration de la Dette Publique Ottomane.
- Di Natale, A. (2015). Review of the historical and biological evidences about a population of bluefin tuna (*Thunnus thynnus* L.) in the eastern Mediterranean and the Black Sea. *Collective Volume of Scientific Papers ICCAT*, 71, 1098–1124.
- Di Natale, A. (2019). Due to the new scientific knowledge, is it time to reconsider the stock composition of Atlantic bluefin tuna? *Collective Volume of Scientific Papers ICCAT*, 75, 1282–1292.
- Di Natale, A., Tensek, S., & García, A. P. (2019). Is the bluefin tuna slowly returning to the Black Sea? Recent evidences. *Collective Volume of Scientific Papers ICCAT*, 75, 1261–1277.
- Dickhut, R. M., Deshpande, A. D., Cincinelli, A., Cochran, M. A., Corsolini, S., Brill, R. W., Secor, D. H., & Graves, J. E. (2009). Atlantic bluefin tuna (*Thunnus thynnus*) population dynamics delineated by organochlorine tracers. *Environmental Science & Technology*, 43, 8522–8527. <https://doi.org/10.1021/es901810e>
- Drinkwater, K. F. (2006). The regime shift of the 1920s and 1930s in the North Atlantic. *Progress in Oceanography*, 68, 134–151. <https://doi.org/10.1016/j.pocean.2006.02.011>
- Druon, J.-N., Fromentin, J.-M., Hanke, A. R., Arrizabalaga, H., Damalas, D., Tičina, V., Quílez-Badía, G., Ramirez, K., Arregui, I., Tserpes, G., Reglero, P., Deflorio, M., Oray, I., Saadet Karakulak, F., Megalofonou, P., Ceyhan, T., Grubišić, L., MacKenzie, B. R., Lamkin, J., ... Addis, P. (2016). Habitat suitability of the Atlantic bluefin tuna by size class: An ecological niche approach. *Progress in Oceanography*, 142, 30–46. <https://doi.org/10.1016/j.pocean.2016.01.002>
- Duarte, C. M., Agusti, S., Barbier, E., Britten, G. L., Castilla, J. C., Gattuso, J.-P., Fulweiler, R. W., Hughes, T. P., Knowlton, N., Lovelock, C. E., Lotze, H. K., Predragovic, M., Poloczanska, E., Roberts, C., & Worm, B. (2020). Rebuilding marine life. *Nature*, 580, 39–51. <https://doi.org/10.1038/s41586-020-2146-7>
- Eide, M., Olsen, A., Ninnemann, U. S., & Eldevik, T. (2017). A global estimate of the full oceanic ¹³C Suess effect since the preindustrial: Full oceanic ¹³C Suess effect. *Global Biogeochemical Cycles*, 31, 492–514. <https://doi.org/10.1002/2016GB005472>

- Engelhard, G. H., Thurstan, R. H., MacKenzie, B. R., Alleway, H. K., Bannister, R. C. A., Cardinale, M., Clarke, M. W., Currie, J. C., Fortibuoni, T., Holm, P., Holt, S. J., Mazzoldi, C., Pinnegar, J. K., Raicevich, S., Volckaert, F. A. M., Klein, E. S., & Lescauwae, A.-K. (2015). ICES meets marine historical ecology: Placing the history of fish and fisheries in current policy context. *ICES Journal of Marine Science: Journal Du Conseil*, 73, 1386–1403. <https://doi.org/10.1093/icesjms/fsv219>
- Estrada, J. A., Lutcavage, M., & Thorrold, S. R. (2005). Diet and trophic position of Atlantic bluefin tuna (*Thunnus thynnus*) inferred from stable carbon and nitrogen isotope analysis. *Marine Biology*, 147, 37–45. <https://doi.org/10.1007/s00227-004-1541-1>
- Faillietaz, R., Beaugrand, G., Goberville, E., & Kirby, R. R. (2019). Atlantic multidecadal oscillations drive the basin-scale distribution of Atlantic bluefin tuna. *Science Advances*, 5, eaar6993. <https://doi.org/10.1126/sciadv.aar6993>
- Frederiksen, M. S., Holmer, M., Pérez, M., Invers, O., Ruiz, J. M., & Knudsen, B. B. (2008). Effect of increased sediment sulfide concentrations on the composition of stable sulfur isotopes ($\delta^{34}\text{S}$) and sulfur accumulation in the seagrasses *Zostera marina* and *Posidonia oceanica*. *Journal of Experimental Marine Biology and Ecology*, 358, 98–109. <https://doi.org/10.1016/j.jembe.2008.01.021>
- Fromentin, J.-M. (2009). Lessons from the past: Investigating historical data from bluefin tuna fisheries. *Fish and Fisheries*, 10, 197–216. <https://doi.org/10.1111/j.1467-2979.2008.00311.x>
- Fromentin, J.-M., Reygondeau, G., Bonhommeau, S., & Beaugrand, G. (2014). Oceanographic changes and exploitation drive the spatio-temporal dynamics of Atlantic bluefin tuna (*Thunnus thynnus*). *Fisheries Oceanography*, 23, 147–156. <https://doi.org/10.1111/fog.12050>
- Fry, B., & Chumchal, M. M. (2011). Sulfur stable isotope indicators of residency in estuarine fish. *Limnology and Oceanography*, 56, 1563–1576. <https://doi.org/10.4319/lo.2011.56.5.1563>
- Fry, B., Scalan, R. S., Winters, J. K., & Parker, P. L. (1982). Sulphur uptake by salt grasses, mangroves, and seagrasses in anaerobic sediments. *Geochimica et Cosmochimica Acta*, 46, 1121–1124. [https://doi.org/10.1016/0016-7037\(82\)90063-1](https://doi.org/10.1016/0016-7037(82)90063-1)
- Fulton, J. M., Arthur, M. A., & Freeman, K. H. (2012). Black Sea nitrogen cycling and the preservation of phytoplankton $\delta^{15}\text{N}$ signals during the Holocene. *Global Biogeochemical Cycles*, 26(2). <https://doi.org/10.1029/2011GB004196>
- Golet, W. J., Record, N. R., Lehuta, S., Lutcavage, M., Galuardi, B., Cooper, A. B., & Pershing, A. J. (2015). The paradox of the pelagics: Why bluefin tuna can go hungry in a sea of plenty. *Marine Ecology Progress Series*, 527, 181–192. <https://doi.org/10.3354/meps11260>
- Gruber, N., Keeling, C. D., Bacastow, R. B., Guenther, P. R., Lueker, T. J., Wahlen, M., Meijer, H. A. J., Mook, W. G., & Stocker, T. F. (1999). Spatiotemporal patterns of carbon-13 in the global surface oceans and the oceanic suess effect. *Global Biogeochemical Cycles*, 13, 307–335. <https://doi.org/10.1029/1999GB900019>
- Guiry, E. J. (2019). Complexities of stable carbon and nitrogen isotope biogeochemistry in ancient freshwater ecosystems: Implications for the study of past subsistence and environmental change. *Frontiers in Ecology and Evolution*, 7, 313. <https://doi.org/10.3389/fevo.2019.00313>
- Guiry, E. J., Needs-Howarth, S., Friedland, K. D., Hawkins, A. L., Szpak, P., Macdonald, R., Courtemanche, M., Holm, E., & Richards, M. P. (2016). Lake Ontario salmon (*Salmo salar*) were not migratory: A long-standing historical debate solved through stable isotope analysis. *Scientific Reports*, 6, 36249. <https://doi.org/10.1038/srep36249>
- Guiry, E. J., Orchard, T. J., Needs-Howarth, S., & Szpak, P. (2022). Freshwater wetland-driven variation in sulfur isotope compositions: Implications for human paleodiet and ecological research. *Frontiers in Ecology and Evolution*, 10, 1207. <https://doi.org/10.3389/fevo.2022.953042>
- Guiry, E. J., & Szpak, P. (2020). Quality control for modern bone collagen stable carbon and nitrogen isotope measurements. *Methods in Ecology and Evolution/British Ecological Society*, 11, 1049–1060. <https://doi.org/10.1111/2041-210X.13433>
- Guiry, E. J., & Szpak, P. (2021). Improved quality control criteria for stable carbon and nitrogen isotope measurements of ancient bone collagen. *Journal of Archaeological Science*, 132, 105416. <https://doi.org/10.1016/j.jas.2021.105416>
- Günther, B., Fromentin, J.-M., Metral, L., & Arnaud-Haond, S. (2021). Metabarcoding confirms the opportunistic foraging behaviour of Atlantic bluefin tuna and reveals the importance of gelatinous prey. *PeerJ*, 9, e11757. <https://doi.org/10.7717/peerj.11757>
- Hilborn, R., Amoroso, R. O., Bogazzi, E., Jensen, O. P., Parma, A. M., Szuwalski, C., & Walters, C. J. (2017). When does fishing forage species affect their predators? *Fisheries Research*, 191, 211–221. <https://doi.org/10.1016/j.fishres.2017.01.008>
- Hilton, G. M., Thompson, D. R., Sagar, P. M., Cuthbert, R. J., Cherel, Y., & Bury, S. J. (2006). A stable isotopic investigation into the causes of decline in a sub-Antarctic predator, the rockhopper penguin *Eudyptes chrysocome*. *Global Change Biology*, 12, 611–625. <https://doi.org/10.1111/j.1365-2486.2006.01130.x>
- Hoffmann, R. C. (2005). A brief history of aquatic resource use in medieval Europe. *Helgoland Marine Research*, 59, 22–30. <https://doi.org/10.1007/s10152-004-0203-5>
- Howarth, L. M., Roberts, C. M., Thurstan, R. H., & Stewart, B. D. (2014). The unintended consequences of simplifying the sea: Making the case for complexity. *Fish and Fisheries*, 15, 690–711. <https://doi.org/10.1111/faf.12041>
- Hutchinson, J. J., & Trueman, C. N. (2006). Stable isotope analyses of collagen in fish scales: Limitations set by scale architecture. *Journal of Fish Biology*, 69, 1874–1880. <https://doi.org/10.1111/j.1095-8649.2006.01234.x>
- ICCAT. (2020). Report of the 2020 second ICCAT intersessional meeting of the bluefin tuna species group. Second BFT intersessional meeting – Online 2020 [report]. https://www.iccat.int/Documents/Meetings/Docs/2020/REPORTS/2020_2_BFT_ENG.pdf
- Jackson, J. B., Kirby, M. X., Berger, W. H., Bjorndal, K. A., Botsford, L. W., Bourque, B. J., Bradbury, R. H., Cooke, R., Erlandson, J., Estes, J. A., Hughes, T. P., Kidwell, S., Lange, C. B., Lenihan, H. S., Pandolfi, J. M., Peterson, C. H., Steneck, R. S., Tegner, M. J., & Warner, R. R. (2001). Historical overfishing and the recent collapse of coastal ecosystems. *Science*, 293, 629–637. <https://doi.org/10.1126/science.1059199>
- Jardine, T. D., Hadwen, W. L., Hamilton, S. K., Hladyz, S., Mitrovic, S. M., Kidd, K. A., Tsoi, W. Y., Spears, M., Westhorpe, D. P., Fry, V. M., Sheldon, F., & Bunn, S. E. (2014). Understanding and overcoming baseline isotopic variability in running waters. *River Research and Applications*, 30, 155–165. <https://doi.org/10.1002/rra.2630>
- Jennings, S. (2005). Size-based analyses of aquatic food webs. In A. Belgrano, U. M. Scharler, J. Dunne, & R. E. Ulanowicz (Eds.), *Aquatic food webs* (pp. 86–97). Oxford University Press.
- Jennings, S., Barnes, C., & Sweeting, C. J. (2008). Application of nitrogen stable isotope analysis in size-based marine food web and macroecological research. *Rapid Communications in Mass Spectrometry*, 22, 1673–1680. <https://doi.org/10.1002/rcm.3497>
- Karakulak, F. S., & Oray, I. K. (2009). Remarks on the fluctuations of bluefin tuna catches in Turkish waters. *Collective Volume of Scientific Papers ICCAT*, 63, 153–160.
- Karakulak, F. S., Salman, A., & Oray, I. K. (2009). Diet composition of bluefin tuna (*Thunnus thynnus* L. 1758) in the eastern Mediterranean Sea, Turkey. *Journal of Applied Ichthyology*, 25, 757–761. <https://doi.org/10.1111/j.1439-0426.2009.01298.x>
- Karakulak, F. S., & Yildiz, T. (2016). Bluefin tuna fishery in the Sea of Marmara. In E. Özsoy, M. Gagatay, N. Balkis, N. Balkis, & B. Öztürk (Eds.), *The Sea of Marmara marine biodiversity, fisheries, conservation*

- and governance (pp. 665–668). Publication no. 42, Turkish Marine Research Foundation (TÜDAV).
- Kragten, J. (1994). Tutorial review. Calculating standard deviations and confidence intervals with a universally applicable spreadsheet technique. *The Analyst*, 119, 2161–2165. <https://doi.org/10.1039/AN9941902161>
- Leakey, C. D. B., Attrill, M. J., Jennings, S., & Fitzsimons, M. F. (2008). Stable isotopes in juvenile marine fishes and their invertebrate prey from the Thames Estuary, UK, and adjacent coastal regions. *Estuarine, Coastal and Shelf Science*, 77, 513–522. <https://doi.org/10.1016/j.ecss.2007.10.007>
- Lenin, A. Y., Pimenov, N. V., Rysanov, I. I., Miller, Y. M., & Ivanov, M. V. (1997). Geochemical consequences of microbiological processes on the northwestern Black Sea shelf. *Geokhimiya*, 985–1004.
- Llorente-Rodríguez, L., Craig, O. E., Colonese, A. C., Tersch, M., Roselló-Izquierdo, E., González Gómez de Agüero, E., Fernández-Rodríguez, C., Quirós-Castillo, J. A., López-Arias, B., Marlasca-Martin, R., Nottingham, J., & Morales Muñiz, A. (2022). Elucidating historical fisheries' networks in the Iberian Peninsula using stable isotopes. *Fish and Fisheries*, 23, 862–873. <https://doi.org/10.1111/faf.12655>
- Logan, J. M. (2009). *Tracking diet and movement of Atlantic bluefin tuna (Thunnus thynnus) using carbon and nitrogen stable isotopes* [Doctoral Thesis, University of New Hampshire, Durham, USA].
- Logan, J. M., Rodríguez-Marín, E., Goñi, N., Barreiro, S., Arrizabalaga, H., Golet, W., & Lutcavage, M. (2011). Diet of young Atlantic bluefin tuna (*Thunnus thynnus*) in eastern and western Atlantic foraging grounds. *Marine Biology*, 158, 73–85. <https://doi.org/10.1007/s00227-010-1543-0>
- Logan, J. M., Wozniak, A. S., Varela, J. L., & Robertson, A. (2023). Pre-spawning habitat use of Atlantic bluefin tuna (*Thunnus thynnus*) inferred from stable isotope analysis. *Marine Biology*, 170, 67. <https://doi.org/10.1007/s00227-023-04210-7>
- Longin, R. (1971). New method of collagen extraction for radiocarbon dating. *Nature*, 230, 241–242. <https://doi.org/10.1038/230241a0>
- Lorrain, A., Pethybridge, H., Cassar, N., Receveur, A., Allain, V., Bodin, N., Bopp, L., Choy, C. A., Duffy, L., Fry, B., Goñi, N., Graham, B. S., Hobday, A. J., Logan, J. M., Ménard, F., Menkes, C. E., Olson, R. J., Pagendam, D. E., Point, D., ... Young, J. W. (2020). Trends in tuna carbon isotopes suggest global changes in pelagic phytoplankton communities. *Global Change Biology*, 26, 458–470. <https://doi.org/10.1111/gcb.14858>
- Lotze, H. K., Hoffmann, R., & Erlandson, J. (2014). Lessons from historical ecology and management. In M. Fogarty & J. J. McCarthy (Eds.), *The sea, volume 19: Ecosystem-based management* (pp. 17–55). Harvard University Press.
- MacKenzie, B. R., & Mariani, P. (2012). Spawning of bluefin tuna in the Black Sea: Historical evidence, environmental constraints and population plasticity. *PLoS One*, 7, e39998. <https://doi.org/10.1371/journal.pone.0039998>
- MacKenzie, B. R., Mosegaard, H., & Rosenberg, A. A. (2009). Impending collapse of bluefin tuna in the northeast Atlantic and Mediterranean. *Conservation Letters*, 2, 26–35. <https://doi.org/10.1111/j.1755-263X.2008.00039.x>
- Magozzi, S., Yool, A., Vander Zanden, H. B., Wunder, M. B., & Trueman, C. N. (2017). Using ocean models to predict spatial and temporal variation in marine carbon isotopes. *Ecosphere*, 8, e01763. <https://doi.org/10.1002/ecs2.1763>
- Mariani, P., Krivan, V., MacKenzie, B. R., & Mullan, C. (2016). The migration game in habitat network: The case of tuna. *Theoretical Ecology*, 9, 219–232. <https://doi.org/10.1007/s12080-015-0290-8>
- Mather, F. J., Mason, J. M., & Jones, A. C. (1995). *Historical document: Life history and fisheries of Atlantic bluefin tuna* [Technical Report]. NOAA Technical Memorandum NMFS-SEFSC-370. National Oceanic and Atmospheric Administration.
- Misarti, N., Finney, B., Maschner, H., & Wooller, M. J. (2009). Changes in northeast Pacific marine ecosystems over the last 4500 years: Evidence from stable isotope analysis of bone collagen from archeological middens. *Holocene*, 19, 1139–1151. <https://doi.org/10.1177/0959683609345075>
- Mutlu, T. (2021). Stable C and N isotope composition of European anchovy, *Engraulis encrasicolus*, from the Marmara Sea and the Black Sea. *Turkish Journal of Agriculture – Food Science and Technology*, 9, 1087–1091. <https://doi.org/10.24925/turjaf.v9i6.1087-1091.4229>
- Nakazawa, T., Sakai, Y., Hsieh, C.-H., Koitabashi, T., Tayasu, I., Yamamura, N., & Okuda, N. (2010). Is the relationship between body size and trophic niche position time-invariant in a predatory fish? First stable isotope evidence. *PLoS One*, 5, e9120. <https://doi.org/10.1371/journal.pone.0009120>
- Nehlich, O., Barrett, J. H., & Richards, M. P. (2013). Spatial variability in sulphur isotope values of archaeological and modern cod (*Gadus morhua*). *Rapid Communications in Mass Spectrometry*, 27, 2255–2262. <https://doi.org/10.1002/rcm.6682>
- Nehlich, O., & Richards, M. P. (2009). Establishing collagen quality criteria for sulphur isotope analysis of archaeological bone collagen. *Archaeological and Anthropological Sciences*, 1, 59–75. <https://doi.org/10.1007/s12520-009-0003-6>
- Neretin, L. N., Böttcher, M. E., & Grinenko, V. A. (2003). Sulfur isotope geochemistry of the Black Sea water column. *Chemical Geology*, 200, 59–69. [https://doi.org/10.1016/S0009-2541\(03\)00129-3](https://doi.org/10.1016/S0009-2541(03)00129-3)
- Newton, R., & Bottrell, S. (2007). Stable isotopes of carbon and sulphur as indicators of environmental change: Past and present. *Journal of the Geological Society*, 164, 691–708. <https://doi.org/10.1144/0016-76492006-101>
- Oguz, T., & Gilbert, D. (2007). Abrupt transitions of the top-down controlled Black Sea pelagic ecosystem during 1960–2000: Evidence for regime-shifts under strong fishery exploitation and nutrient enrichment modulated by climate-induced variations. *Deep Sea Research Part I: Oceanographic Research Papers*, 54, 220–242. <https://doi.org/10.1016/j.dsr.2006.09.010>
- Olafsdottir, D., MacKenzie, B. R., Chosson-P, V., & Ingimundardottir, T. (2016). Dietary evidence of mesopelagic and pelagic foraging by Atlantic bluefin tuna (*Thunnus thynnus* L.) during autumn migrations to the Iceland Basin. *Frontiers in Marine Science*, 3, 108. <https://doi.org/10.3389/fmars.2016.00108>
- Ólafsdóttir, G. Á., Edvardsson, R., Timsic, S., Harrison, R., & Patterson, W. P. (2021). A millennium of trophic stability in Atlantic cod (*Gadus morhua*): Transition to a lower and converging trophic niche in modern times. *Scientific Reports*, 11, 12681. <https://doi.org/10.1038/s41598-021-92243-7>
- Pauly, D., Christensen, V., Dalsgaard, J., Froese, R., & Torres, F., Jr. (1998). Fishing down marine food webs. *Science*, 279, 860–863. <https://doi.org/10.1126/science.279.5352.860>
- Petitgas, P., Secor, D. H., McQuinn, I., Huse, G., & Lo, N. (2010). Stock collapses and their recovery: Mechanisms that establish and maintain life-cycle closure in space and time. *ICES Journal of Marine Science: Journal Du Conseil*, 67, 1841–1848. <https://doi.org/10.1093/icesjms/fsq082>
- Piccinetti, C., Di Natale, A., & Arena, P. (2013). Eastern bluefin tuna (*Thunnus thynnus*, L.) reproduction and reproductive areas and season. *Collective Volume of Scientific Papers ICCAT*, 69, 891–912.
- Pinzone, M., Damseaux, F., Michel, L. N., & Das, K. (2019). Stable isotope ratios of carbon, nitrogen and sulphur and mercury concentrations as descriptors of trophic ecology and contamination sources of Mediterranean whales. *Chemosphere*, 237, 124448. <https://doi.org/10.1016/j.chemosphere.2019.124448>
- Planque, B., Fromentin, J.-M., Cury, P., Drinkwater, K. F., Jennings, S., Perry, R. I., & Kifani, S. (2010). How does fishing alter marine populations and ecosystems sensitivity to climate? *Journal of*

- Marine Systems, 79, 403–417. <https://doi.org/10.1016/j.marsys.2008.12.018>
- Porch, C. E., Bonhommeau, S., Diaz, G. A., Haritz, A., & Melvin, G. (2019). The journey from overfishing to sustainability for Atlantic bluefin tuna, *Thunnus thynnus*. In B. A. Block (Ed.), *The future of bluefin tunas: Ecology, fisheries management, and conservation* (pp. 3–44). John Hopkins University Press.
- Puncher, G. N., Cariani, A., Maes, G. E., Van Houdt, J., Herten, K., Cannas, R., Rodriguez-Ezpeleta, N., Albaina, A., Estonba, A., Lutcavage, M., Hanke, A., Rooker, J., Franks, J. S., Quattro, J. M., Basilone, G., Fraile, I., Laconcha, U., Goñi, N., Kimoto, A., ... Tinti, F. (2018). Spatial dynamics and mixing of bluefin tuna in the Atlantic Ocean and Mediterranean Sea revealed using next-generation sequencing. *Molecular Ecology Resources*, 18, 620–638. <https://doi.org/10.1111/1755-0998.12764>
- Quay, P., Sonnerup, R., Westby, T., Stutsman, J., & McNichol, A. (2003). Changes in the $^{13}\text{C}/^{12}\text{C}$ of dissolved inorganic carbon in the ocean as a tracer of anthropogenic CO_2 uptake. *Global Biogeochemical Cycles*, 17, 4–20. <https://doi.org/10.1029/2001GB001817>
- R Core Team. (2013). *R: A language and environment for statistical computing* (Vol. 55, pp. 275–286). R Foundation for Statistical Computing. <http://www.R-project.org/>
- Rafter, P. A., Bagnell, A., Marconi, D., & DeVries, T. (2019). Global trends in marine nitrate N isotopes from observations and a neural network-based climatology. *Biogeosciences*, 16, 2617–2633. <https://doi.org/10.5194/bg-16-2617-2019>
- Riccioni, G., Landi, M., Ferrara, G., Milano, I., Cariani, A., Zane, L., Sella, M., Barbujani, G., & Tinti, F. (2010). Spatio-temporal population structuring and genetic diversity retention in depleted Atlantic bluefin tuna of the Mediterranean Sea. *Proceedings of the National Academy of Sciences of the United States of America*, 107, 2102–2107. <https://doi.org/10.1073/pnas.0908281107>
- Richardson, D. E., Marancik, K. E., Guyon, J. R., Lutcavage, M. E., Galuardi, B., Lam, C. H., Walsh, H. J., Wildes, S., Yates, D. A., & Hare, J. A. (2016). Discovery of a spawning ground reveals diverse migration strategies in Atlantic bluefin tuna (*Thunnus thynnus*). *Proceedings of the National Academy of Sciences of the United States of America*, 113, 3299–3304. <https://doi.org/10.1073/pnas.1525636113>
- Rodríguez-Ezpeleta, N., Díaz-Arce, N., Walter, J. F., III, Richardson, D. E., Rooker, J. R., Nøttestad, L., Hanke, A. R., Franks, J. S., Deguara, S., Lauretta, M. V., Addis, P., Varela, J. L., Fraile, I., Goñi, N., Abid, N., Alemany, F., Oray, I. K., Quattro, J. M., Sow, F. N., ... Arrizabalaga, H. (2019). Determining natal origin for improved management of Atlantic bluefin tuna. *Frontiers in Ecology and the Environment*, 17, 439–444.
- Rooker, J. R., Secor, D. H., DeMetrio, G., Kaufman, A. J., Belmonte Ríos, A., & Ticina, V. (2008). Evidence of trans-Atlantic movement and natal homing of bluefin tuna from stable isotopes in otoliths. *Marine Ecology Progress Series*, 368, 231–239. <https://doi.org/10.3354/meps07602>
- Rouyer, T., Bernard, S., Kerzerho, V., Giordano, N., Giordano, F., Ellul, S., Ellul, G., Derridj, O., Canet, R., Deguara, S., Wendling, B., & Bonhommeau, S. (2022). Electronic tagging of bluefin tunas from the Maltese spawning ground suggests size-dependent migration dynamics. *Environmental Biology of Fishes*, 105, 635–644. <https://doi.org/10.1007/s10641-022-01262-4>
- Rumolo, P., Bonanno, A., Genovese, S., Romeo, T., Mazzola, S., Basilone, G., Gherardi, S., Battaglia, P., Andaloro, F., & Barra, M. (2020). Growth-related trophic changes of *Thunnus thynnus* as evidenced by stable nitrogen isotopic values in the first dorsal spine. *Scientific Reports*, 10, 9899. <https://doi.org/10.1038/s41598-020-66566-w>
- Samarra, F. I. P., Borrell, A., Selbmann, A., Halldórson, S. D., Pampoulie, C., Chosson, V., Gunnlaugsson, T., Sigurðsson, G. M., Aguilar, A., & Víkingsson, G. A. (2022). Insights into the trophic ecology of white-beaked dolphins *Lagenorhynchus albirostris* and harbour porpoises *Phocoena phocoena* in Iceland. *Marine Ecology Progress Series*, 702, 139–152. <https://doi.org/10.3354/meps14208>
- Sarà, G., & Sarà, R. (2007). Feeding habits and trophic levels of bluefin tuna *Thunnus thynnus* of different size classes in the Mediterranean Sea. *Journal of Applied Ichthyology*, 23, 122–127. <https://doi.org/10.1111/j.1439-0426.2006.00829.x>
- Sara, R. (1964). Données, observations et commentaires sur la présence, le comportement, les caractéristiques et les migrations des thons en Méditerranée. *Proceedings of the General Fisheries Council for the Mediterranean, FAO Fisheries and Agriculture Organisation [Technical Report] Débats et Documents*, 37, 371–388.
- Sayle, K. L., Brodie, C. R., Cook, G. T., & Hamilton, W. D. (2019). Sequential measurement of $\delta^{15}\text{N}$, $\delta^{13}\text{C}$ and $\delta^{34}\text{S}$ values in archaeological bone collagen at the Scottish Universities Environmental Research Centre (SUERC): A new analytical frontier. *Rapid Communications in Mass Spectrometry*, 33, 1258–1266. <https://doi.org/10.1002/rcm.8462>
- Schwerdtner Mániz, K., Holm, P., Blight, L., Coll, M., MacDiarmid, A., Ojaveer, H., Poulsen, B., & Tull, M. (2014). The future of the oceans past: Towards a global marine historical research initiative. *PLoS One*, 9, e101466. <https://doi.org/10.1371/journal.pone.0101466>
- Shiganova, T., Mirzoyan, Z., Studenikina, E., Volovik, S., Siokou-Frangou, I., Zervoudaki, S., Christou, E., Skirta, A., & Dumont, H. (2001). Population development of the invader ctenophore *Mnemiopsis leidyi* in the Black Sea and in other seas of the Mediterranean basin. *Marine Biology*, 139, 431–445. <https://doi.org/10.1007/s002270100554>
- Siano, R., Lassudrie, M., Cuzin, P., Briant, N., Loizeau, V., Schmidt, S., Ehrhold, A., Mertens, K. N., Lambert, C., Quintric, L., Noël, C., Latimier, M., Quéré, J., Durand, P., & Penaud, A. (2021). Sediment archives reveal irreversible shifts in plankton communities after World War II and agricultural pollution. *Current Biology*, 31, 2682–2689.e7. <https://doi.org/10.1016/j.cub.2021.03.079>
- Sigman, D. M., Karsh, K. L., & Casciotti, K. L. (2009). Nitrogen isotopes in the ocean. In J. H. Steele (Ed.), *Encyclopedia of ocean sciences* (pp. 40–54). Academic Press.
- Solomon, C. T., Carpenter, S. R., Rusak, J. A., & Vander Zanden, M. J. (2008). Long-term variation in isotopic baselines and implications for estimating consumer trophic niches. *Canadian Journal of Fisheries and Aquatic Sciences*, 65, 2191–2200. <https://doi.org/10.1139/F08-125>
- Swanson, H. K., Lysy, M., Power, M., Stasko, A. D., Johnson, J. D., & Reist, J. D. (2015). A new probabilistic method for quantifying n-dimensional ecological niches and niche overlap. *Ecology*, 96, 318–324.
- Szpak, P., & Buckley, M. (2020). Sulfur isotopes ($\delta^{34}\text{S}$) in Arctic marine mammals: Indicators of benthic vs. pelagic foraging. *Marine Ecology Progress Series*, 653, 205–216. <https://doi.org/10.1890/14-0235.1>
- Thode, H. G. (1991). Sulphur isotopes in nature and the environment: An overview. In H. R. Krouse & V. A. Grinenko (Eds.), *Stable isotopes in the assessment of natural and anthropogenic sulphur in the environment* (Vol. 44, pp. 1–26). John Wiley and Sons.
- Tomasovych, A., Albano, P., Fuksi, T., Gallmetzer, I., Haselmair, A., Kowalewski, M., Nawrot, R., Nerlovic, V., Scarponi, D., & Zuschin, M. (2020). Data from: Ecological regime shift preserved in the Anthropocene stratigraphic record. *Proceedings of the Royal Society B: Biological Sciences*, 287, 20200695. <https://doi.org/10.1098/rspb.2020.0695>
- Ulman, A., Zengin, M., Demirel, N., & Pauly, D. (2020). The lost fish of Turkey: A recent history of disappeared species and commercial fishery extinctions from the Turkish Marmara and Black Seas. *Frontiers in Marine Science*, 7, 650. <https://doi.org/10.3389/fmars.2020.00650>
- Walli, A., Teo, S. L. H., Boustany, A., Farwell, C. J., Williams, T., Dewar, H., Prince, E., & Block, B. A. (2009). Seasonal movements, aggregations and diving behavior of Atlantic bluefin tuna (*Thunnus*

- thynnus) revealed with archival tags. *PLoS One*, 4, e6151. <https://doi.org/10.1371/journal.pone.0006151>
- Wells, R. J. D., Rooker, J. R., Addis, P., Arrizabalaga, H., Baptista, M., Bearzi, G., Fraile, I., Lacoue-Labarthe, T., Meese, E. N., Megalofonou, P., Rosa, R., Sobrino, I., Sykes, A. V., & Villanueva, R. (2021). Regional patterns of $\delta^{13}\text{C}$ and $\delta^{15}\text{N}$ for European common cuttlefish (*Sepia officinalis*) throughout the Northeast Atlantic Ocean and Mediterranean Sea. *Royal Society Open Science*, 8, 210345. <https://doi.org/10.1098/rsos.210345>
- Wilson, S. G., & Block, B. A. (2009). Habitat use in Atlantic bluefin tuna *Thunnus thynnus* inferred from diving behavior. *Endangered Species Research*, 10, 355–367. <https://doi.org/10.3354/esr00240>
- Wood, S. (2012). *mgcv: Mixed GAM computation vehicle with GCV/AIC/REML smoothness estimation [Data Package]*. <https://researchportal.bath.ac.uk/en/publications/mgcv-mixed-gam-computation-vehicle-with-gcvaicreml-smoothness-est>
- Worm, B., & Tittensor, D. P. (2011). Range contraction in large pelagic predators. *Proceedings of the National Academy of Sciences of the United States of America*, 108, 11942–11947. <https://doi.org/10.1073/pnas.1102353108>
- Zaitsev, Y. U. P. (1992). Recent changes in the trophic structure of the Black Sea. *Fisheries Oceanography*, 1, 180–189. <https://doi.org/10.1111/j.1365-2419.1992.tb00036.x>
- Zuur, A. F., Ieno, E. N., Walker, N., Saveliev, A. A., & Smith, G. M. (2009). *Mixed effects models and extensions in ecology with R*. Springer.

SUPPORTING INFORMATION

Additional supporting information can be found online in the Supporting Information section at the end of this article.

How to cite this article: Andrews, A. J., Pampoulie, C., Di Natale, A., Addis, P., Bernal-Casasola, D., Aniceti, V., Carenti, G., Gómez-Fernández, V., Chosson, V., Ughi, A., Von Tersch, M., Fontanals-Coll, M., Cilli, E., Onar, V., Tinti, F., & Alexander, M. (2023). Exploitation shifted trophic ecology and habitat preferences of Mediterranean and Black Sea bluefin tuna over centuries. *Fish and Fisheries*, 24, 1067–1083. <https://doi.org/10.1111/faf.12785>