

Measurement of colour flow using jet-pull observables in $t\bar{t}$ events with the ATLAS experiment at $\sqrt{s} = 13$ TeV

ATLAS Collaboration*

CERN, 1211 Geneva 23, Switzerland

Received: 9 May 2018 / Accepted: 28 September 2018 / Published online: 22 October 2018
© CERN for the benefit of the ATLAS collaboration 2018

Abstract Previous studies have shown that weighted angular moments derived from jet constituents encode the colour connections between partons that seed the jets. This paper presents measurements of two such distributions, the jet-pull angle and jet-pull magnitude, both of which are derived from the jet-pull angular moment. The measurement is performed in $t\bar{t}$ events with one leptonically decaying W boson and one hadronically decaying W boson, using 36.1 fb^{-1} of pp collision data recorded by the ATLAS detector at $\sqrt{s} = 13$ TeV delivered by the Large Hadron Collider. The observables are measured for two dijet systems, corresponding to the colour-connected daughters of the W boson and the two b -jets from the top-quark decays, which are not expected to be colour connected. To allow the comparison of the measured distributions to colour model predictions, the measured distributions are unfolded to particle level, after correcting for experimental effects introduced by the detector. While good agreement can be found for some combinations of predictions and observables, none of the predictions describes the data well across all observables.

1 Introduction

In high-energy hadron collisions, such as those produced at the Large Hadron Collider (LHC) [1] at CERN, quarks and gluons are produced abundantly. However, due to the confining nature of quantum chromodynamics (QCD), the direct measurement of the interactions that occur between these particles is impossible and only colour-neutral hadrons can be measured. To a good approximation, the radiation pattern in QCD can be described through a colour-connection picture, which consists of colour strings connecting quarks and gluons of one colour to quarks and gluons of the corresponding anti-colour. Figure 1 illustrates the colour connections for the relevant elementary QCD vertices.

In the decay chain of a hard-scatter event, the colour charge “flows” from the initial state towards stable particles whilst following the rules illustrated in Fig. 1. As colour charge is conserved, connections exist between initial particles and the stable colour-neutral hadrons.

In practice, high-energy quarks and gluons are measured as jets, which are bunches of collimated hadrons that form in the evolution of the coloured initial particles. The colour connections between high-energy particles affect the structure of the emitted radiation and therefore also the structure of the resulting jets. For example, soft gluon radiation is suppressed in some regions of phase space compared to others. Specifically, due to colour coherence effects, QCD predicts an increase of radiation where a colour connection is present compared to a region of phase space where no such connection exists, see Ref. [2]. Smaller effects on the event topology and measured quantities are expected from colour reconnection in the hadronisation process.

Providing evidence for the existence of the connections between particles – the *colour flow* – is important for the validation of phenomenological descriptions. Using the energy-weighted distributions of particles within and between jets has been a long-standing tool for investigating colour flow, with early measurements at PETRA [3] and LEP [4,5]. Later, a precursor of the jet pull was studied using the abundant jet production at the Tevatron [6]. Recently, the colour flow was measured by ATLAS in $t\bar{t}$ events at the LHC at a centre-of-mass energy of $\sqrt{s} = 8$ TeV [7] using the jet-pull angle.

Figure 2 illustrates the production of a $t\bar{t}$ pair and its subsequent decay into a single-lepton final state as produced at the LHC with colour connections superimposed. In the hard-scatter event, four colour-charged final states can be identified: the two b -quarks produced directly by the decay of the top-quarks and the two quarks produced by the hadronically decaying W boson. As the W boson does not carry colour charge, its daughters must share a colour connection. The two b -quarks from the top-quark decays carry the colour charge of their respective top-quark parent, and are thus not expected to share a colour connection.

* e-mail: atlas.publications@cern.ch

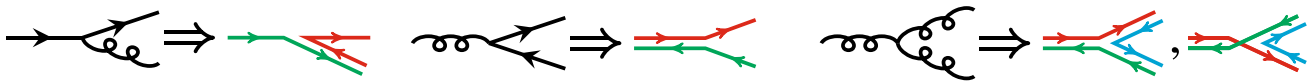


Fig. 1 QCD colour propagation rules for elementary quark–gluon vertices. Black lines denote Feynman-diagram style vertices, coloured lines show QCD colour connection lines

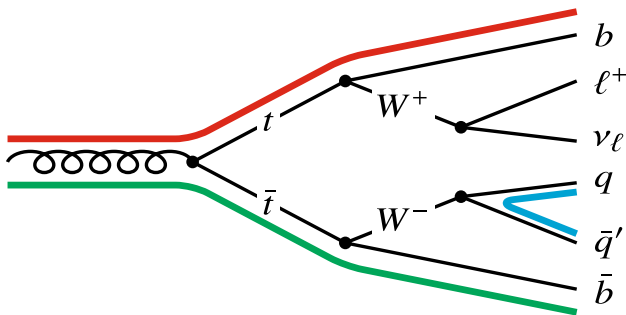


Fig. 2 Illustration of a semileptonic $t\bar{t}$ event with typical colour connections (thick coloured lines)

Despite the long-standing history of measurements of the potential effects of colour connections, they remain a poorly constrained effect of QCD and require further experimental input. Furthermore, it may be possible to use the extracted colour information to distinguish between event topologies with a different colour structure. In the case of jets, such colour information would complement the kinematic properties, and might enable the identification of otherwise irreducible backgrounds, or facilitate the correct assignment of jets to a particular physical process. For example, a colour-flow observable could be used to resolve the ambiguity in assigning b -jets to the Higgs boson decay in $t\bar{t}H(\rightarrow b\bar{b})$ events.

An observable predicted to encode colour information about a jet is the jet-pull vector \vec{P} [8], a p_T -weighted radial moment of the jet. For a given jet j with transverse momentum p_T^j , the observable is defined as

$$\vec{P}(j) = \sum_{i \in j} \frac{|\vec{\Delta r}_i| \cdot p_T^i}{p_T^j} \vec{\Delta r}_i, \tag{1}$$

where the summation runs over the constituents of j that have transverse momentum p_T^i and are located at $\vec{\Delta r}_i = (\Delta y_i, \Delta \phi_i)$, which is the offset of the constituent from the jet axis (y_j, ϕ_j) in rapidity–azimuth $(y-\phi)$ space.¹ Examples of

¹ ATLAS uses a right-handed coordinate system with its origin at the nominal interaction point (IP) in the centre of the detector and the z -axis along the beam pipe. The x -axis points from the IP to the centre of the LHC ring, and the y -axis points upward. Cylindrical coordinates (r, ϕ) are used in the transverse plane, ϕ being the azimuthal angle around the z -axis. The rapidity, which is used in the jet-pull vector calculation, is defined as $y = \frac{1}{2} \ln \frac{E+p_z}{E-p_z}$ using an object’s energy E

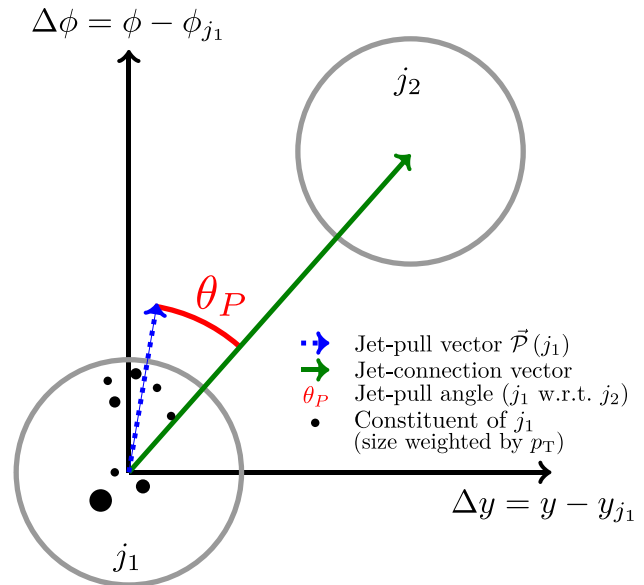


Fig. 3 Illustration of jet-pull observables for a dijet system. For a jet j_1 the jet-pull vector is calculated using an appropriate set of constituents (tracks, calorimeter energy clusters, simulated particles, ...). The variable of particular sensitivity to the colour structure of j_1 with respect to j_2 is the jet-pull angle θ_P which is the angle between the pull vector for j_1 and the vector connecting j_1 to another jet j_2 in localised $y-\phi$ space (the “jet connection vector”)

constituents that could be used in Eq. (1) include calorimeter energy clusters, inner-detector tracks, and simulated stable particles.

Given two jets, j_1 and j_2 , the jet-pull vector can be used to construct the jet-pull angle $\theta_P(j_1, j_2)$. This is defined as the angle between the jet-pull vector $\vec{P}(j_1)$ and the vector connecting j_1 to j_2 in rapidity–azimuth space, $(y_{j_2} - y_{j_1}, \phi_{j_2} - \phi_{j_1})$, which is called “jet connection vector”. Figure 3 illustrates the jet-pull vector and angle for an idealised dijet system. As the jet-pull angle is symmetric around zero and takes values ranging from $-\pi$ to π , it is convenient to consider the normalised absolute pull angle $|\theta_P|/\pi$ as the observable. The measurement presented here is performed using this normalisation.

(Footnote 1 continued)
and momentum p_z along the z -axis. A related quantity is the pseudorapidity, which is defined in terms of the polar angle θ as $\eta = -\ln \tan(\theta/2)$. Using these coordinates, the radial distance ΔR between two objects is thus defined as $\Delta R = \sqrt{(\Delta \eta)^2 + (\Delta \phi)^2}$ where $\Delta \eta$ and $\Delta \phi$ are the differences in pseudorapidity and azimuthal angle between the two objects, respectively.

The jet-pull angle is particularly suited for studying the colour structure of an object decaying to a dijet system, as the inputs into the calculation are well-defined theoretically and the observable is expected to be sensitive to the presence or absence of a colour connection. For two colour-connected jets, j_1 and j_2 , it is expected that $\vec{P}(j_1)$ and $\vec{P}(j_2)$ are aligned with the jet connection vector, i.e. $\theta_{\mathcal{P}} \sim 0$. For two jets without any particular colour connection, the jet-pull vector and the connection vector are not expected to be aligned and thus $\theta_{\mathcal{P}}$ is expected to be distributed uniformly.

In this paper, the normalised jet-pull angle is measured for two different systems of dijets in $t\bar{t}$ events using 36.1 fb^{-1} of pp collision data recorded by the ATLAS detector at $\sqrt{s} = 13 \text{ TeV}$. The first targets the jets originating from the hadronic decay of a W boson and thus from a colour singlet, while the second targets the two b -jets from the top decays, which are not expected to be colour connected. The magnitude of the jet-pull vector is also measured. The results are presented as normalised distributions corrected for detector effects.

In Sect. 2, the ATLAS detector is introduced. Section 3 discusses the data and simulation samples used by this analysis. The reconstruction procedures and event selection are presented in Sect. 4. In Sect. 5 the analysis observables are introduced and discussed in detail. Section 6 introduces the phase space of the particle-level measurement and the unfolding procedure used to correct the observed data for detector effects. In Sect. 7 the relevant uncertainties and the methodology used to assess them are discussed. Finally, Sect. 8 presents the results, followed by a conclusion in Sect. 9.

2 The ATLAS detector

The ATLAS detector [9] is a multi-purpose detector with a near 4π coverage in solid angle. It uses a system of tracking detectors, which enclose the interaction point, to provide highly resolved spatial measurements of charged particles in the range $|\eta| < 2.5$. These tracking detectors, collectively called the inner detector, are immersed in a 2 T magnetic field enabling reconstruction of the track momentum. During the Long Shutdown 1, a new innermost layer of the pixel detector was inserted into the detector, the insertable B-layer (IBL) [10, 11]. Two calorimeter subsystems enclose the inner detector allowing complementary calorimetric measurements of both the charged and neutral particles. Behind the calorimeters a system of muon chambers provides muon identification, triggering, and (additional) tracking. The muon system is immersed in a magnetic field provided by three toroid magnets. A more complete description of the ATLAS detector can be found elsewhere [9].

Data are selected for read-out and further processing by a two-stage trigger [12] that uses coarse detector information

in a hardware-based first stage followed by a software-based second trigger stage, which has access to the full detector granularity. This reduces the raw rate of 40 MHz from the LHC pp collisions to about 75 kHz after the first stage and 1 kHz after the second stage.

3 Data sample and simulation

The data used by this analysis were collected in 2015 and 2016 during pp runs provided by the LHC at a centre-of-mass energy of $\sqrt{s} = 13 \text{ TeV}$. Stable beams and fully operational subdetectors are required. After data quality requirements, the data correspond to an integrated luminosity of $\mathcal{L}_{\text{Int}} = 36.1 \text{ fb}^{-1}$.

Monte Carlo (MC) samples are used to evaluate the contribution of background processes to the selected event sample, evaluate how the detector response affects the analysis observables and for comparisons with the measured data. A variety of configurations are investigated for different purposes. Table 1 summarises the samples used by the analysis.

The $t\bar{t}$ sample in the first row of the table (the “nominal” sample) is used to evaluate how well the data agrees with MC simulation, predict the number of signal events, and obtain the nominal detector response description. This sample was generated using the POWHEG-BOX v2 [13–15] event generator with the NNPDF 3.0 parton distribution functions (PDF) [16]. The top-quark mass, m_t , was set to 172.5 GeV and the value of the h_{damp} parameter, which controls the p_T of the first emission beyond the Born configuration in POWHEG, was set to $1.5 m_t$. The main effect of h_{damp} is to regulate the high- p_T emission against which the $t\bar{t}$ system recoils. PYTHIA 8 [17] with the NNPDF 2.3 [18] PDF set and the A14 [19] tune² was used to simulate the parton shower, hadronisation and underlying event.

To evaluate the impact of systematic uncertainties coming from signal modelling on the measurements, a variety of alternative signal MC samples are used. These samples or tunes are marked with a † in Table 1. To assess the impact of increased or reduced radiation, samples were generated using the A14.v3c up and down tune variations. Additionally, in the A14.v3c up (down) variation sample the renormalisation and factorisation scales were scaled by a factor of 0.5 (2) relative to the nominal sample and the value of h_{damp} was set to $3m_t$ ($1.5m_t$) [32]. Similarly, to assess the impact of colour reconnection, two samples generated with the A14.v1 tune variations are used. These modify simulation parameters which configure the strong coupling

² The term *tune* refers to a specific setting of configurable parameters of the MC generator describing non-perturbative QCD effects. A tune variation can be used to assess the effect of the modelling of non-perturbative effects on an analysis.

Table 1 Monte Carlo samples used for this analysis. The first part of the table shows samples generated for the signal process, the second those for processes considered to be a background. Samples / tunes marked with † refer to alternative signal MC samples used to evaluate signal modelling uncertainties, those marked with * are used for comparison to the measurement result. The default $t\bar{t}$ -channel single-top MC sample is generated using the “diagram removal” scheme [31]. The following abbreviations are used: *ME* matrix element, *PS* parton shower, *LO* leading-order calculation in QCD, *NLO* next-to-leading-order calculation in QCD, *PDF* parton distribution function

Process	Generator	Type	Version	PDF	Tune ²
$t\bar{t}$	POWHEG-Box v2 [13–15]	NLO ME	r3026	NNPDF 3.0 [16]	–
	+PYTHIA 8 [17]	+LO PS	v8.186	NNPDF 2.3 [18]	A14/A14.v1†/A14.v3c† [19]
$t\bar{t}$ †	POWHEG-Box v2	NLO ME	r3026	NNPDF 3.0	–
	+HERWIG 7 [20]	+LO PS	v7.0.1.a	MMHT 2014 [21]	H7UE
$t\bar{t}$ †	MADGRAPH5_aMC@NLO [22]	NLO ME	v2.3.3.p1	NNPDF 3.0	–
	+PYTHIA 8	+LO PS	v8.112	NNPDF 2.3	A14
$t\bar{t}$ *	POWHEG-Box v2	NLO ME	r2819	CT10 [23]	–
	+PYTHIA 6 [24]	+LO PS	v6.428	CTEQ6L1 [25]	PERUGIA 2012 [26]
$t\bar{t}$ *	SHERPA [27–29]	LO/NLO multileg ME+PS	v2.2.1	NNPDF 3.0 NNLO	–
Single top	POWHEG-Box v1	NLO ME	r2819	CT10 (5FS)	–
(t -, s -, t W-channel)	+PYTHIA 6	+LO PS	v6.425	CTEQ6L1	PERUGIA 2012
W , W Z, ZZ	SHERPA	LO/NLO multileg ME+PS	v2.1.1	CT10	Default
W /Z + jets	SHERPA	LO/NLO multileg ME+PS	v2.2.1	NNPDF 3.0	Default
$t\bar{t}W$ /Z	MADGRAPH5_aMC@NLO	NLO ME	v2.3.3	NNPDF 3.0	–
	+PYTHIA 8 [30]	+LO PS	v8.210	NNPDF 2.3	A14
$t\bar{t}H$	MADGRAPH5_aMC@NLO	NLO ME	v2.2.3.p4	NNPDF 3.0	–
	+PYTHIA 8	+LO PS	v8.210	NNPDF 2.3	A14

of multi-parton interactions and the strength of the colour-reconnection mechanism [19]. Two alternative MC programs are used in order to estimate the impact of the choice of hard-scatter generator and hadronisation algorithm: for each of these samples one of the two components is replaced by an alternative choice. The alternative choices are MADGRAPH5_aMC@NLO (MG5_aMC) [22] for the hard-scatter generator and HERWIG 7 [20] for the hadronisation algorithm.

Two additional simulation set-ups are used to obtain $t\bar{t}$ predictions, both of which are marked with a \star in Table 1: one sample uses POWHEG-BOX v2, with h_{damp} set to the top-quark mass, interfaced to PYTHIA 6 for the hadronisation and parton shower, using the PERUGIA 2012 tune [26]. The second set-up uses the SHERPA [27–29] MC program with a parton shower tune developed by the SHERPA authors.

Signal MC simulation is normalised to a theoretical cross-section of 832_{-51}^{+46} pb, where the uncertainties reflect the effect of scale, PDF, and α_s variations as well as the top-quark mass uncertainty. This is calculated with the TOP++ 2.0 program [33] to next-to-next-to-leading order in perturbative QCD, including resummation of next-to-next-to-leading-logarithm soft-gluon terms, assuming a top-quark mass of 172.5 GeV [34–39]. Normalised signal MC simulation is only used to compare the observed data to the prediction.

Contributions from processes considered to be a background to the analysis are in most cases modelled using simulation samples. These samples are shown in the second part of Table 1. All background MC samples are normalised to their theoretical cross-sections evaluated to at least next-to-leading order (NLO) precision in QCD [40–47, 47, 48].

Multiple overlaid pp collisions, which are causing so called pile-up, were simulated with the soft QCD processes of PYTHIA 8.186 [17] using the A2 [49] tune and the MSTW2008LO PDF set [50]. A reweighting procedure was applied on an event-by-event basis to the simulation samples to reflect the distribution of the average number of pp interactions per event observed in data.

Events generated by the MC programs are further processed using the ATLAS detector and trigger simulation [51] which uses GEANT4 [52] to simulate the interactions between particles and the detector material. The samples used to evaluate the detector response and estimate the background contributions were processed using the full ATLAS simulation [51]. Alternative signal MC samples, which are used to evaluate signal modelling uncertainties, were processed using `Atlfast II` [53]. This detector simulation differs from the full ATLAS detector simulation by using a faster method to model energy depositions in the calorimeter, while leaving the simulation of the remainder of the detector unchanged. The results of this analysis are found to be consistent when using either full ATLAS simulation or `Atlfast II` simulation.

In order to evaluate the sensitivity of the analysis observables to colour flow and to be able to assess the colour-model dependence of the analysis methods, a dedicated MC sample with a simulated exotic colour-flow model is used; this is labelled as “(colour) flipped”. In this sample, the colour-singlet W boson in ordinary signal events is replaced *ad hoc* by a colour octet. To create this sample, hard-scatter signal events were generated using POWHEG-BOX v2 with the same settings as the nominal $t\bar{t}$ sample and stored in the LHE format [54]. The colour strings were then flipped in such a way that, among the decay products obtained from the hadronic decay of the W boson, one of them is connected to the incoming top quark while the other one is connected to the outgoing b -quark. PYTHIA 8 was then used to perform the showering and hadronisation in the modified hard-scatter event using the same procedure as in the nominal $t\bar{t}$ sample.

4 Event reconstruction and selection

In order to have a dataset that is enriched in events with a hadronically decaying W boson, and in which the resulting jets can be identified with reasonable accuracy, this analysis targets the $t\bar{t} \rightarrow b\bar{b}W(\rightarrow \ell\nu)W(\rightarrow q\bar{q}')$ final state, where ℓ refers to electrons and muons.³ Such a sample provides access to both a pair of colour-connected ($q\bar{q}'$) and non-connected ($b\bar{b}$) jets.

In the following, the definitions used for the object reconstruction, as well as the event selection used to obtain a signal-enriched sample in data, are discussed.

4.1 Detector-level objects

Primary vertices are constructed from all reconstructed tracks compatible with the interaction region given by LHC beam-spot characteristics [55]. The hard-scatter primary vertex is then selected as the vertex with the largest $\sum p_T^2$, where tracks entering the summation must satisfy $p_T > 0.4$ GeV.

Candidate electrons are reconstructed by matching tracks from the inner detector to energy deposits in the electromagnetic calorimeter. Electron identification (ID) relies on a likelihood classifier constructed from various detector inputs such as calorimeter shower shape or track quality [56–58]. The electron candidates must satisfy a “tight” ID criterion as defined in Ref. [58]. They must further satisfy $E_T > 25$ GeV and $|\eta| < 2.47$, with the region $1.37 \leq |\eta| \leq 1.52$ being excluded. This is the transition region between the barrel and endcap of the electromagnetic calorimeter, and as a result the energy resolution is significantly degraded within this region. Isolation requirements using calorimeter and track-

³ Electrons and muons produced via an intermediate τ -lepton decay are also accepted.

ing requirements are applied to reduce background from non-prompt and fake electrons [59]. The resulting isolation efficiency increases linearly with the electron p_T , starting at approximately 90% and reaching a plateau of 99% at approximately $p_T = 60$ GeV. Electrons are also required to have $|d_0^{\text{sig}}| < 5$ and $|z_0 \sin \theta| < 0.5$ mm, where $|d_0^{\text{sig}}| = |d_0|/\sigma_{d_0}$ is the significance of the transverse impact parameter relative to the beamline, and z_0 is the distance along the z -axis from the primary vertex to the point where the track is closest to the beamline.

Muon candidates are reconstructed by matching tracks in the muon spectrometer to inner-detector tracks. Muons must satisfy the “medium” ID criteria and the “gradient” isolation criteria as defined in Ref. [60]. The muon p_T is determined from a fit of all hits associated with the muon track, also taking into account the energy loss in the calorimeters. Furthermore, muons must satisfy $p_T > 25$ GeV and $|\eta| < 2.5$. Finally, muon tracks must have $|d_0^{\text{sig}}| < 3$ and $|z_0 \sin \theta| < 0.5$ mm.

Jets are reconstructed using the anti- k_r algorithm [61] with radius parameter $R = 0.4$ as implemented by the `FastJet` [62] package. The inputs to the jet algorithm consist of three-dimensional, massless, positive-energy topological clusters [63,64] constructed from energy deposited in the calorimeters. The jet four-momentum is calibrated using an η - and energy-dependent scheme with *in situ* corrections based on data [65,66]. The calibrated four-momentum is required to satisfy $p_T > 25$ GeV and $|\eta| < 2.5$. To reduce the number of jets originating from pile-up, an additional selection criterion based on a jet-vertex tagging technique [67] is applied to jets with $p_T < 60$ GeV and $|\eta| < 2.4$. A multivariate discriminant is used to identify jets containing b -hadrons, using track impact parameters, track invariant mass, track multiplicity and secondary-vertex information. The b -tagging algorithm [68,69] is used at a working point that is constructed to operate at an overall b -tagging efficiency of 70% in simulated $t\bar{t}$ events for jets with $p_T > 20$ GeV. The corresponding c -jet and light-jet rejection factors are 12 and 381 respectively, resulting in a purity of 97%.

Detector information may produce objects that satisfy both the jet and lepton criteria. In order to match the detector information to a unique physics object, an overlap removal procedure is applied: double-counting of electron energy deposits as jets is prevented by discarding the closest jet lying a distance $\Delta R < 0.2$ from a reconstructed electron. Subsequently, if an electron lies $\Delta R < 0.4$ from a jet, the electron is discarded in order to reduce the impact of non-prompt leptons. Furthermore, if a jet has fewer than three associated tracks and lies $\Delta R < 0.4$ from a muon, the jet is discarded. Conversely, any muon that lies $\Delta R < 0.4$ from a jet with at least three associated tracks is discarded.

The magnitude of the missing transverse momentum E_T^{miss} is calculated as the transverse component of the negative vector sum of the calibrated momentum of all objects in the event [70,71]. This sum includes contributions from soft, non-pile-up tracks not associated with any of the physics objects discussed above.

4.2 Event selection

Firstly, basic event-level quality criteria are applied, such as the presence of a primary vertex and the requirement of stable detector conditions. Then, events are selected by requiring that a single-electron or single-muon trigger has fired. The triggers are designed to select well-identified charged leptons with high p_T . They require a p_T of at least 20 (26) GeV for muons and 24 (26) GeV for electrons for the 2015 (2016) data set and also include requirements on the lepton quality and isolation. These triggers are complemented by triggers with higher p_T requirements but loosened isolation and identification requirements to ensure maximum efficiencies at higher lepton p_T .

The reconstructed lepton must satisfy $p_T > 27$ GeV and must match the trigger-level object that fired using a geometrical matching. No additional lepton with $p_T > 25$ GeV may be present. Furthermore, selected events must contain at least four jets. At least two of the jets in the event must be b -tagged. Finally, E_T^{miss} must exceed 20 GeV.

4.3 Background determination

After the event selection, a variety of potential background sources remain. Several sources that contain top quarks contribute to the background, with events that contain a single top quark being the dominant contribution. In addition, production of $t\bar{t} + X$ with X being either a W , Z , or Higgs boson is an irreducible background, which is, however, expected to be negligible. Events that contain either two electroweak bosons, or one electroweak boson in association with jets can be misidentified as signal. However, only the $W +$ jets component is expected to contribute significantly. Finally, multijet processes where either a semileptonic decay of a hadron is wrongly reconstructed as an isolated lepton or a jet is misidentified as a lepton enter the signal selection. This last category is collectively called the non-prompt (NP) and fake lepton background.

All backgrounds are modelled using MC simulation, with the exception of the NP and fake lepton background, which is estimated using the matrix method [72,73]. A sample enriched in NP and fake leptons is obtained by loosening the requirements on the standard lepton selections defined in Sect. 4.1. The efficiency of these “loose” leptons to satisfy the standard criteria is then measured separately for prompt

Table 2 Event yields after selection. The uncertainties include experimental uncertainties and the uncertainty in the data-driven non-prompt and fake lepton background. Theoretical cross-section uncertainties and uncertainties due to limited MC sample sizes are not included. Details of the uncertainties considered can be found in Sect. 7

Sample	Yield
$t\bar{t}$	$1026,000 \pm 95,000$
$t\bar{t}V$	3270 ± 250
$t\bar{t}H$	1700 ± 100
Single-top	$48,400 \pm 5500$
Diboson	1440 ± 220
W + jets	$27,700 \pm 4700$
Z + jets	8300 ± 1400
NP/Fake leptons	$53,000 \pm 30,000$
Total expected	$1170,000 \pm 100,000$
Observed	1,153,003

and NP or fake leptons. For both the electrons and muons the efficiency for a prompt loose lepton to satisfy the standard criteria is measured using a sample of Z boson decays. The efficiency for NP or fake loose electrons to satisfy the standard criteria is measured in events with low missing transverse momentum and the efficiency for NP or fake loose muons to pass the standard criteria is measured using muons with a high impact parameter significance. These efficiencies allow the number of NP and fake leptons selected in the signal region to be estimated.

The number of selected events is listed in Table 2. The estimated signal purity is approximately 88%, with the backgrounds from single top quarks and non-prompt and fake leptons being the largest impurities. In this analysis, the $t\bar{t}$ signal includes dilepton $t\bar{t}$ events in which one of the leptons is not identified. These events make up 9.8% of the total $t\bar{t}$ signal.

5 Observable definition and reconstruction

The jet-pull vector is calculated from inner-detector tracks created using an updated reconstruction algorithm [74] that makes use of the newly introduced IBL [10] as well as a neural-network-based clustering algorithm [75,76] to improve the pixel cluster position resolution and the efficiency of reconstructing tracks in jets. A measurement based on the calorimeter energy clusters of the jet is not considered in this analysis as it suffers from a significantly degraded spatial resolution, as was shown in Ref. [7].

To ensure good quality, reconstructed tracks must satisfy $|\eta| < 2.5$ and $p_T > 0.5$ GeV, and further quality cuts are applied to ensure that they originate from and are assigned

to the primary vertex [76].⁴ This suppresses contributions from pile-up and tracks with a poor quality fit that are reconstructed from more than one charged particle. Matching of tracks to jets is performed using a technique called ghost association [77], in which inner-detector tracks are included in the jet clustering procedure after having scaled their four-momenta to have infinitesimal magnitude. As a result, the tracks have no effect on the jet clustering result whilst being matched to the jet that most naturally encloses them according to the jet algorithm used. After the matching procedure, the original track four-momenta are restored. The jets used in calculating each observable are required to satisfy $|\eta| < 2.1$ so that all associated tracks are within the coverage of the inner detector. Furthermore, at least two tracks must contribute to the pull-vector calculation.

The jet axis used to calculate the constituent offsets, $\vec{\Delta}r_i$, in Eq. (1) is calculated using the ghost-associated tracks, with their original four-momenta, rather than using the jet axis calculated from the calorimeter energy clusters that form the jet. This ensures proper correspondence between the pull vector and the constituents entering its calculation. For consistency, the total jet p_T in Eq. (1) is also taken from the four-momentum of the recalculated jet axis.

The analysis presented in this paper measures the colour flow for two cases:

1. The signal colour flow is extracted from an explicitly colour-connected dijet system.
2. The spurious colour flow is obtained from a jet pair for which no specific colour connection is expected.

The study of the signal colour flow is performed using the candidate daughters of the hadronically decaying W boson from the top-quark decay. In practice, the two leading (highest- p_T) jets that have not been b -tagged are selected as W boson daughter candidates. A dedicated study using simulated $t\bar{t}$ events has shown that this procedure achieves correct matching of both jets in about 30% of all events, with roughly 50% of all cases having a correct match to one of the two jets. This reduces the sensitivity of this analysis to different colour model predictions compared with the ideal case of perfect identification of the W boson daughter jets. Nevertheless, the procedure is still sufficient to distinguish between the colour models considered in this analysis.

The two jets assigned to the hadronically decaying W boson are labelled as j_1^W and j_2^W , with the indices referring to their p_T ordering. This allows the calculation of two jet-pull angles: $\theta_{\mathcal{P}}(j_1^W, j_2^W)$ and $\theta_{\mathcal{P}}(j_2^W, j_1^W)$, which are labelled as “forward pull angle” and “backward pull angle”,

⁴ Similar to the quality requirements used for the electron and muon reconstruction, cuts are applied such that the tracks satisfy $|d_0| < 2$ mm and $|z_0 \cdot \sin \theta| < 3$ mm.

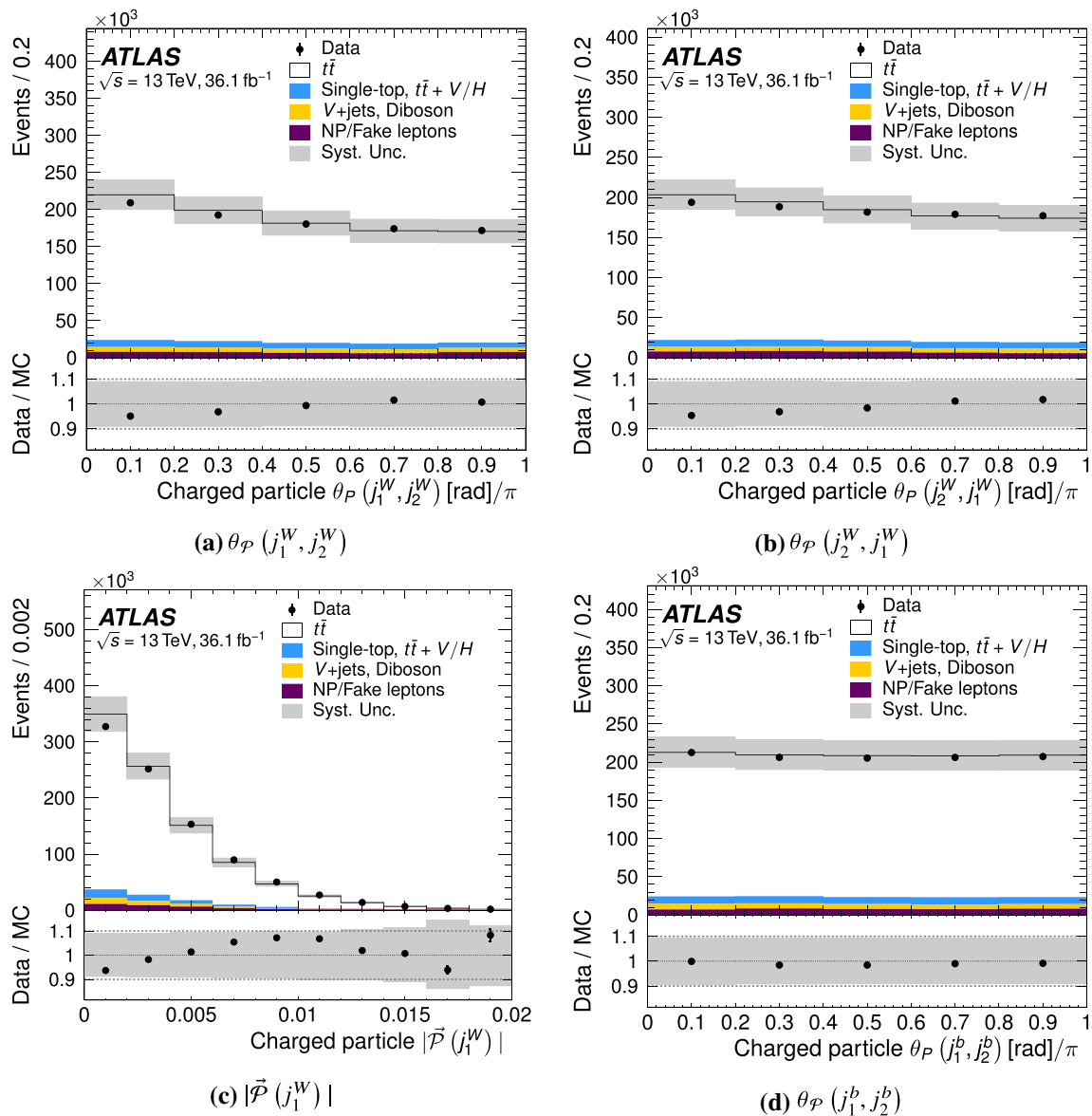


Fig. 4 Detector-level distributions for the four considered observables: the **a** forward and **b** backward pull angle for the hadronically decaying W boson daughters, **c** the magnitude of the leading W daughter's jet-pull vector, and **d** the forward di- b -jet-pull angle. Uncertainty bands

shown include the experimental uncertainties and the uncertainty in the data-driven non-prompt and fake lepton background. Details of the uncertainties considered can be found in Sect. 7

respectively. Although the two observables probe the same colour structure, in practice the two values obtained for a single event have a linear correlation of less than 1% and can be used for two practically independent measurements. Figure 4a, b compare the distributions observed for these two pull angles to those predicted by simulation at detector level.

In addition, the magnitude of the jet-pull vector is calculated for the jet with larger transverse momentum: $|\vec{P}(j_1^W)|$. A comparison of the observed and predicted distributions for this observable can be found in Fig. 4(c), which shows

a steeply falling distribution largely contained in the region below 0.005.

In $t\bar{t}$ events an obvious candidate for measuring spurious colour flow is the structure observed between the two leading b -tagged jets, as the partons that initiate the b -jets are not expected to have any specific colour connection. For a typical signal event, their colour charge can be traced to the gluon that splits into the $t\bar{t}$ pair. This coloured initial state ensures that the two b -quarks are not expected to be colour connected. Therefore, the forward di- b -jet-pull angle is calculated from

Table 3 Summary of the observables' definitions

Target colour flow	Signal colour flow (j_1 and j_2 are colour connected)	Spurious colour flow (j_1 and j_2 are not colour connected)
Jet assignment	j_1^W : leading p_T non- b -tagged jet j_2^W : 2nd leading p_T non- b -tagged jet	j_1^b : leading p_T b -tagged jet j_2^b : 2nd leading p_T b -tagged jet
Observables	$\theta_{\mathcal{P}}(j_1^W, j_2^W)$: “forward pull-angle” $\theta_{\mathcal{P}}(j_2^W, j_1^W)$: “backward pull-angle” $ \vec{\mathcal{P}}(j_1^W) $: “pull-vector magnitude”	$\theta_{\mathcal{P}}(j_1^b, j_2^b)$: “forward di- b -jet-pull angle”

the two leading b -tagged jets: $\theta_{\mathcal{P}}(j_1^b, j_2^b)$. According to the $t\bar{t}$ simulation, this choice achieves correct matching for both jets in about 80% of all events. Figure 4d shows a comparison of the distribution observed in data to that predicted by simulation for this observable. Consistent with the expectation, the distribution is flat, unlike in the case of the jet pairs from W boson decays.

Table 3 summarises the analysis observables and their definitions.

6 Unfolding

Particle-level objects are selected in simulated events using definitions analogous to those used at detector level, as discussed in the previous section. Particle-level objects are defined using particles with mean lifetime greater than 30 ps.

Electrons and muons must not originate from a hadron in the MC generator-level event record, either directly or through an intermediate τ -lepton decay. In effect, this means that the lepton originates from a real W or Z boson. To take into account final-state photon radiation, the lepton four-momentum is modified by adding to it all photons not originating from a hadron that are within a $\Delta R = 0.1$ cone around the lepton. Leptons are then required to satisfy $p_T > 25$ GeV and $|\eta| < 2.5$.

Particle-level jets are constructed by clustering all stable particles, excluding leptons not from hadron decays and their radiated photons, using the same clustering algorithm and configuration as is used for the detector-level jets. Particle-level jets are furthermore required to satisfy $p_T > 25$ GeV and $|\eta| < 2.5$. Classification of jets as having originated from a b -hadron is performed using ghost association [77] where the b -hadrons considered for the procedure must satisfy $p_T > 5$ GeV. This is equivalent to the method used for matching tracks to jets described in Sect. 5, except that it is applied during particle-level jet clustering and adds ghosts for unstable b -hadrons rather than inner-detector tracks. A particle-level jet is considered to be b -tagged if it contains at least one such b -hadron.

An overlap removal procedure is applied that rejects leptons that overlap geometrically with a jet at $\Delta R < 0.4$.

The magnitude of the missing transverse momentum E_T^{miss} at particle level is calculated as the transverse component of the four-momentum sum of all neutrinos in the event excluding those from hadron decays, either directly or through an intermediate τ -lepton decay.

At particle level, the event selection requires exactly one lepton with $p_T > 27$ GeV with no additional lepton, at least four jets of which at least two are b -tagged, as well as $E_T^{\text{miss}} > 20$ GeV.

At particle level, the input to the calculation of the jet-pull vector is the collection of jet constituents as defined by the clustering procedure described in Sect. 4.1. To reflect the fact that the detector-level observable's definition uses tracks, only charged particles are considered. Furthermore, a requirement of $p_T > 0.5$ GeV is imposed in line with the detector-level definition to reduce simulation-based extrapolation and associated uncertainties. Apart from the inputs to the jet-pull-vector calculation, the procedure applied at detector level is mirrored exactly at particle level.

The measured distributions are unfolded using the iterative Bayesian method [78] as implemented by the `ROOUNFOLD` framework [79]. This algorithm iteratively corrects the observed data to an unfolded particle-level distribution given a certain particle-level prior. Initially, this prior is taken to be the particle-level distribution obtained from simulation. However, it is updated after each iteration with the observed posterior distribution. Thus, the algorithm converges to an unfolded result driven by the observed distribution. The number of iterations used by the unfolding method is chosen such that the total uncertainty composed of the statistical uncertainty and the bias is minimised.

The measurement procedure consists essentially of two stages: first the background contributions are subtracted bin-by-bin from the observed data. Secondly, detector effects are unfolded from the signal distribution using a detector response model, the migration matrix, obtained from simulated $t\bar{t}$ events. As part of this second step, two correction factors are applied that correct for non-overlap of the fiducial phase space at detector- and particle-level. The corrections account for events that fall within the fiducial phase space of one level but not the other. The full procedure for an observable X can be summarised symbolically by the equation

$$\frac{d\sigma_{\text{Fid}}^t}{dX^t} = \frac{1}{\mathcal{L} \cdot \Delta X^t} \cdot \frac{1}{\epsilon^t} \sum_r \mathcal{M}_{r,t}^{-1} \cdot \epsilon_{\text{Fid}}^r \cdot (N_{\text{Obs}}^r - N_{\text{Bkg}}^r),$$

where t indicates the particle-level bin index, r the detector-level bin index, \mathcal{L} is the integrated luminosity of the data, $\mathcal{M}_{r,t}$ is the migration matrix and the inversion symbolises unfolding using the iterative Bayesian method, N_{Obs}^r is the number of observed events, N_{Bkg}^r the expected number of background events, and ϵ^t and ϵ_{Fid}^r are the phase-space correction factors. These last two parameters are defined as

$$\epsilon^t = \frac{N_{\text{PL}\wedge\text{RL}}}{N_{\text{PL}}} \quad \epsilon_{\text{Fid}}^r = \frac{N_{\text{PL}\wedge\text{RL}}}{N_{\text{RL}}}.$$

The number N_{PL} (N_{RL}) indicates the number of events fulfilling the fiducial requirements at particle level (selection requirements at detector level), $N_{\text{PL}\wedge\text{RL}}$ is the number of events that pass both sets of requirements at their respective level.

The response model and phase-space correction factors are obtained from $t\bar{t}$ simulation. The values of ϵ_{Fid}^r are reasonably independent of the variable for all variables considered, and are $\approx 70\%$. The values of ϵ^t are also reasonably independent of the variable for the three pull angles, while for the pull-vector magnitude, ϵ^t varies from $\approx 72\%$ at small values to $\approx 67\%$ at higher values.

Some of the background samples considered in this analysis potentially contain true signal colour flow, e.g. the single-top or $t\bar{t} + X$ contributions. However, as their overall contributions are very small, even extreme changes in their respective colour flow have a negligible effect. Therefore, all such contributions are ignored and the estimated backgrounds, with SM colour flow assumed, are subtracted from the data.

The binning chosen for the observables is determined by optimisation studies performed with simulated samples. A good binning choice should result in a mostly diagonal migration matrix with bin widths appropriate to the observed resolution. The optimisation therefore imposes a requirement of having at least 50% of events on-diagonal for each particle-level bin of the migration matrix. The resulting migration matrices typically have $> 55\%$ of events on-diagonal.

7 Treatment of uncertainties

Several systematic uncertainties affect the measurements discussed above. The different sources are grouped into four categories: experimental uncertainties, uncertainties related to the modelling of the signal process, uncertainties related to the modelling of the background predictions, and an uncertainty related to the unfolding procedure.

The changes that result from variations accounting for sources of systematic uncertainty are used to calculate

a covariance matrix for each source individually. This covariance matrix combines the changes from all measured observables simultaneously, and therefore also includes the cross-correlations between observables. The total covariance matrix is then calculated by summation over the covariances obtained from all sources of systematic uncertainty. The changes observed for a source of systematic uncertainty are symmetrised prior to calculating the covariance. For one-sided variations, the change is taken as a symmetric uncertainty. For two-sided variations, which variation is used to infer the sign is completely arbitrary, as long as it is done consistently. In this analysis, the sign – which is only relevant for the off-diagonal elements of the covariance matrix – is taken from the upward variation while the value is taken as the larger change. Furthermore, it is assumed that all uncertainties, including modelling uncertainties, are Gaussian-distributed.

7.1 Experimental uncertainties

Systematic uncertainties due to the modelling of the detector response and other experimental sources affect the signal reconstruction efficiency, the unfolding procedure, and the background estimate. Each source of experimental uncertainty is treated individually by repeating the full unfolding procedure using as input a detector response that has been varied appropriately. The unfolding result is then compared to the nominal result and the difference is taken as the systematic uncertainty. Through this procedure the measured data enter the calculation for each source of experimental uncertainty.

Uncertainties due to lepton identification, isolation, reconstruction, and trigger requirements are evaluated by varying the scale factors applied in the simulation to efficiencies and kinematic calibrations within their uncertainties. The scale factors and an estimate of their uncertainty were derived from data in control regions enriched in $Z \rightarrow \ell\ell$, $W \rightarrow \ell\nu$, or J/ψ events [60, 80–82].

The uncertainties due to the jet energy scale (JES) and resolution (JER) are derived using a combination of simulation, test-beam data, and *in situ* measurements [65, 83–86]. In addition, contributions from η -intercalibration, single-particle response, pile-up, jet flavour composition, punch-through, and varying calorimeter response to different jet flavours are taken into account. This results in a scheme with variations for 20 systematic uncertainty contributions to the JES.

Efficiencies related to the performance of the b -tagging procedure are corrected in simulation to account for differences between data and simulation. The corresponding scale factors are extracted from simulated $t\bar{t}$ events. This is done separately for b -jets, c -jets, and light jets, thereby accounting for mis-tags. Uncertainties related to this procedure are

propagated by varying the scale factors within their uncertainty [68, 87, 88].

The uncertainties on the E_T^{miss} due to systematic shifts in the corrections for leptons and jets are accounted for in a fully correlated way in their evaluation for those physics objects. Uncertainties due to track-based terms in the E_T^{miss} calculation, i.e. those that are not associated with any other reconstructed object, are treated separately [89].

All uncertainties associated with the reconstructed tracks directly enter the observable calculation as defined in Eq. (1). Uncertainties are either expressed as a change in the tracking efficiency or smearing of the track momentum [74, 76]. This also includes effects due to fake tracks and lost tracks in the core of jets. Corrections and scale factors were extracted using simulated data as well as experimental data obtained from minimum-bias, dijet, and $Z \rightarrow \mu\mu$ selections. The systematic shifts applied as part of this procedure are in most cases parameterised as functions of the track p_T and η , see Ref. [74].

The uncertainty in the combined 2015 and 2016 integrated luminosity is 2.1%, which is derived following a method similar to that detailed in Ref. [90], from a calibration of the luminosity scale using x - y beam-separation scans performed in August 2015 and May 2016. This uncertainty affects the scaling of the background prediction that is subtracted from the observed data. The uncertainty related to the pile-up reweighting is evaluated by varying the scale factors by their uncertainty based on the reweighting of the average number of interactions per pp collision.

The data's statistical uncertainty and bin-to-bin correlations are evaluated using the bootstrap method [91]. Bootstrap replicas of the measured data are propagated through the unfolding procedure and their variance is used to assess the statistical uncertainty. These replicas can also be used to calculate the statistical component of the covariance of the measurement as well as the statistical bin-by-bin correlations of the pre- or post-unfolding distributions.

7.2 Signal modelling uncertainties

The following systematic uncertainties related to the modelling of the $t\bar{t}$ system are considered: the choice of matrix-element generator, the choice of PDF, the hadronisation model, the amount of initial- and final-state radiation (ISR/FSR), and the amount and strength of colour reconnection (CR).

Signal modelling uncertainties are evaluated individually using different signal MC samples. Detector-level distributions from the alternative signal MC sample are unfolded using the nominal response model. The unfolding result is then compared to the particle-level prediction of the alternative MC sample and the difference is used as the uncertainty. Table 1 lists the alternative signal MC samples used for

assessing the generator, hadronisation, ISR/FSR systematic uncertainties (A14.v3c tune variations), and CR (A14.v1 tune variations) systematic uncertainties.

The uncertainty arising from the choice of PDF is evaluated by creating reweighted pseudo-samples, in which the weight variations for the PDF sets are according to the PDF4LHC [92] prescription. The unfolding results obtained for the pseudo-samples are then combined in accordance with the PDF4LHC procedure to obtain a single systematic shift.

7.3 Background modelling uncertainties

Systematic uncertainties related to the background modelling affect the number of background events subtracted from data prior to the unfolding.

The normalisation of the background contributions obtained from MC simulation is varied within the uncertainties obtained from the corresponding cross-section calculation. For the single-top background, the normalisation uncertainty ranges from 3.6 to 5.3% [41–43], and for the $t\bar{t}Z$ and $t\bar{t}W$ backgrounds it is 12% and 13%, respectively [46, 47]. In the case of the W/Z + jets backgrounds, the uncertainties include a contribution from the overall cross-section normalisation (4%), as well as an additional 24% uncertainty added in quadrature for each jet [93, 94]. For the diboson background, the normalisation uncertainty is 6% [95]. The uncertainty of the normalisation for the $t\bar{t}H$ background is chosen to be 100%.

The uncertainty arising from the modelling of the non-prompt and fake lepton background is assessed by varying the normalisation by 50%, as well as by changing the efficiency parameterisation used by the matrix method [72, 73] to obtain a shape uncertainty. These uncertainties were found to cover adequately any disagreement between data and prediction in various background-dominated control regions.

The uncertainty due to the level of radiation in the single-top background is evaluated using two alternative simulation samples with varied levels of radiation. These two samples were generated using the same approach that was used to produce the radiation variation samples of the nominal $t\bar{t}$ process. At NLO QCD the tW -channel single-top process, which contributes around 70% of the total single-top background in this analysis, and the $t\bar{t}$ process can share the same final state and therefore interfere. The uncertainty due to this higher-order overlap between the $t\bar{t}$ and tW processes is evaluated by assessing the impact of replacing the nominal tW MC sample, which accounts for overlap using the “diagram removal” scheme, with an alternative tW MC sample that accounts for the overlap using the “diagram subtraction” scheme [31].

A tW colour-model uncertainty is considered, which is motivated by the overlap between the $t\bar{t}$ and tW processes. This overlap implies that the colour flow in tW is of the same

Table 4 Statistical and systematic uncertainties affecting the measurement of $\theta_{\mathcal{P}}(j_1^W, j_2^W)$. The category “Other” summarises various smaller uncertainty components. Uncertainties are ordered by the mean value of the uncertainty across all bins and are expressed in percent of the measured value

	$\Delta\theta_{\mathcal{P}}(j_1^W, j_2^W)$ [%]	$\theta_{\mathcal{P}}(j_1^W, j_2^W)$			
		0.0–0.21	0.21–0.48	0.48–0.78	0.78–1.0
Hadronisation	0.55	0.13	0.24	0.14	
Generator	0.32	0.25	0.50	0.01	
<i>b</i> -tagging	0.35	0.13	0.20	0.31	
Background model	0.30	0.16	0.16	0.27	
Colour reconnection	0.22	0.16	0.16	0.18	
JER	0.11	0.12	0.23	0.02	
Pile-up	0.19	0.16	0.00	0.01	
Non-closure	0.14	0.07	0.07	0.18	
JES	0.12	0.06	0.14	0.06	
ISR / FSR	0.15	0.02	0.12	0.02	
Tracks	0.05	0.04	0.03	0.06	
Other	0.02	0.01	0.01	0.02	
Syst.	0.88	0.44	0.71	0.51	
Stat.	0.23	0.19	0.19	0.25	
Total	0.91	0.48	0.73	0.57	

type as the signal colour flow in the $t\bar{t}$ process. However, the tW colour flow is estimated from simulation and subtracted from data prior to unfolding. Hence, mismodelling of the tW colour flow would affect the unfolding result. An uncertainty is constructed by reweighting the combination of $t\bar{t}$ and tW to have the same shape as data. For evaluation of the systematic uncertainty, the reweighted tW is then considered for the background subtraction and unfolding is repeated.

7.4 Unfolding procedure systematic uncertainty

The uncertainty arising from the unfolding procedure, also called the non-closure uncertainty, is assessed using a data-driven approach. For each measured distribution, simulated particle-level events are reweighted using a linear weight function such that the corresponding detector-level distributions are in better agreement with the data. The weights are propagated to the corresponding detector-level events and the resulting reweighted distributions are unfolded using the nominal detector-response model. Deviations of these unfolded distributions from the reweighted particle-level distributions are then assigned as the non-closure uncertainty.

A summary of the uncertainties affecting $\theta_{\mathcal{P}}(j_1^W, j_2^W)$ is shown in Table 4. The total uncertainty is dominated by systematic uncertainties, with those accounting for $t\bar{t}$ modelling being dominant in most bins. Uncertainties that directly affect the inputs to the pull-vector calculation, such as the JES, JER and track uncertainties are generally sub-dominant.

The systematic uncertainties in Table 4 are much smaller than those shown in Table 2 and Fig. 4. This is because Table 4 gives the uncertainties appropriate for a comparison between normalised distributions in which overall scale uncertainties

play no role. As a result, many of the experimental uncertainties, which have little to no impact on the shape of the measured distributions, also have a reduced effect on the measurement. For example, the uncertainties due to *b*-tagging reduce from around 7.5% to less than 0.5%.

8 Results

Figure 5 compares the normalised unfolded data to several Standard Model (SM) predictions, summarised in Table 1, for all four observables. Three SM predictions use POWHEG to generate the hard-scatter events and then differ for the subsequent hadronisation, namely PYTHIA 6, PYTHIA 8, and HERWIG 7. A main difference between these predictions is that the PYTHIA family uses the colour string model [96] while HERWIG uses the cluster model [20] for hadronisation. One SM prediction uses MG5_aMC to produce the hard-scatter event, the hadronisation is then performed using PYTHIA 8. Finally, one SM prediction is obtained from events generated with SHERPA.

Figure 6 compares the normalised unfolded data to the SM prediction as well as a prediction obtained from the exotic model with flipped colour flow described in Sect. 3. Both predictions are obtained from MC samples generated with POWHEG + PYTHIA 8. The data agree better with the SM prediction than the colour-flipped sample.

The uncertainty bands on the unfolding results shown in Fig. 6 include an additional “colour model uncertainty”. This uncertainty is obtained using the same procedure that is used for the signal modelling uncertainties, using the sample with

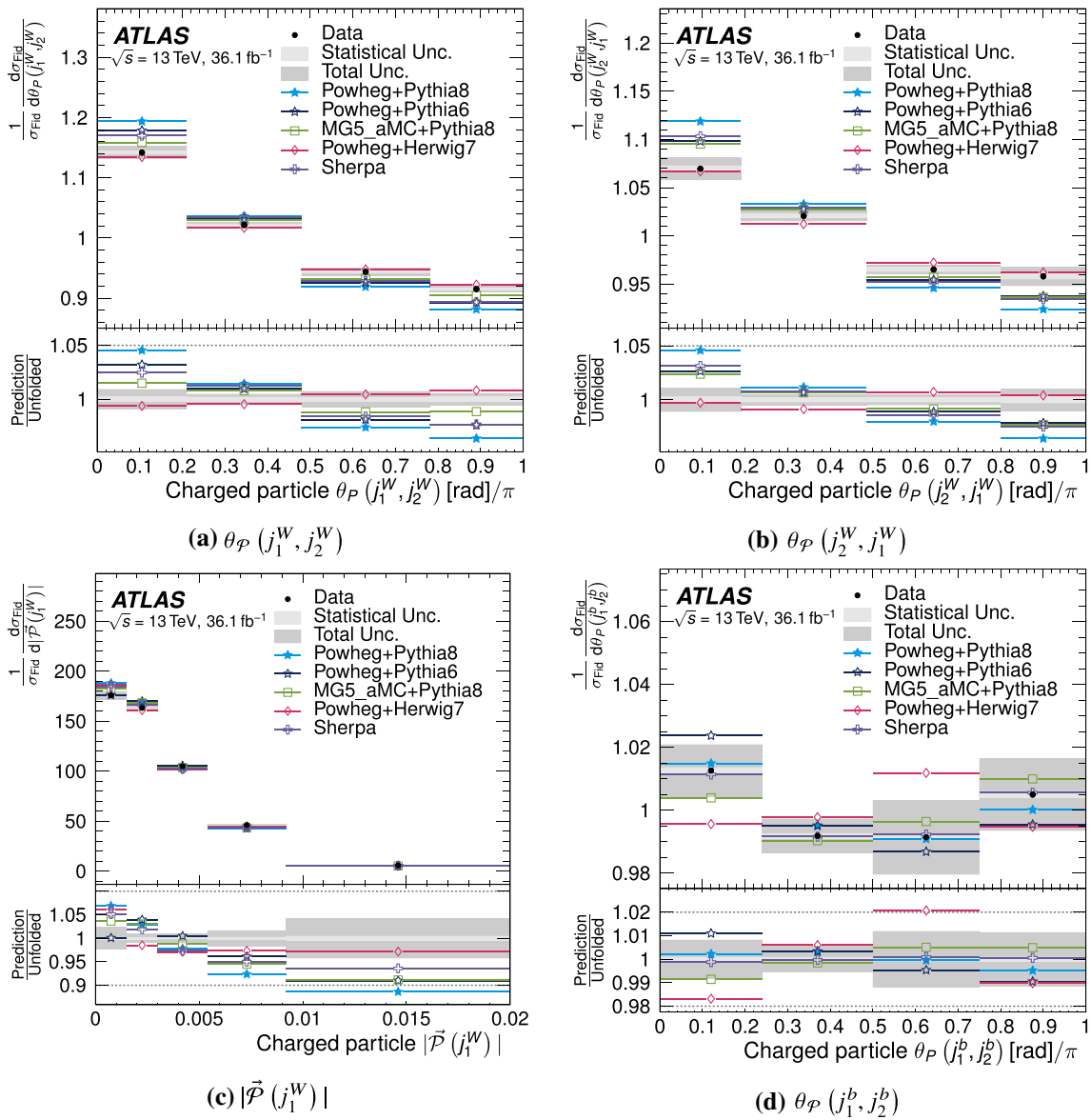


Fig. 5 Normalised fiducial differential cross-sections as a function of the **a** forward and **b** backward pull angle for the hadronically decaying W boson daughters, **c** the magnitude of the leading W daughter’s jet-pull

vector, and **d** the forward di- b -jet-pull angle. The data are compared to various SM predictions. The statistical uncertainties in the predictions are smaller than the marker size

exotic colour flow as the alternative $t\bar{t}$ MC sample. It has a similar size to the dominant signal-modelling uncertainties.

A goodness-of-fit procedure is employed in order to quantify the level of agreement between the measured distributions and those predicted by the MC generators. A χ^2 test statistic is calculated for each pairing of an observable and the theoretical prediction individually, using the full covariance matrix of the experimental uncertainties, but excluding any uncertainties in the theoretical predictions. Given the unfolded data D , the model prediction M , and the covariance Σ , the χ^2 is given by

$$\chi^2 = (D^T - M^T) \cdot \Sigma^{-1} \cdot (D - M).$$

Subsequently, p -values can be calculated from the χ^2 and number of degrees of freedom (NDF), and these are the probability to obtain a χ^2 value greater than or equal to the observed value.

The fact that the analysis measures normalised distributions removes one degree of freedom from the χ^2 calculation. Consequently, one of the N elements of D and M is dropped and the covariance is reduced from dimensionality $N \times N$ to $(N - 1) \times (N - 1)$ by discarding one column and row. The χ^2

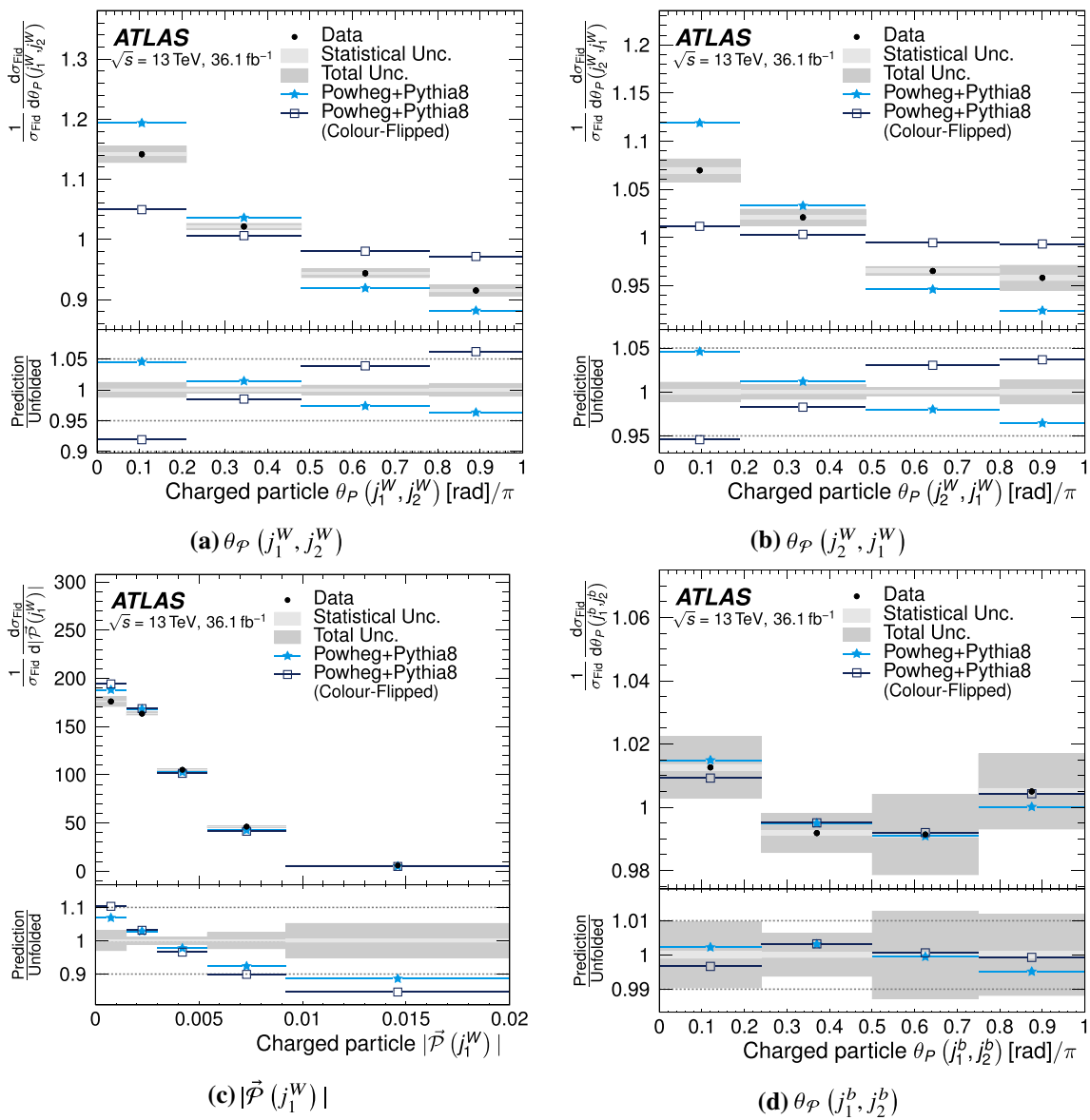


Fig. 6 Normalised fiducial differential cross-sections as a function of the **a** forward and **b** backward pull angle for the hadronically decaying W boson daughters, **c** the magnitude of the leading W daughter’s jet-pull vector, and **d** the forward di- b -jet-pull angle. The data are compared to a SM prediction produced with POWHEG + PYTHIA 8 as well as the model with exotic colour flow also created with POWHEG + PYTHIA 8.

The uncertainty bands presented in these plots combine the baseline set of systematic uncertainties with effects due to considering the exotic colour-flipped model as a source of signal modelling uncertainty. The statistical uncertainties in the predictions are smaller than the marker size

value does not depend on the choice of discarded elements. Table 5 lists the resulting χ^2 values and derived p -values.

For the signal jet-pull angles $\theta_P(j_1^W, j_2^W)$ and $\theta_P(j_2^W, j_1^W)$, the predictions obtained from POWHEG + HERWIG 7 agree best with the observed data. A general trend is that simulation predicts a steeper distribution, i.e. a stronger colour-flow effect. The magnitude of the jet-pull vector is poorly modelled in general, with the prediction obtained from POWHEG + HERWIG 7 agreeing best with data. As with the

signal jet-pull angles, the disagreement shows a similar trend for the different MC predictions: data favours larger values of the jet-pull vector’s magnitude. Predictions from POWHEG + PYTHIA 6 are in significantly better agreement with the data than those obtained from POWHEG + PYTHIA 8 for the signal jet-pull angles and jet-pull vector’s magnitude.

The signal jet-pull angles and the jet-pull vector’s magnitude can be used to distinguish the case of colour flow like that in the SM from the exotic flipped colour-flow scenario

Table 5 The χ^2 and resulting p values for the measured normalised cross-sections obtained by comparing the different predictions to the unfolded data. When comparing the data with the prediction for the exotic flipped colour-flow model, the model itself is considered as an

additional source of signal modelling uncertainty and thus added to the covariance matrix. Calculations that include this additional systematic uncertainty are marked with \star

Sample	$\theta_{\mathcal{P}}(j_1^W, j_2^W)$		$\theta_{\mathcal{P}}(j_2^W, j_1^W)$		$\theta_{\mathcal{P}}(j_1^b, j_2^b)$		$ \vec{P}(j_1^W) $	
	χ^2/NDF	p -value	χ^2/NDF	p value	χ^2/NDF	p -value	χ^2/NDF	p value
Powheg + Pythia8	50.9/3	< 0.001	25.1/3	< 0.001	0.7/3	0.867	24.8/4	< 0.001
Powheg + Pythia6	23.2/3	< 0.001	8.2/3	0.042	4.2/3	0.240	21.1/4	< 0.001
MG5_aMC + Pythia8	6.8/3	0.077	6.7/3	0.082	2.0/3	0.563	17.6/4	0.001
Powheg + Herwig7	2.7/3	0.446	3.4/3	0.328	4.8/3	0.190	11.3/4	0.023
Sherpa	22.0/3	< 0.001	11.9/3	0.008	0.0/3	0.998	14.1/4	0.007
Powheg + Pythia8 \star	17.1/3	< 0.001	25.0/3	< 0.001	0.3/3	0.958	11.1/4	0.026
Flipped Powheg + Pythia8 \star	45.3/3	< 0.001	45.9/3	< 0.001	2.6/3	0.457	17.2/4	0.002

constructed in Sect. 3. The data favour the SM prediction over the colour-flipped prediction.

The forward di- b -jet-pull angle is modelled relatively well by most predictions. In particular the distribution obtained from SHERPA agrees extremely well with the measurement. POWHEG + HERWIG 7, which otherwise shows relatively good agreement with data for the other three observables, agrees least well of the tested predictions. Indeed, it is the only prediction that is consistently outside of the estimated uncertainty bands. As expected, the forward di- b -jet-pull angle $\theta_{\mathcal{P}}(j_1^b, j_2^b)$ does not show the sloped distribution that the signal jet-pull angles $\theta_{\mathcal{P}}(j_1^W, j_2^W)$ and $\theta_{\mathcal{P}}(j_2^W, j_1^W)$ follow.

9 Conclusion

A measurement of four observables sensitive to the colour flow in $t\bar{t}$ events is presented, using 36.1 fb^{-1} of $\sqrt{s} = 13\text{ TeV}$ pp collision data recorded by the ATLAS detector at the LHC. The four observables are the forward and backward jet-pull angles for the W boson daughters, the magnitude of the jet-pull vector of the leading W boson daughter, and the jet-pull angle between the b -tagged jets. The measured distributions are compared to several theoretical predictions obtained from MC simulation.

The default SM prediction, POWHEG + PYTHIA 8, agrees poorly with the data. However, alternative SM predictions exhibit much better agreement. In particular, the prediction obtained by POWHEG + HERWIG 7 provides a rather good description of the data. Predictions from POWHEG + PYTHIA 6 are in significantly better agreement with the data than those obtained from POWHEG + PYTHIA 8.

In addition, a model with exotic colour flow is compared to the data. In the observables sensitive to the exotic colour flow, data favours the SM case over the exotic model.

Acknowledgements We thank CERN for the very successful operation of the LHC, as well as the support staff from our institutions without whom ATLAS could not be operated efficiently. We acknowledge the support of ANPCyT, Argentina; YerPhI, Armenia; ARC, Australia; BMWF and FWF, Austria; ANAS, Azerbaijan; SSTC, Belarus; CNPq and FAPESP, Brazil; NSERC, NRC and CFI, Canada; CERN; CONICYT, Chile; CAS, MOST and NSFC, China; COLCIENCIAS, Colombia; MSMT CR, MPO CR and VSC CR, Czech Republic; DNRF and DNSRC, Denmark; IN2P3-CNRS, CEA-DRF/IRFU, France; SRNSFG, Georgia; BMBF, HGF, and MPG, Germany; GSRT, Greece; RGC, Hong Kong SAR, China; ISF, I-CORE and Benoziyo Center, Israel; INFN, Italy; MEXT and JSPS, Japan; CNRST, Morocco; NWO, Netherlands; RCN, Norway; MNIW and NCN, Poland; FCT, Portugal; MNE/IFA, Romania; MES of Russia and NRC KI, Russian Federation; JINR; MESTD, Serbia; MSSR, Slovakia; ARRS and MIZŠ, Slovenia; DST/NRF, South Africa; MINECO, Spain; SRC and Wallenberg Foundation, Sweden; SERI, SNSF and Cantons of Bern and Geneva, Switzerland; MOST, Taiwan; TAEK, Turkey; STFC, United Kingdom; DOE and NSF, United States of America. In addition, individual groups and members have received support from BCKDF, the Canada Council, CANARIE, CRC, Compute Canada, FQRNT, and the Ontario Innovation Trust, Canada; EPLANET, ERC, ERDF, FP7, Horizon 2020 and Marie Skłodowska-Curie Actions, European Union; Investissements d'Avenir Labex and Idex, ANR, Région Auvergne and Fondation Partager le Savoir, France; DFG and AvH Foundation, Germany; Herakleitos, Thales and Aristeia programmes co-financed by EU-ESF and the Greek NSRF; BSF, GIF and Minerva, Israel; BRF, Norway; CERCA Programme Generalitat de Catalunya, Generalitat Valenciana, Spain; the Royal Society and Leverhulme Trust, United Kingdom. The crucial computing support from all WLCG partners is acknowledged gratefully, in particular from CERN, the ATLAS Tier-1 facilities at TRIUMF (Canada), NDGF (Denmark, Norway, Sweden), CC-IN2P3 (France), KIT/GridKA (Germany), INFN-CNAF (Italy), NL-T1 (Netherlands), PIC (Spain), ASGC (Taiwan), RAL (UK) and BNL (USA), the Tier-2 facilities worldwide and large non-WLCG resource providers. Major contributors of computing resources are listed in Ref. [97].

Open Access This article is distributed under the terms of the Creative Commons Attribution 4.0 International License (<http://creativecommons.org/licenses/by/4.0/>), which permits unrestricted use, distribution, and reproduction in any medium, provided you give appropriate credit to the original author(s) and the source, provide a link to the Creative Commons license, and indicate if changes were made. Funded by SCOAP³.

References

1. L. Evans, P. Bryant, L.H.C. Machine, JINST **3**, S08001 (2008)
2. R.K. Ellis, W.J. Stirling, B. R. Webber. QCD and Collider Physics. Cambridge monographs on particle physics, nuclear physics, and cosmology. Cambridge University Press, Cambridge, (2003)
3. J.A.D.E. Collaboration, Particle Distribution in Three Jet Events Produced by e^+e^- Annihilation. Z. Phys. C **21**, 37 (1983)
4. L3 Collaboration. Search for color reconnection effects in $e^+e^- \rightarrow W^+W^- \rightarrow$ hadrons through particle flow studies at LEP. Phys. Lett. B **561**, 202–212, (2003). [arXiv:hep-ex/0303042](#) [hep-ex]
5. DELPHI Collaboration. Investigation of colour reconnection in WW events with the DELPHI detector at LEP-2. Eur. Phys. J. C **51**, 249–269, (2007). [arXiv:0704.0597](#) [hep-ex]
6. D0 Collaboration. Evidence of color coherence effects in W + jets events from $p\bar{p}$ collisions at $\sqrt{s} = 1.8$ TeV. Phys. Lett. B **464**, 145–155, (1999). [arXiv:hep-ex/9908017](#) [hep-ex]
7. ATLAS Collaboration. Measurement of colour flow with the jet pull angle in $t\bar{t}$ events using the ATLAS detector at $\sqrt{s} = 8$ TeV. Phys. Lett. B **750**, 475, (2015). [arXiv:1506.05629](#) [hep-ex]
8. J. Gallicchio, M.D. Schwartz, Seeing in Color: Jet Superstructure. Phys. Rev. Lett. **105**, 022001 (2010). [arXiv:1001.5027](#) [hep-ph]
9. ATLAS Collaboration. The ATLAS Experiment at the CERN Large Hadron Collider. JINST **3**, S08003, (2008)
10. ATLAS Collaboration. ATLAS Insertable B-Layer Technical Design Report. (CERN-LHCC-2010-013. ATLAS-TDR-19), 9 (2010)
11. ATLAS Collaboration. ATLAS Insertable B-Layer Technical Design Report Addendum. (CERN-LHCC-2012-009. ATLAS-TDR-19-ADD-1), 5 (2012). Addendum to CERN-LHCC-2010-013, ATLAS-TDR-019
12. ATLAS Collaboration. Performance of the ATLAS Trigger System in, Eur. Phys. J. C **77**(317), 2017 (2015). [arXiv:1611.09661](#) [hep-ex]
13. P. Nason. A New method for combining NLO QCD with shower Monte Carlo algorithms. JHEP **11**, 040, (2004). [arXiv:hep-ph/0409146](#) [hep-ph]
14. S. Frixione, P. Nason, C. Oleari, Matching NLO QCD computations with Parton Shower simulations: the POWHEG method. JHEP **11**, 070 (2007). [arXiv:0709.2092](#) [hep-ph]
15. S. Alioli, P. Nason, C. Oleari, E. Re, A general framework for implementing NLO calculations in shower Monte Carlo programs: the POWHEG BOX. JHEP **06**, 043 (2010). [arXiv:1002.2581](#) [hep-ph]
16. NNPDF Collaboration, Richard D. Ball, et al., Parton distributions for the LHC Run II. JHEP **04**, 040 (2015). [arXiv:1410.8849](#) [hep-ph]
17. T. Sjostrand, S. Mrenna, P.Z. Skands, A Brief Introduction to PYTHIA 8.1. Comput. Phys. Commun. **178**, 852–867 (2008). [arXiv:0710.3820](#) [hep-ph]
18. R.D. Ball et al., Parton distributions with LHC data. Nucl. Phys. B **867**, 244 (2013). [arXiv:1207.1303](#) [hep-ph]
19. ATLAS Collaboration. ATLAS Pythia 8 tunes to 7 TeV data. ATL-PHYS-PUB-2014-021 (2014)
20. J. Bellm et al., Herwig 7.0/Herwig++ 3.0 release note. Eur. Phys. J. C **76**(4), 196 (2016). [arXiv:1512.01178](#) [hep-ph]
21. L.A. Harland-Lang, A.D. Martin, P. Motylinski, R.S. Thorne, Parton distributions in the LHC era: MMHT 2014 PDFs. Eur. Phys. J. C **75**(5), 204 (2015). [arXiv:1412.3989](#) [hep-ph]
22. J. Alwall, R. Frederix, S. Frixione, V. Hirschi, F. Maltoni, O. Mattelaer, H.-S. Shao, T. Stelzer, P. Torrielli, M. Zaro, The automated computation of tree-level and next-to-leading order differential cross sections, and their matching to parton shower simulations. JHEP **07**, 158 (2014). [arXiv:1405.0301](#) [hep-ph]
23. H.-L. Lai, M. Guzzi, J. Huston, Z. Li, P.M. Nadolsky et al., New parton distributions for collider physics. Phys. Rev. D **82**, 074024 (2010). [arXiv:1007.2241](#) [hep-ph]
24. T. Sjostrand, S. Mrenna, P.Z. Skands, PYTHIA 6.4 Physics and Manual. JHEP **05**, 026 (2006). [arXiv:hep-ph/0603175](#) [hep-ph]
25. J. Pumplin, D.R. Stump, J. Huston, H.L. Lai, P.M. Nadolsky, W.K. Tung, New generation of parton distributions with uncertainties from global QCD analysis. JHEP **07**, 012 (2002). [arXiv:hep-ph/0201195](#) [hep-ph]
26. P.Z. Skands, Tuning Monte Carlo Generators: The Perugia Tunes. Phys. Rev. D **82**, 074018 (2010). [arXiv:1005.3457](#) [hep-ph]
27. T. Gleisberg, S. Höche, F. Krauss, M. Schönherr, S. Schumann et al., Event generation with SHERPA 1.1. JHEP **02**, 007 (2009). [arXiv:0811.4622](#) [hep-ph]
28. S. Schumann, F. Krauss, A Parton shower algorithm based on Catani-Seymour dipole factorisation. JHEP **03**, 038 (2008). [arXiv:0709.1027](#) [hep-ph]
29. S. Hoeche, F. Krauss, M. Schonherr, F. Siegert, QCD matrix elements + parton showers: The NLO case. JHEP **04**, 027 (2013). [arXiv:1207.5030](#) [hep-ph]
30. T. Sjöstrand, S. Ask, J.R. Christiansen, R. Corke, N. Desai, P. Ilten, S. Mrenna, S. Prestel, C.O. Rasmussen, P.Z. Skands, An Introduction to PYTHIA 8.2. Comput. Phys. Commun. **191**, 159–177 (2015). [arXiv:1410.3012](#) [hep-ph]
31. S. Frixione, E. Laenen, P. Motylinski, C. White, B.R. Webber, Single-top hadroproduction in association with a W boson. JHEP **7**, 029 (2008). [arXiv:0805.3067](#) [hep-ph]
32. ATLAS Collaboration. Studies on top-quark Monte Carlo modelling for Top2016. ATL-PHYS-PUB-2016-020 (2016)
33. M. Czakon, A. Mitov, Top++: A Program for the Calculation of the Top-Pair Cross-Section at Hadron Colliders. Comput. Phys. Commun. **185**, 2930 (2014). [arXiv:1112.5675](#) [hep-ph]
34. M. Cacciari, M. Czakon, M. Mangano, A. Mitov, P. Nason, Top-pair production at hadron colliders with next-to-next-to-leading logarithmic soft-gluon resummation. Phys. Lett. B **710**, 612–622 (2012). [arXiv:1111.5869](#) [hep-ph]
35. M. Beneke, P. Falgari, S. Klein, C. Schwinn, Hadronic top-quark pair production with NNLL threshold resummation. Nucl. Phys. B **855**, 695–741 (2012). [arXiv:1109.1536](#) [hep-ph]
36. P. Bärnreuther, M. Czakon, A. Mitov, Percent Level Precision Physics at the Tevatron: First Genuine NNLO QCD Corrections to $q\bar{q} \rightarrow t\bar{t} + X$. Phys. Rev. Lett. **109**, 132001 (2012). [arXiv:1204.5201](#) [hep-ph]
37. M. Czakon, A. Mitov, NNLO corrections to top-pair production at hadron colliders: the all-fermionic scattering channels. JHEP **12**, 054 (2012). [arXiv:1207.0236](#) [hep-ph]
38. M. Czakon, A. Mitov, NNLO corrections to top pair production at hadron colliders: the quark-gluon reaction. JHEP **01**, 080 (2013). [arXiv:1210.6832](#) [hep-ph]
39. M. Czakon, P. Fiedler, A. Mitov, Total Top-Quark Pair-Production Cross Section at Hadron Colliders Through $\mathcal{O}(\alpha_s^4)$. Phys. Rev. Lett. **110**, 252004 (2013). [arXiv:1303.6254](#) [hep-ph]
40. S. Catani, L. Cieri, G. Ferrera, D. de Florian, M. Grazzini, Vector boson production at hadron colliders: a fully exclusive QCD calculation at NNLO. Phys. Rev. Lett. **103**, 082001 (2009). [arXiv:0903.2120](#) [hep-ph]
41. N. Kidonakis, NNLL resummation for s-channel single top quark production. Phys. Rev. D **81**, 054028 (2010). [arXiv:1001.5034](#) [hep-ph]
42. N. Kidonakis, Two-loop soft anomalous dimensions for single top quark associated production with a W^- or H^- . Phys. Rev. D **82**, 054018 (2010). [arXiv:1005.4451](#) [hep-ph]
43. N. Kidonakis, Next-to-next-to-leading-order collinear and soft gluon corrections for t-channel single top quark production. Phys. Rev. D **83**, 091503 (2011). [arXiv:1103.2792](#) [hep-ph]

44. J.M. Campbell, R.K. Ellis, An Update on vector boson pair production at hadron colliders. *Phys. Rev. D* **60**, 113006 (1999). [arXiv:hep-ph/9905386](#) [hep-ph]
45. J.M. Campbell, R.K. Ellis, C. Williams, Vector boson pair production at the LHC. *JHEP* **07**, 018 (2011). [arXiv:1105.0020](#) [hep-ph]
46. J. Alwall, R. Frederix, S. Frixione, V. Hirschi, F. Maltoni, O. Mattelaer, H.S. Shao, T. Stelzer, P. Torrielli, M. Zaro, The automated computation of tree-level and next-to-leading order differential cross sections, and their matching to parton shower simulations. *JHEP* **07**, 079 (2014). [arXiv:1405.0301](#) [hep-ph]
47. D. de Florian et al. Handbook of LHC Higgs Cross Sections: 4. Deciphering the Nature of the Higgs Sector. (2016). [arXiv:1610.07922](#) [hep-ph]
48. ATLAS Collaboration. Monte Carlo Generators for the Production of a W or Z/γ^* Boson in Association with Jets at ATLAS in Run 2. ATL-PHYS-PUB-2016-003 (2016)
49. ATLAS Collaboration. Summary of ATLAS Pythia 8 tunes. ATL-PHYS-PUB-2012-003 (2012)
50. A.D. Martin, W.J. Stirling, R.S. Thorne, G. Watt, Parton distributions for the LHC. *Eur. Phys. J. C* **63**, 189–285 (2009). [arXiv:0901.0002](#) [hep-ph]
51. ATLAS Collaboration. The ATLAS Simulation Infrastructure. *Eur. Phys. J. C* **70**, 823 (2010). [arXiv:1005.4568](#) [physics.ins-det]
52. S. Agostinelli, J. Allison, K. Amako, J. Apostolakis, H. Araujo, P. Arce, M. Asai, D. Axen, S. Banerjee, G. Barrand, F. Behner, L. Bellagamba, J. Boudreau, L. Broglio, A. Brunengo, H. Burkhardt, S. Chauvie, J. Chuma, R. Chytrcek, G. Cooperman, G. Cosmo, P. Degtyarenko, A. Dell'Acqua, G. Depaola, D. Dietrich, R. Enami, A. Feliciello, C. Ferguson, H. Fesefeldt, G. Folger, F. Foppiano, A. Forti, S. Garelli, S. Giani, R. Giannitrapani, D. Gibin, J.J. Gómez Cadenas, I. González, G. Gracia Abril, G. Greeniaus, W. Greiner, V. Grichine, A. Grossheim, S. Guatelli, P. Gumplinger, R. Hamatsu, K. Hashimoto, H. Hasui, A. Heikkinen, A. Howard, V. Ivanchenko, A. Johnson, F.W. Jones, J. Kallenbach, N. Kanaya, M. Kawabata, Y. Kawabata, M. Kawaguti, S. Kelner, P. Kent, A. Kimura, T. Kodama, R. Kokoulin, M. Kossov, H. Kurashige, E. Lamanna, T. Lampén, V. Lara, V. Lefebvre, F. Lei, M. Liendl, W. Lockman, F. Longo, S. Magni, M. Maire, E. Medernach, K. Minamimoto, P.M. de Freitas, Y. Morita, K. Murakami, M. Nagamatu, R. Nartallo, P. Nieminen, T. Nishimura, K. Ohtsubo, M. Okamura, S. O'Neale, Y. Oohata, K. Paech, J. Perl, A. Pfeiffer, M.G. Pia, F. Ranjard, A. Rybin, S. Sadilov, E. Di Salvo, G. Santin, T. Sasaki, N. Savvas, Y. Sawada, S. Scherer, S. Sei, V. Sirotenko, D. Smith, N. Starkov, H. Stoecker, J. Sulkimo, M. Takahata, S. Tanaka, E. Tcherniaev, E.S. Tehrani, M. Tropeano, P. Truscott, H. Uno, L. Urban, P. Urban, M. Verderi, A. Walkden, W. Wander, H. Weber, J.P. Wellisch, T. Wenaus, D.C. Williams, D. Wright, T. Yamada, H. Yoshida, D. Zschesche, Geant4—a simulation toolkit. *Nucl. Instrum. Meth. A* **506**(3), 250–303 (2003)
53. E. Richter-Was, D. Froidevaux, L. Poggioli, ATLFast 2.0 a fast simulation package for ATLAS. (ATL-PHYS-98-131), 11 (1998)
54. J. Alwall et al., A Standard format for Les Houches event files. *Comput. Phys. Commun.* **176**, 300–304 (2007). [arXiv:hep-ph/0609017](#) [hep-ph]
55. ATLAS Collaboration. Vertex Reconstruction Performance of the ATLAS Detector at $\sqrt{s} = 13$ TeV. ATL-PHYS-PUB-2015-026, (2015)
56. ATLAS Collaboration. Electron reconstruction and identification efficiency measurements with the ATLAS detector using the 2011 LHC proton-proton collision data. *Eur. Phys. J. C* **74**, 2941 (2014). [arXiv:1404.2240](#) [hep-ex]
57. ATLAS Collaboration. Electron efficiency measurements with the ATLAS detector using the 2012 LHC proton-proton collision data. ATLAS-CONF-2014-032 (2014)
58. ATLAS Collaboration. Electron identification measurements in ATLAS using $\sqrt{s} = 13$ TeV data with 50 ns bunch spacing. ATL-PHYS-PUB-2015-041 (2015)
59. ATLAS Collaboration. Measurement of the $t\bar{t}$ production cross-section using $e\mu$ events with b -tagged jets in pp collisions at $\sqrt{s} = 13$ TeV with the ATLAS detector. *Phys. Lett. B* **761**, 136 (2016). [arXiv:1606.02699](#) [hep-ex]
60. ATLAS Collaboration. Muon reconstruction performance of the ATLAS detector in proton-proton collision data at $\sqrt{s} = 13$ TeV. *Eur. Phys. J. C* **76**, 292 (2016). [arXiv:1603.05598](#) [hep-ex]
61. M. Cacciari, G.P. Salam, G. Soyez, The Anti-k(t) jet clustering algorithm. *JHEP* **04**, 063 (2008). [arXiv:0802.1189](#) [hep-ph]
62. M. Cacciari, G.P. Salam, G. Soyez, FastJet User Manual. *Eur. Phys. J. C* **72**, 1896 (2012). [arXiv:1111.6097](#) [hep-ph]
63. ATLAS Collaboration. Topological cell clustering in the ATLAS calorimeters and its performance in LHC Run 1. *Eur. Phys. J. C* **77**, 490 (2017). [arXiv:1603.02934](#) [hep-ex]
64. ATLAS Collaboration. Properties of jets and inputs to jet reconstruction and calibration with the ATLAS detector using proton-proton collisions at $\sqrt{s} = 13$ TeV. ATL-PHYS-PUB-2015-036 (2015)
65. ATLAS Collaboration. Jet energy measurement and its systematic uncertainty in proton-proton collisions at $\sqrt{s} = 7$ TeV with the ATLAS detector. *Eur. Phys. J. C* **75**, 17 (2015). [arXiv:1406.0076](#) [hep-ex]
66. ATLAS Collaboration. Jet energy scale measurements and their systematic uncertainties in proton-proton collisions at $\sqrt{s} = 13$ TeV with the ATLAS detector. *Phys. Rev. D* **96**, 072002 (2017). [arXiv:1703.09665](#) [hep-ex]
67. ATLAS Collaboration. Performance of pile-up mitigation techniques for jets in pp collisions at $\sqrt{s} = 8$ TeV using the ATLAS detector. *Eur. Phys. J. C* **76**, 581 (2016). [arXiv:1510.03823](#) [hep-ex]
68. ATLAS Collaboration. Expected performance of the ATLAS b -tagging algorithms in Run-2. ATL-PHYS-PUB-2015-022 (2015)
69. ATLAS Collaboration. Optimisation of the ATLAS b -tagging performance for the 2016 LHC Run. ATL-PHYS-PUB-2016-012 (2016)
70. ATLAS Collaboration. Performance of algorithms that reconstruct missing transverse momentum in $\sqrt{s} = 8$ TeV proton-proton collisions in the ATLAS detector. *Eur. Phys. J. C* **77**, 241 (2017). [arXiv:1609.09324](#) [hep-ex]
71. ATLAS Collaboration. Performance of missing transverse momentum reconstruction with the ATLAS detector in the first proton-proton collisions at $\sqrt{s} = 13$ TeV. ATL-PHYS-PUB-2015-027 (2015)
72. ATLAS Collaboration. Measurement of the top quark pair production cross-section with ATLAS in the single lepton channel. *Phys. Lett. B* **711**, 244 (2012). [arXiv:1201.1889](#) [hep-ex]
73. ATLAS Collaboration. Measurements of normalized differential cross-sections for $t\bar{t}$ production in pp collisions at $\sqrt{s} = 7$ TeV using the ATLAS detector. *Phys. Rev. D* **90**, 072004 (2014). [arXiv:1407.0371](#) [hep-ex]
74. ATLAS Collaboration. Early Inner Detector Tracking Performance in the 2015 Data at $\sqrt{s} = 13$ TeV. ATL-PHYS-PUB-2015-051 (2015)
75. ATLAS Collaboration. A neural network clustering algorithm for the ATLAS silicon pixel detector. *JINST* **9**, P09009 (2014). [arXiv:1406.7690](#) [hep-ex]
76. ATLAS Collaboration. Performance of the ATLAS track reconstruction algorithms in dense environments in LHC Run 2. *Eur. Phys. J. C* **77**, 673 (2017). [arXiv:1704.07983](#) [hep-ex]
77. M. Cacciari, G.P. Salam, G. Soyez, The catchment area of jets. *JHEP* **04**, 005 (2008). [arXiv:0802.1188](#) [hep-ph]

78. G. D'Agostini, Improved iterative Bayesian unfolding. ArXiv e-prints (2010). [arXiv:1010.0632](https://arxiv.org/abs/1010.0632) [physics.data-an]
79. T. Adye, Unfolding algorithms and tests using RooUnfold. In Proceedings of the PHYSTAT 2011 Workshop, CERN, Geneva, Switzerland, January 2011, CERN-2011-006, pp 313–318, pp 313–318 (2011)
80. ATLAS Collaboration. Electron performance measurements with the ATLAS detector using the 2010 LHC proton–proton collision data. *Eur. Phys. J. C* **72**, 1909 (2012). [arXiv:1110.3174](https://arxiv.org/abs/1110.3174) [hep-ex]
81. ATLAS Collaboration. Electron and photon energy calibration with the ATLAS detector using data collected in 2015 at $\sqrt{s} = 13$ TeV. *ATL-PHYS-PUB-2016-015* (2016)
82. ATLAS Collaboration. Electron efficiency measurements with the ATLAS detector using the 2015 LHC proton–proton collision data. *ATLAS-CONF-2016-024* (2016)
83. ATLAS Collaboration. Jet energy measurement with the ATLAS detector in proton–proton collisions at $\sqrt{s} = 7$ TeV. *Eur. Phys. J. C* **73**, 2304 (2013). [arXiv:1112.6426](https://arxiv.org/abs/1112.6426) [hep-ex]
84. ATLAS Collaboration. Jet energy resolution in proton–proton collisions at $\sqrt{s} = 7$ TeV recorded in 2010 with the ATLAS detector. *Eur. Phys. J. C*, **73**, 2306 (2013). [arXiv:1210.6210](https://arxiv.org/abs/1210.6210) [hep-ex]
85. ATLAS Collaboration. Single hadron response measurement and calorimeter jet energy scale uncertainty with the ATLAS detector at the LHC. *Eur. Phys. J. C* **73**, 2305 (2013). [arXiv:1203.1302](https://arxiv.org/abs/1203.1302) [hep-ex]
86. ATLAS Collaboration. Jet Calibration and Systematic Uncertainties for Jets Reconstructed in the ATLAS Detector at $\sqrt{s} = 13$ TeV. *ATL-PHYS-PUB-2015-015* (2015)
87. ATLAS Collaboration. Calibration of b -tagging using dileptonic top pair events in a combinatorial likelihood approach with the ATLAS experiment. *ATLAS-CONF-2014-004* (2014)
88. ATLAS Collaboration. Calibration of the performance of b -tagging for c and light-flavour jets in the 2012 ATLAS data. *ATLAS-CONF-2014-046* (2014)
89. ATLAS Collaboration. Performance of missing transverse momentum reconstruction in proton–proton collisions at $\sqrt{s} = 7$ TeV with ATLAS. *Eur. Phys. J. C* **72**, 1844 (2012). [arXiv:1108.5602](https://arxiv.org/abs/1108.5602) [hep-ex]
90. ATLAS Collaboration. Luminosity determination in pp collisions at $\sqrt{s} = 8$ TeV using the ATLAS detector at the LHC. *Eur. Phys. J. C* **76**, 653 (2016). [arXiv:1608.03953](https://arxiv.org/abs/1608.03953) [hep-ex]
91. B. Efron. Bootstrap methods: Another look at the jackknife. *Ann. Statist.* **7**(1), 1–26, 01 (1979)
92. J. Butterworth et al., PDF4LHC recommendations for LHC Run II. *J. Phys. G* **43**, 023001 (2016). [arXiv:1510.03865](https://arxiv.org/abs/1510.03865) [hep-ph]
93. ATLAS Collaboration. Measurement of W^\pm and Z Boson Production Cross Sections in pp Collisions at $\sqrt{s} = 13$ TeV with the ATLAS Detector. *ATLAS-CONF-2015-039* (2015)
94. F.A. Berends, H. Kuijf, B. Tausk, W.T. Giele, On the production of a w and jets at hadron colliders. *Nucl. Phys. B* **357**(1), 32–64 (1991)
95. ATLAS Collaboration. Multi-boson simulation for 13 TeV ATLAS analyses. *ATL-PHYS-PUB-2016-002* (2016)
96. B. Andersson, G. Gustafson, G. Ingelman, T. Sjostrand, Parton fragmentation and string dynamics. *Phys. Rept.* **97**, 31–145 (1983)
97. ATLAS Collaboration. ATLAS Computing Acknowledgements. *ATL-GEN-PUB-2016-002*

ATLAS Collaboration

M. Aaboud^{34d}, G. Aad⁹⁹, B. Abbott¹²⁴, O. Abdinov^{13,*}, B. Abeloos¹²⁸, S. H. Abidi¹⁶⁵, O. S. AbouZeid¹⁴³, N. L. Abraham¹⁵³, H. Abramowicz¹⁵⁹, H. Abreu¹⁵⁸, Y. Abulaiti^{43a,43b}, B. S. Acharya^{64a,64b,o}, S. Adachi¹⁶¹, L. Adamczyk^{81a}, J. Adelman¹¹⁹, M. Adersberger¹¹², T. Adye¹⁴¹, A. A. Affolder¹⁴³, Y. Afik¹⁵⁸, C. Agheorghiesei^{27c}, J. A. Aguilar-Saavedra^{136a,136f}, F. Ahmadov^{77,ah}, G. Aielli^{71a,71b}, S. Akatsuka⁸³, T. P. A. Åkesson⁹⁴, E. Akilli⁵², A. V. Akimov¹⁰⁸, G. L. Alberghi^{23a,23b}, J. Albert¹⁷⁴, P. Albicocco⁴⁹, M. J. Alconada Verzini⁸⁶, S. Alderweireldt¹¹⁷, M. Aleksa³⁵, I. N. Aleksandrov⁷⁷, C. Alexa^{27b}, G. Alexander¹⁵⁹, T. Alexopoulos¹⁰, M. Alhroob¹²⁴, B. Ali¹³⁸, G. Alimonti^{66a}, J. Alison³⁶, S. P. Alkire³⁸, C. Allaire¹²⁸, B. M. M. Allbrooke¹⁵³, B. W. Allen¹²⁷, P. P. Allport²¹, A. Aloisio^{67a,67b}, A. Alonso³⁹, F. Alonso⁸⁶, C. Alpigiani¹⁴⁵, A. A. Alshehri⁵⁵, M. I. Alstary⁹⁹, B. Alvarez Gonzalez³⁵, D. Álvarez Piqueras¹⁷², M. G. Alvigi^{67a,67b}, B. T. Amadio¹⁸, Y. Amaral Coutinho^{78b}, C. Amelung²⁶, D. Amidei¹⁰³, S. P. Amor Dos Santos^{136a,136c}, S. Amoroso³⁵, C. Anastopoulos¹⁴⁶, L. S. Ancu⁵², N. Andari²¹, T. Andeen¹¹, C. F. Anders^{59b}, J. K. Anders²⁰, K. J. Anderson³⁶, A. Andreazza^{66a,66b}, V. Andrei^{59a}, S. Angelidakis³⁷, I. Angelozzi¹¹⁸, A. Angerami³⁸, A. V. Anisenkov^{120a,120b}, A. Annovi^{69a}, C. Antel^{59a}, M. Antonelli⁴⁹, A. Antonov^{110,*}, D. J. A. Antrim¹⁶⁹, F. Anulli^{70a}, M. Aoki⁷⁹, L. Aperio Bella³⁵, G. Arabidze¹⁰⁴, Y. Arai⁷⁹, J. P. Araque^{136a}, V. Araujo Ferraz^{78b}, A. T. H. Arce⁴⁷, R. E. Ardell⁹¹, F. A. Arduh⁸⁶, J-F. Arguin¹⁰⁷, S. Argyropoulos⁷⁵, A. J. Armbruster³⁵, L. J. Armitage⁹⁰, O. Arnaez¹⁶⁵, H. Arnold⁵⁰, M. Arratia³¹, O. Arslan²⁴, A. Artamonov^{109,*}, G. Artoni¹³¹, S. Artz⁹⁷, S. Asai¹⁶¹, N. Asbah⁴⁴, A. Ashkenazi¹⁵⁹, L. Asquith¹⁵³, K. Assamagan²⁹, R. Astalos^{28a}, R. J. Atkin^{32a}, M. Atkinson¹⁷¹, N. B. Atlay¹⁴⁸, K. Augsten¹³⁸, G. Avolio³⁵, B. Axen¹⁸, M. K. Ayoub^{15a}, G. Azuelos^{107,aw}, A. E. Baas^{59a}, M. J. Baca²¹, H. Bachacou¹⁴², K. Bachas^{65a,65b}, M. Backes¹³¹, P. Bagnaia^{70a,70b}, M. Bahmani⁸², H. Bahrasemani¹⁴⁹, J. T. Baines¹⁴¹, M. Bajic³⁹, O. K. Baker¹⁸¹, P. J. Bakker¹¹⁸, D. Bakshi Gupta⁹³, E. M. Baldin^{120a,120b}, P. Balek¹⁷⁸, F. Balli¹⁴², W. K. Balunas¹³³, E. Banas⁸², A. Bandyopadhyay²⁴, S. Banerjee^{179,k}, A. A. E. Bannoura¹⁸⁰, L. Barak¹⁵⁹, E. L. Barberio¹⁰², D. Barberis^{53a,53b}, M. Barbero⁹⁹, T. Barillari¹¹³, M-S. Barisits⁷⁴, J. Barkeloo¹²⁷, T. Barklow¹⁵⁰, N. Barlow³¹, S. L. Barnes^{58c}, B. M. Barnett¹⁴¹, R. M. Barnett¹⁸, Z. Barnovska-Blenessy^{58a}, A. Baroncelli^{72a}, G. Barone²⁶, A. J. Barr¹³¹, L. Barranco Navarro¹⁷², F. Barreiro⁹⁶, J. Barreiro Guimarães da Costa^{15a}, R. Bartoldus¹⁵⁰, A. E. Barton⁸⁷, P. Bartos^{28a}, A. Basalae¹³⁴, A. Bassalat¹²⁸, R. L. Bates⁵⁵, S. J. Batista¹⁶⁵, J. R. Batley³¹, M. Battaglia¹⁴³, M. Bauce^{70a,70b}, F. Bauer¹⁴², K. T. Bauer¹⁶⁹, H. S. Bawa^{150,m}, J. B. Beacham¹²², M. D. Beattie⁸⁷, T. Beau¹³², P. H. Beauchemin¹⁶⁸, P. Bechtel²⁴, H. C. Beck⁵¹, H. P. Beck^{20,s}, K. Becker¹³¹, M. Becker⁹⁷, C. Becot¹²¹, A. Beddall^{12d}, A. J. Beddall^{12a},

V. A. Bednyakov⁷⁷, M. Bedognetti¹¹⁸, C. P. Bee¹⁵², T. A. Beermann³⁵, M. Begalli^{78b}, M. Begel²⁹, J. K. Behr⁴⁴, A. S. Bell⁹², G. Bella¹⁵⁹, L. Bellagamba^{23b}, A. Bellerive³³, M. Bellomo¹⁵⁸, K. Belotskiy¹¹⁰, N. L. Belyaev¹¹⁰, O. Benary^{159,*}, D. Benckekroun^{34a}, M. Bender¹¹², N. Benekos¹⁰, Y. Benhammou¹⁵⁹, E. Benhar Nocchioli¹⁸¹, J. Benitez⁷⁵, D. P. Benjamin⁴⁷, M. Benoit⁵², J. R. Bensinger²⁶, S. Bentvelsen¹¹⁸, L. Beresford¹³¹, M. Beretta⁴⁹, D. Berge⁴⁴, E. Bergeaas Kuutmann¹⁷⁰, N. Berger⁵, L. J. Bergsten²⁶, J. Beringer¹⁸, S. Berlendis⁵⁶, N. R. Bernard¹⁰⁰, G. Bernardi¹³², C. Bernius¹⁵⁰, F. U. Bernlochner²⁴, T. Berry⁹¹, P. Berta⁹⁷, C. Bertella^{15a}, G. Bertoli^{43a,43b}, I. A. Bertram⁸⁷, C. Bertsche⁴⁴, G. J. Besjes³⁹, O. Bessidskaia Bylund^{43a,43b}, M. Bessner⁴⁴, N. Besson¹⁴², A. Bethani⁹⁸, S. Bethke¹¹³, A. Betti²⁴, A. J. Bevan⁹⁰, J. Beyer¹¹³, R. M. Bianchi¹³⁵, O. Biebel¹¹², D. Biedermann¹⁹, R. Bielski⁹⁸, K. Bierwagen⁹⁷, N. V. Biesuz^{69a,69b}, M. Biglietti^{72a}, T. R. V. Billoud¹⁰⁷, M. Bindi⁵¹, A. Bingul^{12d}, C. Bini^{70a,70b}, S. Biondi^{23a,23b}, T. Bisanz⁵¹, C. Bittrich⁴⁶, D. M. Bjergaard⁴⁷, J. E. Black¹⁵⁰, K. M. Black²⁵, R. E. Blair⁶, T. Blazek^{28a}, I. Bloch⁴⁴, C. Blocker²⁶, A. Blue⁵⁵, U. Blumenschein⁹⁰, Dr. Blunier^{144a}, G. J. Bobbink¹¹⁸, V. S. Bobrovnikov^{120a,120b}, S. S. Bocchetta⁹⁴, A. Bocci⁴⁷, C. Bock¹¹², D. Boerner¹⁸⁰, D. Bogovac¹¹², A. G. Bogdanchikov^{120a,120b}, C. Bohm^{43a}, V. Boisvert⁹¹, P. Bokan¹⁷⁰, T. Bold^{81a}, A. S. Boldyrev¹¹¹, A. E. Bolz^{59b}, M. Bomben¹³², M. Bona⁹⁰, J. S. Bonilla¹²⁷, M. Boonekamp¹⁴², A. Borisov¹⁴⁰, G. Borissov⁸⁷, J. Bortfeldt³⁵, D. Bortoletto¹³¹, V. Bortolotto^{61a,61b,61c}, D. Boscherini^{23b}, M. Bosman¹⁴, J. D. Bossio Sola³⁰, J. Boudreau¹³⁵, E. V. Bouhova-Thacker⁸⁷, D. Boumediene³⁷, C. Bourdarios¹²⁸, S. K. Boutle⁵⁵, A. Boveia¹²², J. Boyd³⁵, I. R. Boyko⁷⁷, A. J. Bozson⁹¹, J. Bracinik²¹, A. Brandt⁸, G. Brandt¹⁸⁰, O. Brandt^{59a}, F. Braren⁴⁴, U. Bratzler¹⁶², B. Brau¹⁰⁰, J. E. Brau¹²⁷, W. D. Breaden Madden⁵⁵, K. Brendlinger⁴⁴, A. J. Brennan¹⁰², L. Brenner¹¹⁸, R. Brenner¹⁷⁰, S. Bressler¹⁷⁸, D. L. Briglin²¹, T. M. Bristow⁴⁸, D. Britton⁵⁵, D. Britzger^{59b}, I. Brock²⁴, R. Brock¹⁰⁴, G. Brooijmans³⁸, T. Brooks⁹¹, W. K. Brooks^{144b}, E. Brost¹¹⁹, J. H. Broughton²¹, P. A. Bruckman de Renstrom⁸², D. Bruncko^{28b}, A. Bruni^{23b}, G. Bruni^{23b}, L. S. Bruni¹¹⁸, S. Bruno^{71a,71b}, B. H. Brunt³¹, M. Bruschi^{23b}, N. Brusino¹³⁵, P. Bryant³⁶, L. Bryngemark⁴⁴, T. Buanes¹⁷, Q. Buat¹⁴⁹, P. Buchholz¹⁴⁸, A. G. Buckley⁵⁵, I. A. Budagov⁷⁷, M. K. Bugge¹³⁰, F. Bühner⁵⁰, O. Bulekov¹¹⁰, D. Bullock⁸, T. J. Burch¹¹⁹, S. Burdin⁸⁸, C. D. Burgard¹¹⁸, A. M. Burger⁵, B. Burghgrave¹¹⁹, K. Burka⁸², S. Burke¹⁴¹, I. Burmeister⁴⁵, J. T. P. Burr¹³¹, D. Büscher⁵⁰, V. Büscher⁹⁷, E. Buschmann⁵¹, P. Bussey⁵⁵, J. M. Butler²⁵, C. M. Buttar⁵⁵, J. M. Butterworth⁹², P. Butti³⁵, W. Buttinger²⁹, A. Buzatu¹⁵⁵, A. R. Buzykaev^{120a,120b}, S. Cabrera Urbán¹⁷², D. Caforio¹³⁸, H. Cai¹⁷¹, V. M. M. Cairo², O. Cakir^{4a}, N. Calace⁵², P. Calafiura¹⁸, A. Calandri⁹⁹, G. Calderini¹³², P. Calfayan⁶³, G. Callea^{40a,40b}, L. P. Caloba^{78b}, S. Calvente Lopez⁹⁶, D. Calvet³⁷, S. Calvet³⁷, T. P. Calvet⁹⁹, R. Camacho Toro³⁶, S. Camarda³⁵, P. Camarri^{71a,71b}, D. Cameron¹³⁰, R. Caminal Armadans¹⁰⁰, C. Camincher⁵⁶, S. Campana³⁵, M. Campanelli⁹², A. Camplani^{66a,66b}, A. Campoverde¹⁴⁸, V. Canale^{67a,67b}, M. Cano Bret^{58c}, J. Cantero¹²⁵, T. Cao¹⁵⁹, M. D. M. Capeans Garrido³⁵, I. Caprini^{27b}, M. Caprini^{27b}, M. Capua^{40a,40b}, R. M. Carbone³⁸, R. Cardarelli^{71a}, F. C. Cardillo⁵⁰, I. Carli¹³⁹, T. Carli³⁵, G. Carlino^{67a}, B. T. Carlson¹³⁵, L. Carminati^{66a,66b}, R. M. D. Carney^{43a,43b}, S. Caron¹¹⁷, E. Carquin^{144b}, S. Carra^{66a,66b}, G. D. Carrillo-Montoya³⁵, D. Casadei²¹, M. P. Casado^{14.g}, A. F. Casha¹⁶⁵, M. Casolino¹⁴, D. W. Casper¹⁶⁹, R. Castelijin¹¹⁸, V. Castillo Gimenez¹⁷², N. F. Castro^{136a}, A. Catinaccio³⁵, J. R. Catmore¹³⁰, A. Cattai³⁵, J. Caudron²⁴, V. Cavaliere²⁹, E. Cavallaro¹⁴, D. Cavalli^{66a}, M. Cavalli-Sforza¹⁴, V. Cavasinni^{69a,69b}, E. Celebi^{12b}, F. Ceradini^{72a,72b}, L. Cerda Alberich¹⁷², A. S. Cerqueira^{78a}, A. Cerri¹⁵³, L. Cerrito^{71a,71b}, F. Cerutti¹⁸, A. Cervelli^{23a,23b}, S. A. Cetin^{12b}, A. Chafaq^{34a}, D. Chakraborty¹¹⁹, S. K. Chan⁵⁷, W. S. Chan¹¹⁸, Y. L. Chan^{61a}, P. Chang¹⁷¹, J. D. Chapman³¹, D. G. Charlton²¹, C. C. Chau³³, C. A. Chavez Barajas¹⁵³, S. Che¹²², A. Chegwidden¹⁰⁴, S. Chekanov⁶, S. V. Chekulaev^{166a}, G. A. Chelkov^{77.av}, M. A. Chelstowska³⁵, C. Chen^{58a}, C. H. Chen⁷⁶, H. Chen²⁹, J. Chen^{58a}, J. Chen³⁸, S. Chen¹⁶¹, S. J. Chen^{15c}, X. Chen^{15b,au}, Y. Chen⁸⁰, H. C. Cheng¹⁰³, H. J. Cheng^{15d}, A. Cheplakov⁷⁷, E. Cheremushkina¹⁴⁰, R. Cherkaoui El Moursli^{34e}, E. Cheu⁷, K. Cheung⁶², L. Chevalier¹⁴², V. Chiarella⁴⁹, G. Chiarelli^{69a}, G. Chiodini^{65a}, A. S. Chisholm³⁵, A. Chitan^{27b}, Y. H. Chiu¹⁷⁴, M. V. Chizhov⁷⁷, K. Choi⁶³, A. R. Chomont³⁷, S. Chouridou¹⁶⁰, Y. S. Chow¹¹⁸, V. Christodoulou⁹², M. C. Chu^{61a}, J. Chudoba¹³⁷, A. J. Chuinard¹⁰¹, J. J. Chwastowski⁸², L. Chytka¹²⁶, D. Cinca⁴⁵, V. Cindro⁸⁹, I. A. Cioara²⁴, A. Ciocio¹⁸, F. Ciotto^{67a,67b}, Z. H. Citron¹⁷⁸, M. Citterio^{66a}, A. Clark⁵², M. R. Clark³⁸, P. J. Clark⁴⁸, R. N. Clarke¹⁸, C. Clement^{43a,43b}, Y. Coadou⁹⁹, M. Cobal^{64a,64c}, A. Coccaro⁵², J. Cochran⁷⁶, L. Colasurdo¹¹⁷, B. Cole³⁸, A. P. Colijn¹¹⁸, J. Collot⁵⁶, P. Conde Muino^{136a,136b}, E. Coniavitis⁵⁰, S. H. Connell^{32b}, I. A. Connolly⁹⁸, S. Constantinescu^{27b}, G. Conti³⁵, F. Conventi^{67a,ax}, A. M. Cooper-Sarkar¹³¹, F. Cormier¹⁷³, K. J. R. Cormier¹⁶⁵, M. Corradi^{70a,70b}, E. E. Corrigan⁹⁴, F. Corriveau^{101,af}, A. Cortes-Gonzalez³⁵, M. J. Costa¹⁷², D. Costanzo¹⁴⁶, G. Cottin³¹, G. Cowan⁹¹, B. E. Cox⁹⁸, K. Cranmer¹²¹, S. J. Crawley⁵⁵, R. A. Creager¹³³, G. Cree³³, S. Crépe-Renaudin⁵⁶, F. Crescioli¹³², M. Cristinziani²⁴, V. Croft¹²¹, G. Crosetti^{40a,40b}, A. Cueto⁹⁶, T. Cuhadar Donszelmann¹⁴⁶, A. R. Cukierman¹⁵⁰, J. Cummings¹⁸¹, M. Curatolo⁴⁹, J. Cúth⁹⁷, S. Czekierda⁸², P. Czodrowski³⁵, M. J. Da Cunha Sargedas De Sousa^{136a,136b}, C. Da Via⁹⁸, W. Dabrowski^{81a}, T. Dado^{28a,z}, S. Dahbi^{34e}, T. Dai¹⁰³, O. Dale¹⁷, F. Dallaire¹⁰⁷, C. Dallapiccola¹⁰⁰, M. Dam³⁹, G. D'amen^{23a,23b}, J. R. Dandoy¹³³, M. F. Daneri³⁰, N. P. Dang^{179,k}, N. D. Dann⁹⁸, M. Danninger¹⁷³, M. Dano Hoffmann¹⁴², V. Dao³⁵, G. Darbo^{53b}, S. Darmora⁸, J. Dassoulas³, A. Dattagupta¹²⁷, T. Daubney⁴⁴, S. D'Auria⁵⁵, W. Davey²⁴,

C. David⁴⁴, T. Davidek¹³⁹, D. R. Davis⁴⁷, P. Davison⁹², E. Dawe¹⁰², I. Dawson¹⁴⁶, K. De⁸, R. De Asmundis^{67a}, A. De Benedetti¹²⁴, S. De Castro^{23a,23b}, S. De Cecco¹³², N. De Groot¹¹⁷, P. de Jong¹¹⁸, H. De la Torre¹⁰⁴, F. De Lorenzi⁷⁶, A. De Maria^{51,u}, D. De Pedis^{70a}, A. De Salvo^{70a}, U. De Sanctis^{71a,71b}, A. De Santo¹⁵³, K. De Vasconcelos Corga⁹⁹, J. B. De Vivie De Regie¹²⁸, C. Debenedetti¹⁴³, D. V. Dedovich⁷⁷, N. Dehghanian³, I. Deigaard¹¹⁸, M. Del Gaudio^{40a,40b}, J. Del Peso⁹⁶, D. Delgove¹²⁸, F. Deliot¹⁴², C. M. Delitzsch⁷, M. Della Pietra^{67a,67b}, D. Della Volpe⁵², A. Dell'Acqua³⁵, L. Dell'Asta²⁵, M. Delmastro⁵, C. Delporte¹²⁸, P. A. Delsart⁵⁶, D. A. DeMarco¹⁶⁵, S. Demers¹⁸¹, M. Demichev⁷⁷, S. P. Denisov¹⁴⁰, D. Denysiuk¹⁴², L. D'Eramo¹³², D. Derendarz⁸², J. E. Derkaoui^{34d}, F. Derue¹³², P. Dervan⁸⁸, K. Desch²⁴, C. Deterre⁴⁴, K. Dette¹⁶⁵, M. R. Devesa³⁰, P. O. Deviveiros³⁵, A. Dewhurst¹⁴¹, S. Dhaliwal²⁶, F. A. Di Bello⁵², A. Di Ciaccio^{71a,71b}, L. Di Ciaccio⁵, W. K. Di Clemente¹³³, C. Di Donato^{67a,67b}, A. Di Girolamo³⁵, B. Di Micco^{72a,72b}, R. Di Nardo³⁵, K. F. Di Petrillo⁵⁷, A. Di Simone⁵⁰, R. Di Sipio¹⁶⁵, D. Di Valentino³³, C. Diaconu⁹⁹, M. Diamond¹⁶⁵, F. A. Dias³⁹, M. A. Diaz^{144a}, J. Dickinson¹⁸, E. B. Diehl¹⁰³, J. Dietrich¹⁹, S. Díez Cornell⁴⁴, A. Dimitrievska¹⁸, J. Dingfelder²⁴, P. Dita^{27b}, S. Dita^{27b}, F. Dittus³⁵, F. Djama⁹⁹, T. Djobava^{157b}, J. I. Djuvsland^{59a}, M. A. B. Do Vale^{78c}, M. Dobre^{27b}, D. Dodsworth²⁶, C. Doglioni⁹⁴, J. Dolejsi¹³⁹, Z. Dolezal¹³⁹, M. Donadelli^{78d}, S. Donati^{69a,69b}, J. Donini³⁷, M. D'Onofrio⁸⁸, J. Dopke¹⁴¹, A. Doria^{67a}, M. T. Dova⁸⁶, A. T. Doyle⁵⁵, E. Drechsler⁵¹, E. Dreyer¹⁴⁹, M. Dris¹⁰, Y. Du^{58b}, J. Duarte-Campderros¹⁵⁹, F. Dubinin¹⁰⁸, A. Dubreuil⁵², E. Duchovni¹⁷⁸, G. Duckeck¹¹², A. Ducourthial¹³², O. A. Ducu^{107,y}, D. Duda¹¹⁸, A. Dudarev³⁵, A. C. Dudder⁹⁷, E. M. Duffield¹⁸, L. Duflo¹²⁸, M. Dührssen³⁵, C. Dülsen¹⁸⁰, M. Dumancic¹⁷⁸, A. E. Dumitriu^{27b,e}, A. K. Duncan⁵⁵, M. Dunford^{59a}, A. Duperrin⁹⁹, H. DuranYildiz^{4a}, M. Düren⁵⁴, A. Durglishvili^{157b}, D. Duschinger⁴⁶, B. Dutta⁴⁴, D. Duvnjak¹, M. Dyndal⁴⁴, B. S. Dziedzic⁸², C. Eckardt⁴⁴, K. M. Ecker¹¹³, R. C. Edgar¹⁰³, T. Eifert³⁵, G. Eigen¹⁷, K. Einsweiler¹⁸, T. Ekelof¹⁷⁰, M. El Kacimi^{34c}, R. El Kosseifi⁹⁹, V. Ellajosyula⁹⁹, M. Ellert¹⁷⁰, F. Ellinghaus¹⁸⁰, A. A. Elliot¹⁷⁴, N. Ellis³⁵, J. Elmsheuser²⁹, M. Elsing³⁵, D. Emelianov¹⁴¹, Y. Enari¹⁶¹, J. S. Ennis¹⁷⁶, M. B. Epland⁴⁷, J. Erdmann⁴⁵, A. Ereditato²⁰, S. Errede¹⁷¹, M. Escalier¹²⁸, C. Escobar¹⁷², B. Esposito⁴⁹, O. EstradaPastor¹⁷², A. I. Etienvre¹⁴², E. Etzion¹⁵⁹, H. Evans⁶³, A. Ezhilov¹³⁴, M. Ezzi^{34e}, F. Fabbri^{23a,23b}, L. Fabbri^{23a,23b}, V. Fabiani¹¹⁷, G. Facini⁹², R. M. Fakhruddinov¹⁴⁰, S. Falciano^{70a}, R. J. Falla⁹², J. Faltova¹³⁹, Y. Fang^{15a}, M. Fanti^{66a,66b}, A. Farbin⁸, A. Farilla^{72a}, E. M. Farina^{68a,68b}, T. Farooque¹⁰⁴, S. Farrell¹⁸, S. M. Farrington¹⁷⁶, P. Farthouat³⁵, F. Fassi^{34e}, P. Fassnacht³⁵, D. Fassouliotis⁹, M. Fauci Giannelli⁴⁸, A. Favareto^{53a,53b}, W. J. Fawcett¹³¹, L. Fayard¹²⁸, O. L. Fedin^{134,q}, W. Fedorko¹⁷³, M. Feickert⁴¹, S. Feigl¹³⁰, L. Feligioni⁹⁹, C. Feng^{58b}, E. J. Feng³⁵, H. Feng⁴⁷, M. J. Fenton⁵⁵, A. B. Fenyuk¹⁴⁰, L. Feremenga⁸, P. Fernandez Martinez¹⁷², J. Ferrando⁴⁴, A. Ferrari¹⁷⁰, P. Ferrari¹¹⁸, R. Ferrari^{68a}, D. E. Ferreira de Lima^{59b}, A. Ferrer¹⁷², D. Ferrere⁵², C. Ferretti¹⁰³, F. Fiedler⁹⁷, A. Filipčić⁸⁹, F. Filthaut¹¹⁷, M. Fincke-Keeler¹⁷⁴, K. D. Finelli²⁵, M. C. N. Fiolhais^{136a,b,c}, L. Fiorini¹⁷², C. Fischer¹⁴, J. Fischer¹⁸⁰, W. C. Fisher¹⁰⁴, N. Flaschel⁴⁴, I. Fleck¹⁴⁸, P. Fleischmann¹⁰³, R. R. M. Fletcher¹³³, T. Flick¹⁸⁰, B. M. Flierl¹¹², L. M. Flores¹³³, L. R. Flores Castillo^{61a}, N. Fomin¹⁷, G. T. Forcolin⁹⁸, A. Formica¹⁴², F. A. Förster¹⁴, A. C. Forti⁹⁸, A. G. Foster²¹, D. Fournier¹²⁸, H. Fox⁸⁷, S. Fracchia¹⁴⁶, P. Francavilla^{69a,69b}, M. Franchini^{23a,23b}, S. Franchino^{59a}, D. Francis³⁵, L. Franconi¹³⁰, M. Franklin⁵⁷, M. Frate¹⁶⁹, M. Fraternali^{68a,68b}, D. Freeborn⁹², S. M. Fressard-Batranceanu³⁵, B. Freund¹⁰⁷, W. S. Freund^{78b}, D. Froidevaux³⁵, J. A. Frost¹³¹, C. Fukunaga¹⁶², T. Fusayasu¹¹⁴, J. Fuster¹⁷², O. Gabizon¹⁵⁸, A. Gabrielli^{23a,23b}, A. Gabrielli¹⁸, G. P. Gach^{81a}, S. Gadatsch⁵², S. Gadomski⁵², G. Gagliardi^{53b,53a}, L. G. Gagnon¹⁰⁷, C. Galea¹¹⁷, B. Galhardo^{136a,136c}, E. J. Gallas¹³¹, B. J. Gallop¹⁴¹, P. Gallus¹³⁸, G. Galster³⁹, K. K. Gan¹²², S. Ganguly¹⁷⁸, Y. Gao⁸⁸, Y. S. Gao^{150,m}, C. García¹⁷², J. E. García Navarro¹⁷², J. A. García Pascual^{15a}, M. Garcia-Sciveres¹⁸, R. W. Gardner³⁶, N. Garelli¹⁵⁰, V. Garonne¹³⁰, K. Gasnikova⁴⁴, A. Gaudiello^{53a,53b}, G. Gaudio^{68a}, I. L. Gavrilenko¹⁰⁸, C. Gay¹⁷³, G. Gaycken²⁴, E. N. Gazis¹⁰, C. N. P. Gee¹⁴¹, J. Geisen⁵¹, M. Geisen⁹⁷, M. P. Geisler^{59a}, K. Gellerstedt^{43a,43b}, C. Gemme^{53b}, M. H. Genest⁵⁶, C. Geng¹⁰³, S. Gentile^{70a,70b}, C. Gentsos¹⁶⁰, S. George⁹¹, D. Gerbaudo¹⁴, G. Gessner⁴⁵, S. Ghasemi¹⁴⁸, M. Ghneimat²⁴, B. Giacobbe^{23b}, S. Giagu^{70a,70b}, N. Giangiacomi^{23a,23b}, P. Giannetti^{69a}, S. M. Gibson⁹¹, M. Gignac¹⁴³, M. Gilchriese¹⁸, D. Gillberg³³, G. Gilles¹⁸⁰, D. M. Gingrich^{3,aw}, M. P. Giordani^{64a,64c}, F. M. Giorgi^{23b}, P. F. Giraud¹⁴², P. Giromini⁵⁷, G. Giugliarelli^{64a,64c}, D. Giugni^{66a}, F. Giuli¹³¹, M. Giulini^{59b}, S. Gkaitatzis¹⁶⁰, I. Gkialas^{9,j}, E. L. Gkougkousis¹⁴, P. Gkoutoumis¹⁰, L. K. Gladilin¹¹¹, C. Glasman⁹⁶, J. Glatzer¹⁴, P. C. F. Glaysheer⁴⁴, A. Glazov⁴⁴, M. Goblirsch-Kolb²⁶, J. Godlewski⁸², S. Goldfarb¹⁰², T. Golling⁵², D. Golubkov¹⁴⁰, A. Gomes^{136a,136b,136d}, R. Goncalves Gama^{78b}, R. Gonçalves^{136a}, G. Gonella⁵⁰, L. Gonella²¹, A. Gongadze⁷⁷, F. Gonnella²¹, J. L. Gonski⁵⁷, S. González de la Hoz¹⁷², S. Gonzalez-Sevilla⁵², L. Goossens³⁵, P. A. Gorbounov¹⁰⁹, H. A. Gordon²⁹, B. Gorini³⁵, E. Gorini^{65a,65b}, A. Gorišek⁸⁹, A. T. Goshaw⁴⁷, C. Gössling⁴⁵, M. I. Gostkin⁷⁷, C. A. Gottardo²⁴, C. R. Goudet¹²⁸, D. Goujdami^{34c}, A. G. Goussiou¹⁴⁵, N. Govender^{32b,c}, C. Goy⁵, E. Gozani¹⁵⁸, I. Grabowska-Bold^{81a}, P. O. J. Gradin¹⁷⁰, E. C. Graham⁸⁸, J. Gramling¹⁶⁹, E. Gramstad¹³⁰, S. Grancagnolo¹⁹, V. Gratchev¹³⁴, P. M. Gravila^{27f}, C. Gray⁵⁵, H. M. Gray¹⁸, Z. D. Greenwood^{93,ak}, C. Greife²⁴, K. Gregersen⁹², I. M. Gregor⁴⁴, P. Grenier¹⁵⁰, K. Grevtsov⁵, J. Griffiths⁸, A. A. Grillo¹⁴³, K. Grimm⁸⁷, S. Grinstein^{14,aa}, Ph. Gris³⁷, J.-F. Grivaz¹²⁸, S. Groh⁹⁷, E. Gross¹⁷⁸, J. Grosse-Knetter⁵¹, G. C. Grossi⁹³, Z. J. Grout⁹², A. Grummer¹¹⁶, L. Guan¹⁰³, W. Guan¹⁷⁹, J. Guenther³⁵

A. Guerguichon¹²⁸, F. Guescini^{166a}, D. Guest¹⁶⁹, O. Gueta¹⁵⁹, R. Gugel⁵⁰, B. Gui¹²², T. Guillemain⁵, S. Guindon³⁵, U. Gul⁵⁵, C. Gumpert³⁵, J. Guo^{58c}, W. Guo¹⁰³, Y. Guo^{58a,t}, R. Gupta⁴¹, S. Gurbuz^{12c}, G. Gustavino¹²⁴, B. J. Gutelman¹⁵⁸, P. Gutierrez¹²⁴, N. G. Gutierrez Ortiz⁹², C. Gutschow⁹², C. Guyot¹⁴², M. P. Guzik^{81a}, C. Gwenlan¹³¹, C. B. Gwilliam⁸⁸, A. Haas¹²¹, C. Haber¹⁸, H. K. Hadavand⁸, N. Haddad^{34e}, A. Hadeef⁹⁹, S. Hageböck²⁴, M. Hagihara¹⁶⁷, H. Hakobyan^{182,*}, M. Haleem¹⁷⁵, J. Haley¹²⁵, G. Halladjian¹⁰⁴, G. D. Hallowell⁹⁹, K. Hamacher¹⁸⁰, P. Hamal¹²⁶, K. Hamano¹⁷⁴, A. Hamilton^{32a}, G. N. Hamity¹⁴⁶, K. Han^{58a,aj}, L. Han^{58a}, S. Han^{15d}, K. Hanagaki^{79,w}, M. Hance¹⁴³, D. M. Handl¹¹², B. Haney¹³³, R. Hankache¹³², P. Hanke^{59a}, E. Hansen⁹⁴, J. B. Hansen³⁹, J. D. Hansen³⁹, M. C. Hansen²⁴, P. H. Hansen³⁹, K. Hara¹⁶⁷, A. S. Hard¹⁷⁹, T. Harenberg¹⁸⁰, F. Hariri¹²⁸, S. Harkusha¹⁰⁵, P. F. Harrison¹⁷⁶, N. M. Hartmann¹¹², Y. Hasegawa¹⁴⁷, A. Hasib⁴⁸, S. Hassani¹⁴², S. Haug²⁰, R. Hauser¹⁰⁴, L. Hauswald⁴⁶, L. B. Havener³⁸, M. Havranek¹³⁸, C. M. Hawkes²¹, R. J. Hawkins³⁵, D. Hayden¹⁰⁴, C. P. Hays¹³¹, J. M. Hays⁹⁰, H. S. Hayward⁸⁸, S. J. Haywood¹⁴¹, T. Heck⁹⁷, V. Hedberg⁹⁴, L. Heelan⁸, S. Heer²⁴, K. K. Heidegger⁵⁰, S. Heim⁴⁴, T. Heim¹⁸, B. Heinemann^{44,ar}, J. J. Heinrich¹¹², L. Heinrich¹²¹, C. Heinz⁵⁴, J. Hejbal¹³⁷, L. Helary³⁵, A. Held¹⁷³, S. Hellman^{43a,43b}, C. Helsen³⁵, R. C. W. Henderson⁸⁷, Y. Heng¹⁷⁹, S. Henkelmann¹⁷³, A. M. Henriques Correia³⁵, G. H. Herbert¹⁹, H. Herde²⁶, V. Herget¹⁷⁵, Y. Hernández Jiménez^{32c}, H. Herr⁹⁷, G. Herten⁵⁰, R. Hertenberger¹¹², L. Hervas³⁵, T. C. Herwig¹³³, G. G. Hesketh⁹², N. P. Hessey^{166a}, J. W. Hetherly⁴¹, S. Higashino⁷⁹, E. Higón-Rodríguez¹⁷², K. Hildebrand³⁶, E. Hill¹⁷⁴, J. C. Hill³¹, K. H. Hiller⁴⁴, S. J. Hillier²¹, M. Hils⁴⁶, I. Hinchliffe¹⁸, M. Hirose⁵⁰, D. Hirschbuehl¹⁸⁰, B. Hiti⁸⁹, O. Hladik¹³⁷, D. R. Hlaluku^{32c}, X. Hoad⁴⁸, J. Hobbs¹⁵², N. Hod^{166a}, M. C. Hodgkinson¹⁴⁶, A. Hoecker³⁵, M. R. Hoferkamp¹¹⁶, F. Hoenig¹¹², D. Hohn²⁴, D. Hohov¹²⁸, T. R. Holmes³⁶, M. Holzbock¹¹², M. Homann⁴⁵, S. Honda¹⁶⁷, T. Honda⁷⁹, T. M. Hong¹³⁵, B. H. Hooberman¹⁷¹, W. H. Hopkins¹²⁷, Y. Horii¹¹⁵, A. J. Horton¹⁴⁹, J. Y. Hostachy⁵⁶, A. Hostiuc¹⁴⁵, S. Hou¹⁵⁵, A. Hoummada^{34a}, J. Howarth⁹⁸, J. Hoya⁸⁶, M. Hrabovsky¹²⁶, J. Hrdinka³⁵, I. Hristova¹⁹, J. Hrivnac¹²⁸, A. Hrynevich¹⁰⁶, T. Hryn'ova⁵, P. J. Hsu⁶², S.-C. Hsu¹⁴⁵, Q. Hu²⁹, S. Hu^{58c}, Y. Huang^{15a}, Z. Hubacek¹³⁸, F. Hubaut⁹⁹, F. Huegging²⁴, T. B. Huffman¹³¹, E. W. Hughes³⁸, M. Huhtinen³⁵, R. F. H. Hunter³³, P. Huo¹⁵², A. M. Hupe³³, N. Huseynov^{77,ah}, J. Huston¹⁰⁴, J. Huth⁵⁷, R. Hyneman¹⁰³, G. Iacobucci⁵², G. Iakovidis²⁹, I. Ibragimov¹⁴⁸, L. Iconomidou-Fayard¹²⁸, Z. Idrissi^{34e}, P. Iengo³⁵, O. Igonkina^{118,ad}, R. Iguchi¹⁶¹, T. Iizawa¹⁷⁷, Y. Ikegami⁷⁹, M. Ikeno⁷⁹, D. Iliadis¹⁶⁰, N. Ilic¹⁵⁰, F. Iltzsche⁴⁶, G. Introzzi^{68a,68b}, M. Iodice^{72a}, K. Iordanidou³⁸, V. Ippolito⁵⁷, M. F. Isacson¹⁷⁰, N. Ishijima¹²⁹, M. Ishino¹⁶¹, M. Ishitsuka¹⁶³, C. Issever¹³¹, S. Istin^{12c,ap}, F. Ito¹⁶⁷, J. M. Iturbe Ponce^{61a}, R. Iuppa^{73a,73b}, H. Iwasaki⁷⁹, J. M. Izen⁴², V. Izzo^{67a}, S. Jabbar³, P. Jackson¹, R. M. Jacobs²⁴, V. Jain², G. Jäkel¹⁸⁰, K. B. Jakobi⁹⁷, K. Jakobs⁵⁰, S. Jakobsen⁷⁴, T. Jakoubek¹³⁷, D. O. Jamin¹²⁵, D. K. Jana⁹³, R. Jansky⁵², J. Janssen²⁴, M. Janus⁵¹, P. A. Janus^{81a}, G. Jarlskog⁹⁴, N. Javadov^{77,ah}, T. Javůrek⁵⁰, M. Javurkova⁵⁰, F. Jeanneau¹⁴², L. Jeanty¹⁸, J. Jejelava^{157a,ai}, A. Jelinskas¹⁷⁶, P. Jenni^{50,d}, C. Jeske¹⁷⁶, S. Jézéquel⁵, H. Ji¹⁷⁹, J. Jia¹⁵², H. Jiang⁷⁶, Y. Jiang^{58a}, Z. Jiang^{150,r}, S. Jiggins⁹², J. Jimenez Pena¹⁷², S. Jin^{15c}, A. Jinaru^{27b}, O. Jinnouchi¹⁶³, H. Jivan^{32c}, P. Johansson¹⁴⁶, K. A. Johns⁷, C. A. Johnson⁶³, W. J. Johnson¹⁴⁵, K. Jon-And^{43a,43b}, R. W. L. Jones⁸⁷, S. D. Jones¹⁵³, S. Jones⁷, T. J. Jones⁸⁸, J. Jongmanns^{59a}, P. M. Jorge^{136a,136b}, J. Jovicevic^{166a}, X. Ju¹⁷⁹, A. Juste Rozas^{14,aa}, A. Kaczmarska⁸², M. Kado¹²⁸, H. Kagan¹²², M. Kagan¹⁵⁰, S. J. Kahn⁹⁹, T. Kaji¹⁷⁷, E. Kajomovitz¹⁵⁸, C. W. Kalderon⁹⁴, A. Kaluza⁹⁷, S. Kama⁴¹, A. Kamenshchikov¹⁴⁰, L. Kanjir⁸⁹, Y. Kano¹⁶¹, V. A. Kantserov¹¹⁰, J. Kanzaki⁷⁹, B. Kaplan¹²¹, L. S. Kaplan¹⁷⁹, D. Kar^{32c}, K. Karakostas¹⁰, N. Karastathis¹⁰, M. J. Kareem^{166b}, E. Karentzos¹⁰, S. N. Karpov⁷⁷, Z. M. Karpova⁷⁷, V. Kartvelishvili⁸⁷, A. N. Karyukhin¹⁴⁰, K. Kasahara¹⁶⁷, L. Kashif¹⁷⁹, R. D. Kass¹²², A. Kastanas¹⁵¹, Y. Kataoka¹⁶¹, C. Kato¹⁶¹, A. Katre⁵², J. Katzy⁴⁴, K. Kawade⁸⁰, K. Kawagoe⁸⁵, T. Kawamoto¹⁶¹, G. Kawamura⁵¹, E. F. Kay⁸⁸, V. F. Kazanin^{120a,120b}, R. Keeler¹⁷⁴, R. Kehoe⁴¹, J. S. Keller³³, E. Kellermann⁹⁴, J. J. Kempster²¹, J. Kendrick²¹, H. Keoshkerian¹⁶⁵, O. Kepka¹³⁷, S. Kersten¹⁸⁰, B. P. Kerševan⁸⁹, R. A. Keyes¹⁰¹, M. Khader¹⁷¹, F. Khalil-Zada¹³, A. Khanov¹²⁵, A. G. Kharlamov^{120a,120b}, T. Kharlamova^{120a,120b}, A. Khodinov¹⁶⁴, T. J. Khoo⁵², V. Khovanskiy^{109,*}, E. Khramov⁷⁷, J. Khubua^{157b}, S. Kido⁸⁰, M. Kiehn⁵², C. R. Kilby⁹¹, H. Y. Kim⁸, S. H. Kim¹⁶⁷, Y. K. Kim³⁶, N. Kimura^{64a,64c}, O. M. Kind¹⁹, B. T. King⁸⁸, D. Kirchmeier⁴⁶, J. Kirk¹⁴¹, A. E. Kiryunin¹¹³, T. Kishimoto¹⁶¹, D. Kisielewska^{81a}, V. Kitali⁴⁴, O. Kivernyk⁵, E. Kladiva^{28b,*}, T. Klapdor-Kleingrothaus⁵⁰, M. H. Klein¹⁰³, M. Klein⁸⁸, U. Klein⁸⁸, K. Kleinknecht⁹⁷, P. Klimek¹¹⁹, A. Klimentov²⁹, R. Klingenberg^{45,*}, T. Klingl²⁴, T. Klioutchnikova³⁵, F. F. Klitzner¹¹², P. Kluit¹¹⁸, S. Kluth¹¹³, E. Kneringer⁷⁴, E. B. F. G. Knoop⁹⁹, A. Knue⁵⁰, A. Kobayashi¹⁶¹, D. Kobayashi⁸⁵, T. Kobayashi¹⁶¹, M. Kobel⁴⁶, M. Kocian¹⁵⁰, P. Kodys¹³⁹, T. Koffas³³, E. Koffeman¹¹⁸, N. M. Köhler¹¹³, T. Koi¹⁵⁰, M. Kolb^{59b}, I. Koletsou⁵, T. Kondo⁷⁹, N. Kondrashova^{58c}, K. Köneke⁵⁰, A. C. König¹¹⁷, T. Kono^{79,aq}, R. Konoplich^{121,am}, N. Konstantinidis⁹², B. Konya⁹⁴, R. Kopeliansky⁶³, S. Koperny^{81a}, K. Korcyl⁸², K. Kordas¹⁶⁰, A. Korn⁹², I. Korolkov¹⁴, E. V. Korolkova¹⁴⁶, O. Kortner¹¹³, S. Kortner¹¹³, T. Kosek¹³⁹, V. V. Kostyukhin²⁴, A. Kotwal⁴⁷, A. Koulouris¹⁰, A. Kourkoumeli-Charalampidi^{68a,68b}, C. Kourkoumelis⁹, E. Kourlitis¹⁴⁶, V. Kouskoura²⁹, A. B. Kowalewska⁸², R. Kowalewski¹⁷⁴, T. Z. Kowalski^{81a}, C. Kozakai¹⁶¹, W. Kozanecki¹⁴², A. S. Kozhin¹⁴⁰, V. A. Kramarenko¹¹¹, G. Kramberger⁸⁹, D. Krasnopevtsev¹¹⁰, M. W. Krasny¹³², A. Krasznahorkay³⁵, D. Krauss¹¹³, J. A. Kremer^{81a}, J. Kretschmar⁸⁸, K. Kreutzfeldt⁵⁴, P. Krieger¹⁶⁵,

K. Krizka¹⁸, K. Kroeninger⁴⁵, H. Kroha¹¹³, J. Kroll¹³⁷, J. Kroll¹³³, J. Kroseberg²⁴, J. Krstic¹⁶, U. Kruchonak⁷⁷, H. Krüger²⁴, N. Krumnack⁷⁶, M. C. Kruse⁴⁷, T. Kubota¹⁰², S. Kuday^{4b}, J. T. Kuechler¹⁸⁰, S. Kuehn³⁵, A. Kugel^{59a}, F. Kuger¹⁷⁵, T. Kuhl⁴⁴, V. Kukhtin⁷⁷, R. Kukla⁹⁹, Y. Kulchitsky¹⁰⁵, S. Kuleshov^{144b}, Y. P. Kulinich¹⁷¹, M. Kuna⁵⁶, T. Kunigo⁸³, A. Kupco¹³⁷, T. Kupfer⁴⁵, O. Kuprash¹⁵⁹, H. Kurashige⁸⁰, L. L. Kurchaninov^{166a}, Y. A. Kurochkin¹⁰⁵, M. G. Kurth^{15d}, E. S. Kuwertz¹⁷⁴, M. Kuze¹⁶³, J. Kvita¹²⁶, T. Kwan¹⁷⁴, A. La Rosa¹¹³, J. L. La Rosa Navarro^{78d}, L. La Rotonda^{40a,40b}, F. La Ruffa^{40a,40b}, C. Lacasta¹⁷², F. Lacava^{70a,70b}, J. Lacey⁴⁴, D. P. J. Lack⁹⁸, H. Lacker¹⁹, D. Lacour¹³², E. Ladygin⁷⁷, R. Lafaye⁵, B. Laforge¹³², S. Lai⁵¹, S. Lammers⁶³, W. Lampl⁷, E. Lançon²⁹, U. Landgraf⁵⁰, M. P. J. Landon⁹⁰, M. C. Lanfermann⁵², V. S. Lang⁴⁴, J. C. Lange¹⁴, R. J. Langenberg³⁵, A. J. Lankford¹⁶⁹, F. Lanni²⁹, K. Lantzsche²⁴, A. Lanza^{68a}, A. Lapertosa^{53a,53b}, S. Laplace¹³², J. F. Laporte¹⁴², T. Lari^{66a}, F. Lasagni Manghi^{23a,23b}, M. Lassnig³⁵, T. S. Lau^{61a}, A. Laudrain¹²⁸, A. T. Law¹⁴³, P. Laycock⁸⁸, M. Lazzaroni^{66a,66b}, B. Le¹⁰², O. Le Dortz¹³², E. Le Guirriec⁹⁹, E. P. Le Quilleuc¹⁴², M. LeBlanc⁷, T. LeCompte⁶, F. Ledroit-Guillon⁵⁶, C. A. Lee²⁹, G. R. Lee^{144a}, L. Lee⁵⁷, S. C. Lee¹⁵⁵, B. Lefebvre¹⁰¹, M. Lefebvre¹⁷⁴, F. Legger¹¹², C. Leggett¹⁸, G. Lehmann Miotto³⁵, X. Lei⁷, W. A. Leight⁴⁴, A. Leisos^{160,x}, M. A. L. Leite^{78d}, R. Leitner¹³⁹, D. Lellouch¹⁷⁸, B. Lemmer⁵¹, K. J. C. Leney⁹², T. Lenz²⁴, B. Lenzi³⁵, R. Leone⁷, S. Leone^{69a}, C. Leonidopoulos⁴⁸, G. Lerner¹⁵³, C. Leroy¹⁰⁷, R. Les¹⁶⁵, A. A. J. Lesage¹⁴², C. G. Lester³¹, M. Levchenko¹³⁴, J. Levêque⁵, D. Levin¹⁰³, L. J. Levinson¹⁷⁸, M. Levy²¹, D. Lewis⁹⁰, B. Li^{58a,t}, C-Q. Li^{58a,al}, H. Li^{58b}, L. Li^{58c}, Q. Li^{15d}, Q. Y. Li^{58a}, S. Li⁴⁷, X. Li^{58c}, Y. Li¹⁴⁸, Z. Liang^{15a}, B. Liberti^{71a}, A. Liblong¹⁶⁵, K. Lie^{61c}, A. Limosani¹⁵⁴, C. Y. Lin³¹, K. Lin¹⁰⁴, S. C. Lin¹⁵⁶, T. H. Lin⁹⁷, R. A. Linck⁶³, B. E. Lindquist¹⁵², A. L. Lioni⁵², E. Lipeles¹³³, A. Lipniacka¹⁷, M. Lisovyi^{59b}, T. M. Liss^{171.at}, A. Lister¹⁷³, A. M. Litke¹⁴³, B. Liu⁷⁶, H. B. Liu²⁹, H. Liu¹⁰³, J. B. Liu^{58a}, J. K. K. Liu¹³¹, K. Liu¹³², M. Liu^{58a}, P. Liu¹⁸, Y. L. Liu^{58a}, Y. W. Liu^{58a}, M. Livan^{68a,68b}, A. Lleres⁵⁶, J. Llorente Merino^{15a}, S. L. Lloyd⁹⁰, C. Y. Lo^{61b}, F. Lo Sterzo⁴¹, E. M. Lobodzinska⁴⁴, P. Loch⁷, F. K. Loebinger⁹⁸, K. M. Loew²⁶, T. Lohse¹⁹, K. Lohwasser¹⁴⁶, M. Lokajicek¹³⁷, B. A. Long²⁵, J. D. Long¹⁷¹, R. E. Long⁸⁷, L. Longo^{65a,65b}, K. A.Looper¹²², J. A. Lopez^{144b}, I. Lopez Paz¹⁴, A. Lopez Solis¹³², J. Lorenz¹¹², N. Lorenzo Martinez⁵, M. Losada²², P. J. Lösel¹¹², A. Lösle⁵⁰, X. Lou^{15a}, A. Lounis¹²⁸, J. Love⁶, P. A. Love⁸⁷, H. Lu^{61a}, N. Lu¹⁰³, Y. J. Lu⁶², H. J. Lubatti¹⁴⁵, C. Luci^{70a,70b}, A. Lucotte⁵⁶, C. Luedtke⁵⁰, F. Luehring⁶³, W. Lukas⁷⁴, L. Luminari^{70a}, B. Lund-Jensen¹⁵¹, M. S. Lutz¹⁰⁰, P. M. Luzi¹³², D. Lynn²⁹, R. Lysak¹³⁷, E. Lytken⁹⁴, F. Lyu^{15a}, V. Lyubushkin⁷⁷, H. Ma²⁹, L. L. Ma^{58b}, Y. Ma^{58b}, G. Maccarrone⁴⁹, A. Macchiolo¹¹³, C. M. Macdonald¹⁴⁶, J. Machado Miguens^{133a,136b}, D. Madaffari¹⁷², R. Madar³⁷, W. F. Mader⁴⁶, A. Madsen⁴⁴, N. Madysa⁴⁶, J. Maeda⁸⁰, S. Maeland¹⁷, T. Maeno²⁹, A. S. Maevskiy¹¹¹, V. Magerl⁵⁰, C. Maidantchik^{78b}, T. Maier¹¹², A. Maio^{136a,136b,136d}, O. Majersky^{28a}, S. Majewski¹²⁷, Y. Makida⁷⁹, N. Makovec¹²⁸, B. Malaescu¹³², Pa. Malecki⁸², V. P. Maleev¹³⁴, F. Malek⁵⁶, U. Mallik⁷⁵, D. Malon⁶, C. Malone³¹, S. Maltezos¹⁰, S. Malyukov³⁵, J. Mamuzic¹⁷², G. Mancini⁴⁹, I. Mandić⁸⁹, J. Maneira^{136a}, L. Manhaes de Andrade Filho^{78a}, J. Manjarres Ramos⁴⁶, K. H. Mankinen⁹⁴, A. Mann¹¹², A. Manousos³⁵, B. Mansoulié¹⁴², J. D. Mansour^{15a}, R. Mantifel¹⁰¹, M. Mantoani⁵¹, S. Manzoni^{66a,66b}, G. Marceca³⁰, L. March⁵², L. Marchese¹³¹, G. Marchiori¹³², M. Marcisovsky¹³⁷, C. A. Marin Tobon³⁵, M. Marjanovic³⁷, D. E. Marley¹⁰³, F. Marroquim^{78b}, Z. Marshall¹⁸, M. U. F. Martensson¹⁷⁰, S. Marti-Garcia¹⁷², C. B. Martin¹²², T. A. Martin¹⁷⁶, V. J. Martin⁴⁸, B. Martin dit Latour¹⁷, M. Martinez^{14,aa}, V. I. Martinez Outschoorn¹⁰⁰, S. Martin-Haugh¹⁴¹, V. S. Martoiu^{27b}, A. C. Martyniuk⁹², A. Marzin³⁵, L. Masetti⁹⁷, T. Mashimo¹⁶¹, R. Mashinistov¹⁰⁸, J. Masik⁹⁸, A. L. Maslennikov^{120a,120b}, L. H. Mason¹⁰², L. Massa^{71a,71b}, P. Mastrandrea⁵, A. Mastroberardino^{40a,40b}, T. Masubuchi¹⁶¹, P. Mättig¹⁸⁰, J. Maurer^{27b}, B. Maček⁸⁹, S. J. Maxfield⁸⁸, D. A. Maximov^{120a,120b}, R. Mazini¹⁵⁵, I. Maznas¹⁶⁰, S. M. Mazza¹⁴³, N. C. Mc Fadden¹¹⁶, G. Mc Goldrick¹⁶⁵, S. P. Mc Kee¹⁰³, A. McCarn¹⁰³, T. G. McCarthy¹¹³, L. I. McClymont⁹², E. F. McDonald¹⁰², J. A. McFayden³⁵, G. Mchedlidze⁵¹, S. J. McMahon¹⁴¹, P. C. McNamara¹⁰², C. J. McNicol¹⁷⁶, R. A. McPherson^{174.af}, Z. A. Meadows¹⁰⁰, S. Meehan¹⁴⁵, T. M. Megy⁵⁰, S. Mehlhase¹¹², A. Mehta⁸⁸, T. Meideck⁵⁶, B. Meirose⁴², D. Melini^{172,h}, B. R. Mellado Garcia^{32c}, J. D. Mellenthin⁵¹, M. Melo^{28a}, F. Meloni²⁰, A. Melzer²⁴, S. B. Menary⁹⁸, L. Meng⁸⁸, X. T. Meng¹⁰³, A. Mengarelli^{23a,23b}, S. Menke¹¹³, E. Meoni^{40a,40b}, S. Mergelmeyer¹⁹, C. Merlassino²⁰, P. Mermod⁵², L. Merola^{67a,67b}, C. Meroni^{66a}, F. S. Merritt³⁶, A. Messina^{70a,70b}, J. Metcalfe⁶, A. S. Mete¹⁶⁹, C. Meyer¹³³, J. Meyer¹¹⁸, J-P. Meyer¹⁴², H. Meyer Zu Theenhausen^{59a}, F. Miano¹⁵³, R. P. Middleton¹⁴¹, S. Miglioranza^{53a,53b}, L. Mijovic⁴⁸, G. Mikenberg¹⁷⁸, M. Mikesikova¹³⁷, M. Mikuz⁸⁹, M. Milesi¹⁰², A. Milic¹⁶⁵, D. A. Millar⁹⁰, D. W. Miller³⁶, A. Milov¹⁷⁸, D. A. Milstead^{43a,43b}, A. A. Minaenko¹⁴⁰, I. A. Minashvili^{157b}, A. I. Mincer¹²¹, B. Mindur^{81a}, M. Mineev⁷⁷, Y. Minegishi¹⁶¹, Y. Ming¹⁷⁹, L. M. Mir¹⁴, A. Mirto^{65a,65b}, K. P. Mistry¹³³, T. Mitani¹⁷⁷, J. Mitrevski¹¹², V. A. Mitsou¹⁷², A. Miucci²⁰, P. S. Miyagawa¹⁴⁶, A. Mizukami⁷⁹, J. U. Mjörnmark⁹⁴, T. Mkrtychyan¹⁸², M. Mlynarikova¹³⁹, T. Moa^{43a,43b}, K. Mochizuki¹⁰⁷, P. Mogg⁵⁰, S. Mohapatra³⁸, S. Molander^{43a,43b}, R. Moles-Valls²⁴, M. C. Mondragon¹⁰⁴, K. Mönig⁴⁴, J. Monk³⁹, E. Monnier⁹⁹, A. Montalbano¹⁵², J. Montejo Berlingen³⁵, F. Monticelli⁸⁶, S. Monzani^{66a}, R. W. Moore³, N. Morange¹²⁸, D. Moreno²², M. Moreno Llácer³⁵, P. Moretini^{53b}, M. Morgenstern¹¹⁸, S. Morgenstern³⁵, D. Mori¹⁴⁹, T. Mori¹⁶¹, M. Morii⁵⁷, M. Morinaga¹⁷⁷, V. Morisbak¹³⁰, A. K. Morley³⁵, G. Mornacchi³⁵, J. D. Morris⁹⁰, L. Morvaj¹⁵², P. Moschovakos¹⁰, M. Mosidze^{157b}, H. J. Moss¹⁴⁶,

J. Moss^{150,n}, K. Motohashi¹⁶³, R. Mount¹⁵⁰, E. Mountricha²⁹, E. J. W. Moyse¹⁰⁰, S. Muanza⁹⁹, F. Mueller¹¹³, J. Mueller¹³⁵, R. S. P. Mueller¹¹², D. Muenstermann⁸⁷, P. Mullen⁵⁵, G. A. Mullier²⁰, F. J. Munoz Sanchez⁹⁸, P. Murin^{28b}, W. J. Murray^{141,176}, M. Muškinja⁸⁹, C. Mwewa^{32a}, A. G. Myagkov^{140,an}, J. Myers¹²⁷, M. Myska¹³⁸, B. P. Nachman¹⁸, O. Nackenhorst⁴⁵, K. Nagai¹³¹, R. Nagai^{79,aq}, K. Nagano⁷⁹, Y. Nagasaka⁶⁰, K. Nagata¹⁶⁷, M. Nagel⁵⁰, E. Nagy⁹⁹, A. M. Nairz³⁵, Y. Nakahama¹¹⁵, K. Nakamura⁷⁹, T. Nakamura¹⁶¹, I. Nakano¹²³, R. F. Naranjo Garcia⁴⁴, R. Narayan¹¹, D. I. Narrias Villar^{59a}, I. Naryshkin¹³⁴, T. Naumann⁴⁴, G. Navarro²², R. Nayyar⁷, H. A. Neal^{103,*}, P. Y. Nechaeva¹⁰⁸, T. J. Neep¹⁴², A. Negri^{68a,68b}, M. Negrini^{23b}, S. Nektarijevic¹¹⁷, C. Nellist⁵¹, M. E. Nelson¹³¹, S. Nemecek¹³⁷, P. Nemethy¹²¹, M. Nessi^{35,f}, M. S. Neubauer¹⁷¹, M. Neumann¹⁸⁰, P. R. Newman²¹, T. Y. Ng^{61c}, Y. S. Ng¹⁹, T. Nguyen Manh¹⁰⁷, R. B. Nickerson¹³¹, R. Nicolaidou¹⁴², J. Nielsen¹⁴³, N. Nikiforou¹¹, V. Nikolaenko^{140,an}, I. Nikolic-Audit¹³², K. Nikolopoulos²¹, P. Nilsson²⁹, Y. Ninomiya¹⁷⁹, A. Nisati^{70a}, N. Nishu^{58c}, R. Nisius¹¹³, I. Nitsche⁴⁵, T. Nitta¹⁷⁷, T. Nobe¹⁶¹, Y. Noguchi⁸³, M. Nomachi¹²⁹, I. Nomidis³³, M. A. Nomura²⁹, T. Nooney⁹⁰, M. Nordberg³⁵, N. Norjoharuddeen¹³¹, O. Novgorodova⁴⁶, R. Novotny¹³⁸, M. Nozaki⁷⁹, L. Nozka¹²⁶, K. Ntekas¹⁶⁹, E. Nurse⁹², F. Nuti¹⁰², F. G. Oakham^{33,aw}, H. Oberlack¹¹³, T. Obermann²⁴, J. Ocariz¹³², A. Ochi⁸⁰, I. Ochoa³⁸, J. P. Ochoa-Ricoux^{144a}, K. O'Connor²⁶, S. Oda⁸⁵, S. Odaka⁷⁹, A. Oh⁹⁸, S. H. Oh⁴⁷, C. C. Ohm¹⁵¹, H. Ohman¹⁷⁰, H. Oide^{53a,53b}, H. Okawa¹⁶⁷, Y. Okumura¹⁶¹, T. Okuyama⁷⁹, A. Olariu^{27b}, L. F. Oleiro Seabra^{136a}, S. A. Olivares Pino^{144a}, D. Oliveira Damazio²⁹, J. L. Oliver¹, M. J. R. Olsson³⁶, A. Olszewski⁸², J. Olszowska⁸², D. C. O'Neil¹⁴⁹, A. Onofre^{136a,136c}, K. Onogi¹¹⁵, P. U. E. Onyisi¹¹, H. Oppen¹³⁰, M. J. Oreglia³⁶, Y. Oren¹⁵⁹, D. Orestano^{72a,72b}, E. C. Orgill⁹⁸, N. Orlando^{61b}, A. A. O'Rourke⁴⁴, R. S. Ori¹⁶⁵, B. Osculati^{53a,* 53b}, V. O'Shea⁵⁵, R. Ospanov^{58a}, G. Otero y Garzon³⁰, H. Otono⁸⁵, M. Ouchrif^{34d}, F. Ould-Saada¹³⁰, A. Ouraou¹⁴², K. P. Oussoren¹¹⁸, Q. Ouyang^{15a}, M. Owen⁵⁵, R. E. Owen²¹, V. E. Ozcan^{12c}, N. Ozturk⁸, K. Pachal¹⁴⁹, A. Pacheco Pages¹⁴, L. Pacheco Rodriguez¹⁴², C. Padilla Aranda¹⁴, S. Pagan Griso¹⁸, M. Paganini¹⁸¹, F. Paige^{29,*}, G. Palacino⁶³, S. Palazzo^{40b,40a}, S. Palestini³⁵, M. Palka^{81b}, D. Pallin³⁷, E. St. Panagiotopoulou¹⁰, I. Panagoulas¹⁰, C. E. Pandini⁵², J. G. Panduro Vazquez⁹¹, P. Pani³⁵, D. Pantea^{27b}, L. Paolozzi⁵², T. D. Papadopoulou¹⁰, K. Papageorgiou^{9,j}, A. Paramonov⁶, D. Paredes Hernandez^{61b}, B. Parida^{58c}, A. J. Parker⁸⁷, K. A. Parker⁴⁴, M. A. Parker³¹, F. Parodi^{53a,53b}, J. A. Parsons³⁸, U. Parzefall⁵⁰, V. R. Pascuzzi¹⁶⁵, J. M. P. Pasner¹⁴³, E. Pasqualucci^{70a}, S. Passaggio^{53b}, F. Pastore⁹¹, S. Patariaia⁹⁷, J. R. Pater⁹⁸, T. Pauly³⁵, B. Pearson¹¹³, S. Pedraza Lopez¹⁷², R. Pedro^{136a,136b}, S. V. Peleganchuk^{120a,120b}, O. Penc¹³⁷, C. Peng^{15d}, H. Peng^{58a}, J. Penwell⁶³, B. S. Peralva^{78a}, M. M. Perego¹⁴², D. V. Perepelitsa²⁹, F. Peri¹⁹, L. Perini^{66a,66b}, H. Pernegger³⁵, S. Perrella^{67a,67b}, V. D. Peshekhonov^{77,*}, K. Peters⁴⁴, R. F. Y. Peters⁹⁸, B. A. Petersen³⁵, T. C. Petersen³⁹, E. Petit⁵⁶, A. Petridis¹, C. Petridou¹⁶⁰, P. Petroff¹²⁸, E. Petrolo^{70a}, M. Petrov¹³¹, F. Petrucci^{72a,72b}, N. E. Pettersson¹⁰⁰, A. Peyaud¹⁴², R. Pezoa^{144b}, T. Pham¹⁰², F. H. Phillips¹⁰⁴, P. W. Phillips¹⁴¹, G. Piacquadio¹⁵², E. Pianori¹⁷⁶, A. Picazio¹⁰⁰, M. A. Pickering¹³¹, R. Piegaia³⁰, J. E. Pilcher³⁶, A. D. Pilkington⁹⁸, M. Pinamonti^{71a,71b}, J. L. Pinfold³, M. Pitt¹⁷⁸, M.-A. Pleier²⁹, V. Pleskot⁹⁷, E. Plotnikova⁷⁷, D. Pluth⁷⁶, P. Podberezko^{120a,120b}, R. Poettgen⁹⁴, R. Poggi^{68a,68b}, L. Poggioli¹²⁸, I. Pogrebnyak¹⁰⁴, D. Pohl²⁴, I. Pokharel⁵¹, G. Polesello^{68a}, A. Poley⁴⁴, A. Policicchio^{40a,40b}, R. Polifka³⁵, A. Polini^{23b}, C. S. Pollard⁴⁴, V. Polychronakos²⁹, D. Ponomarenko¹¹⁰, L. Pontecorvo^{70a}, G. A. Popeneciu^{27d}, D. M. Portillo Quintero¹³², S. Pospisil¹³⁸, K. Potamianos⁴⁴, I. N. Potrap⁷⁷, C. J. Potter³¹, H. Potti¹¹, T. Poulsen⁹⁴, J. Poveda³⁵, M. E. Pozo Astigarraga³⁵, P. Pralavorio⁹⁹, S. Prell⁷⁶, D. Price⁹⁸, M. Primavera^{65a}, S. Prince¹⁰¹, N. Proklova¹¹⁰, K. Prokofiev^{61c}, F. Prokoshin^{144b}, S. Protopopescu²⁹, J. Proudfoot⁶, M. Przybycien^{81a}, A. Puri¹⁷¹, P. Puzo¹²⁸, J. Qian¹⁰³, Y. Qin⁹⁸, A. Quadt⁵¹, M. Queitsch-Maitland⁴⁴, A. Qureshi¹, V. Radeka²⁹, S. K. Radhakrishnan¹⁵², P. Rados¹⁰², F. Ragusa^{66a,66b}, G. Rahal⁹⁵, J. A. Raine⁹⁸, S. Rajagopalan²⁹, T. Rashid¹²⁸, S. Raspopov⁵, M. G. Ratti^{66a,66b}, D. M. Rauch⁴⁴, F. Rauscher¹¹², S. Rave⁹⁷, I. Ravinovich¹⁷⁸, J. H. Rawling⁹⁸, M. Raymond³⁵, A. L. Read¹³⁰, N. P. Readoff⁵⁶, M. Reale^{65a,65b}, D. M. Rebuffi^{68a,68b}, A. Redelbach¹⁷⁵, G. Redlinger²⁹, R. Reece¹⁴³, R. G. Reed^{32c}, K. Reeves⁴², L. Rehnisch¹⁹, J. Reichert¹³³, A. Reiss⁹⁷, C. Rembser³⁵, H. Ren^{15d}, M. Rescigno^{70a}, S. Resconi^{66a}, E. D. Resseguie¹³³, S. Rettie¹⁷³, E. Reynolds²¹, O. L. Rezanova^{120a,120b}, P. Reznicek¹³⁹, R. Richter¹¹³, S. Richter⁹², E. Richter-Was^{81b}, O. Ricken²⁴, M. Ridel¹³², P. Rieck¹¹³, C. J. Riegel¹⁸⁰, O. Rifki¹²⁴, M. Rijssenbeek¹⁵², A. Rimoldi^{68a,68b}, M. Rimoldi²⁰, L. Rinaldi^{23b}, G. Ripellino¹⁵¹, B. Ristić³⁵, E. Ritsch³⁵, I. Riu¹⁴, J. C. Rivera Vergara^{144a}, F. Rizatdinova¹²⁵, E. Rizvi⁹⁰, C. Rizzi¹⁴, R. T. Roberts⁹⁸, S. H. Robertson^{101,af}, A. Robichaud-Veronneau¹⁰¹, D. Robinson³¹, J. E. M. Robinson⁴⁴, A. Robson⁵⁵, E. Rocco⁹⁷, C. Roda^{69a,69b}, Y. Rodina^{99,ab}, S. Rodriguez Bosca¹⁷², A. Rodriguez Perez¹⁴, D. Rodriguez Rodriguez¹⁷², A. M. Rodríguez Vera^{166b}, S. Roe³⁵, C. S. Rogan⁵⁷, O. Röhne¹³⁰, R. Röhrig¹¹³, J. Roloff⁵⁷, A. Romaniouk¹¹⁰, M. Romano^{23a,23b}, S. M. Romano Saez³⁷, E. Romero Adam¹⁷², N. Rompotis⁸⁸, M. Ronzani⁵⁰, L. Roos¹³², S. Rosati^{70a}, K. Rosbach⁵⁰, P. Rose¹⁴³, N.-A. Rosien⁵¹, E. Rossi^{67a,67b}, L. P. Rossi^{53b}, J. H. N. Rosten³¹, R. Rosten¹⁴⁵, M. Rotaru^{27b}, J. Rothberg¹⁴⁵, D. Rousseau¹²⁸, D. Roy^{32c}, A. Rozanov⁹⁹, Y. Rozen¹⁵⁸, X. Ruan^{32c}, F. Rubbo¹⁵⁰, F. Rühr⁵⁰, A. Ruiz-Martinez³³, Z. Rurikova⁵⁰, N. A. Rusakovich⁷⁷, H. L. Russell¹⁰¹, J. P. Rutherford⁷, N. Ruthmann³⁵, E. M. Rüttinger^{44,l}, Y. F. Ryabov¹³⁴, M. Rybar¹⁷¹, G. Rybkin¹²⁸, S. Ryu⁶, A. Ryzhov¹⁴⁰

G. F. Rzehorz⁵¹, G. Sabato¹¹⁸, S. Sacerdoti³⁰, H. F-W. Sadrozinski¹⁴³, R. Sadykov⁷⁷, F. Safai Tehrani^{70a}, P. Saha¹¹⁹, M. Sahinsoy^{59a}, M. Saimpert⁴⁴, M. Saito¹⁶¹, T. Saito¹⁶¹, H. Sakamoto¹⁶¹, G. Salamanna^{72a,72b}, J. E. Salazar Loyola^{144b}, D. Salek¹¹⁸, P. H. Sales De Bruin¹⁷⁰, D. Salihagic¹¹³, A. Salnikov¹⁵⁰, J. Salt¹⁷², D. Salvatore^{40a,40b}, F. Salvatore¹⁵³, A. Salvucci^{61a,61b,61c}, A. Salzburger³⁵, D. Sammel⁵⁰, D. Sampsonidis¹⁶⁰, D. Sampsonidou¹⁶⁰, J. Sánchez¹⁷², A. Sanchez Pineda^{64a,64c}, H. Sandaker¹³⁰, R. L. Sandbach⁹⁰, C. O. Sander⁴⁴, M. Sandhoff¹⁸⁰, C. Sandoval²², D. P. C. Sankey¹⁴¹, M. Sannino^{53b,53a}, Y. Sano¹¹⁵, A. Sansoni⁴⁹, C. Santoni³⁷, H. Santos^{136a}, I. Santoyo Castillo¹⁵³, A. Sapronov⁷⁷, J. G. Saraiva^{136a,136d}, O. Sasaki⁷⁹, K. Sato¹⁶⁷, E. Sauvan⁵, P. Savard^{165,aw}, N. Savic¹¹³, R. Sawada¹⁶¹, C. Sawyer¹⁴¹, L. Sawyer^{93,ak}, C. Sbarra^{23b}, A. Sbrizzi^{23a,23b}, T. Scanlon⁹², D. A. Scannicchio¹⁶⁹, J. Schaarschmidt¹⁴⁵, P. Schacht¹¹³, B. M. Schachtner¹¹², D. Schaefer³⁶, L. Schaefer¹³³, J. Schaeffer⁹⁷, S. Schaepe³⁵, U. Schäfer⁹⁷, A. C. Schaffer¹²⁸, D. Schaile¹¹², R. D. Schamberger¹⁵², V. A. Schegelsky¹³⁴, D. Scheirich¹³⁹, F. Schenck¹⁹, M. Schernau¹⁶⁹, C. Schiavi^{53a,53b}, S. Schier¹⁴³, L. K. Schildgen²⁴, C. Schillo⁵⁰, E. J. Schioppa³⁵, M. Schioppa^{40a,40b}, K. E. Schleicher⁵⁰, S. Schlenker³⁵, K. R. Schmidt-Sommerfeld¹¹³, K. Schmieden³⁵, C. Schmitt⁹⁷, S. Schmitt⁴⁴, S. Schmitz⁹⁷, U. Schnoor⁵⁰, L. Schoeffel¹⁴², A. Schoening^{59b}, E. Schopf²⁴, M. Schott⁹⁷, J. F. P. Schouwenberg¹¹⁷, J. Schovancova³⁵, S. Schramm⁵², N. Schuh⁹⁷, A. Schulte⁹⁷, H-C. Schultz-Coulon^{59a}, M. Schumacher⁵⁰, B. A. Schumm¹⁴³, Ph. Schune¹⁴², A. Schwartzman¹⁵⁰, T. A. Schwarz¹⁰³, H. Schweiger⁹⁸, Ph. Schwemling¹⁴², R. Schwienhorst¹⁰⁴, A. Sciandra²⁴, G. Sciolla²⁶, M. Scornajenghi^{40a,40b}, F. Scuri^{69a}, F. Scutti¹⁰², L. M. Scyboz¹¹³, J. Searcy¹⁰³, P. Seema²⁴, S. C. Seidel¹¹⁶, A. Seiden¹⁴³, J. M. Seixas^{78b}, G. Sekhniaidze^{67a}, K. Sekhon¹⁰³, S. J. Sekula⁴¹, N. Semprini-Cesari^{23a,23b}, S. Senkin³⁷, C. Serfon¹³⁰, L. Serin¹²⁸, L. Serkin^{64a,64b}, M. Sessa^{72a,72b}, H. Severini¹²⁴, F. Sforza¹⁶⁸, A. Sfyrla⁵², E. Shabalina⁵¹, J. D. Shahinian¹⁴³, N. W. Shaikh^{43a,43b}, L. Y. Shan^{15a}, R. Shang¹⁷¹, J. T. Shank²⁵, M. Shapiro¹⁸, P. B. Shatalov¹⁰⁹, K. Shaw^{64a,64b}, S. M. Shaw⁹⁸, A. Shcherbakova^{43a,43b}, C. Y. Shehu¹⁵³, Y. Shen¹²⁴, N. Sherafati³³, A. D. Sherman²⁵, P. Sherwood⁹², L. Shi^{155,as}, S. Shimizu⁸⁰, C. O. Shimmin¹⁸¹, M. Shimojima¹¹⁴, I. P. J. Shipsey¹³¹, S. Shirabe⁸⁵, M. Shiyakova⁷⁷, J. Shlomi¹⁷⁸, A. Shmeleva¹⁰⁸, D. Shoaleh Saadi¹⁰⁷, M. J. Shochet³⁶, S. Shojaii¹⁰², D. R. Shope¹²⁴, S. Shrestha¹²², E. Shulga¹¹⁰, P. Sicho¹³⁷, A. M. Sickles¹⁷¹, P. E. Sidebo¹⁵¹, E. Sideras Haddad^{32c}, O. Sidiropoulou¹⁷⁵, A. Sidoti^{23a,23b}, F. Siegert⁴⁶, Dj. Sijacki¹⁶, J. Silva^{136a,136d}, M. Silva Jr.¹⁷⁹, S. B. Silverstein^{43a}, L. Simic⁷⁷, S. Simion¹²⁸, E. Simioni⁹⁷, B. Simmons⁹², M. Simon⁹⁷, P. Sinervo¹⁶⁵, N. B. Sinev¹²⁷, M. Sioli^{23a,23b}, G. Siragusa¹⁷⁵, I. Siral¹⁰³, S. Yu. Sivoklokov¹¹¹, J. Sjölin^{43a,43b}, M. B. Skinner⁸⁷, P. Skubic¹²⁴, M. Slater²¹, T. Slavicek¹³⁸, M. Slawinska⁸², K. Sliwa¹⁶⁸, R. Slovak¹³⁹, V. Smakhtin¹⁷⁸, B. H. Smart⁵, J. Smiesko^{28a}, N. Smirnov¹¹⁰, S. Yu. Smirnov¹¹⁰, Y. Smirnov¹¹⁰, L. N. Smirnova¹¹¹, O. Smirnova⁹⁴, J. W. Smith⁵¹, M. N. K. Smith³⁸, R. W. Smith³⁸, M. Smizanska⁸⁷, K. Smolek¹³⁸, A. A. Snesarev¹⁰⁸, I. M. Snyder¹²⁷, S. Snyder²⁹, R. Sobie^{174,af}, F. Socher⁴⁶, A. M. Soffa¹⁶⁹, A. Soffer¹⁵⁹, A. Søggaard⁴⁸, D. A. Soh¹⁵⁵, G. Sokhrannyi⁸⁹, C. A. Solans Sanchez³⁵, M. Solar¹³⁸, E. Yu. Soldatov¹¹⁰, U. Soldevila¹⁷², A. A. Solodkov¹⁴⁰, A. Soloshenko⁷⁷, O. V. Solovyanov¹⁴⁰, V. Solovyev¹³⁴, P. Sommer¹⁴⁶, H. Son¹⁶⁸, W. Song¹⁴¹, A. Sopczak¹³⁸, F. Sopkova^{28b}, D. Sosa^{59b}, C. L. Sotiropoulou^{69a,69b}, S. Sottocornola^{68a,68b}, R. Soualah^{64a,64c,i}, A. M. Soukharev^{120a,120b}, D. South⁴⁴, B. C. Sowden⁹¹, S. Spagnolo^{65a,65b}, M. Spalla¹¹³, M. Spangenberg¹⁷⁶, F. Spanò⁹¹, D. Sperlich¹⁹, F. Spettel¹¹³, T. M. Spieker^{59a}, R. Spighi^{23b}, G. Spigo³⁵, L. A. Spiller¹⁰², M. Spousta¹³⁹, R. D. St. Denis^{55,*}, A. Stabile^{66a,66b}, R. Stamen^{59a}, S. Stamm¹⁹, E. Stanecka⁸², R. W. Stanek⁶, C. Stanescu^{72a}, M. M. Stanitzki⁴⁴, B. Stapf¹¹⁸, S. Stapnes¹³⁰, E. A. Starchenko¹⁴⁰, G. H. Stark³⁶, J. Stark⁵⁶, S. H Stark³⁹, P. Staroba¹³⁷, P. Starovoitov^{59a}, S. Stärz³⁵, R. Staszewski⁸², M. Stegler⁴⁴, P. Steinberg²⁹, B. Stelzer¹⁴⁹, H. J. Stelzer³⁵, O. Stelzer-Chilton^{166a}, H. Stenzel⁵⁴, T. J. Stevenson⁹⁰, G. A. Stewart⁵⁵, M. C. Stockton¹²⁷, G. Stoica^{27b}, P. Stolte⁵¹, S. Stonjek¹¹³, A. Straessner⁴⁶, M. E. Stramaglia²⁰, J. Strandberg¹⁵¹, S. Strandberg^{43a,43b}, M. Strauss¹²⁴, P. Strizeneč^{28b}, R. Ströhmer¹⁷⁵, D. M. Strom¹²⁷, R. Stroynowski⁴¹, A. Strubig⁴⁸, S. A. Stucci²⁹, B. Stugu¹⁷, N. A. Styles⁴⁴, D. Su¹⁵⁰, J. Su¹³⁵, S. Suchek^{59a}, Y. Sugaya¹²⁹, M. Suk¹³⁸, V. V. Sulim¹⁰⁸, D. M. S. Sultan⁵², S. Sultansoy^{4c}, T. Sumida⁸³, S. Sun¹⁰³, X. Sun³, K. Suruliz¹⁵³, C. J. E. Suster¹⁵⁴, M. R. Sutton¹⁵³, S. Suzuki⁷⁹, M. Svatos¹³⁷, M. Swiatkowski³⁶, S. P. Swift², A. Sydorenko⁹⁷, I. Sykora^{28a}, T. Sykora¹³⁹, D. Ta⁵⁰, K. Tackmann^{44,ac}, J. Taenzer¹⁵⁹, A. Taffard¹⁶⁹, R. Tafirot^{166a}, E. Tahirovic⁹⁰, N. Taiblum¹⁵⁹, H. Takai²⁹, R. Takashima⁸⁴, E. H. Takasugi¹¹³, K. Takeda⁸⁰, T. Takeshita¹⁴⁷, Y. Takubo⁷⁹, M. Talby⁹⁹, A. A. Talyshv^{120a,120b}, J. Tanaka¹⁶¹, M. Tanaka¹⁶³, R. Tanaka¹²⁸, R. Tanioka⁸⁰, B. B. Tannenwald¹²², S. Tapia Araya^{144b}, S. Tapprogge⁹⁷, A. Tarek Abouelfadl Mohamed¹³², S. Tarem¹⁵⁸, G. Tarna^{27b,e}, G. F. Tartarelli^{66a}, P. Tas¹³⁹, M. Tasevsky¹³⁷, T. Tashiro⁸³, E. Tassi^{40a,40b}, A. Tavares Delgado^{136a,136b}, Y. Tayalati^{34e}, A. C. Taylor¹¹⁶, A. J. Taylor⁴⁸, G. N. Taylor¹⁰², P. T. E. Taylor¹⁰², W. Taylor^{166b}, P. Teixeira-Dias⁹¹, D. Temple¹⁴⁹, H. Ten Kate³⁵, P. K. Teng¹⁵⁵, J. J. Teoh¹²⁹, F. Tepel¹⁸⁰, S. Terada⁷⁹, K. Terashi¹⁶¹, J. Terron⁹⁶, S. Terzo¹⁴, M. Testa⁴⁹, R. J. Teuscher^{165,af}, S. J. Thais¹⁸¹, T. Theveneaux-Pelzer⁴⁴, F. Thiele³⁹, J. P. Thomas²¹, J. Thomas-Wilsker⁹¹, A. S. Thompson⁵⁵, P. D. Thompson²¹, L. A. Thomsen¹⁸¹, E. Thomson¹³³, Y. Tian³⁸, R. E. Ticse Torres⁵¹, V. O. Tikhomirov^{108,ao}, Yu. A. Tikhonov^{120a,120b}, S. Timoshenko¹¹⁰, P. Tipton¹⁸¹, S. Tisserant⁹⁹, K. Todome¹⁶³, S. Todorova-Nova⁵, S. Todt⁴⁶, J. Tojo⁸⁵, S. Tokár^{28a}, K. Tokushuku⁷⁹, E. Tolley¹²², M. Tomoto¹¹⁵, L. Tompkins^{150,r}, K. Toms¹¹⁶, B. Tong⁵⁷, P. Tornambe⁵⁰, E. Torrence¹²⁷, H. Torres⁴⁶, E. Torró Pastor¹⁴⁵

J. Toth^{99,ac}, F. Touchard⁹⁹, D. R. Tovey¹⁴⁶, C. J. Treado¹²¹, T. Trefzger¹⁷⁵, F. Tresoldi¹⁵³, A. Tricoli²⁹, I. M. Trigger^{166a}, S. Trincaz-Duvold¹³², M. F. Tripiana¹⁴, W. Trischuk¹⁶⁵, B. Trocmé⁵⁶, A. Trofymov⁴⁴, C. Troncon^{66a}, M. Trovatelli¹⁷⁴, L. Truong^{32b}, M. Trzebinski⁸², A. Trzupek⁸², K. W. Tsang^{61a}, J. C.-L. Tseng¹³¹, P. V. Tsiarshka¹⁰⁵, N. Tsirintanis⁹, S. Tsiskaridze¹⁴, V. Tsiskaridze⁵⁰, E. G. Tskhadadze^{157a}, I. I. Tsukerman¹⁰⁹, V. Tsulaia¹⁸, S. Tsuno⁷⁹, D. Tsybychev¹⁵², Y. Tu^{61b}, A. Tudorache^{27b}, V. Tudorache^{27b}, T. T. Tulbure^{27a}, A. N. Tuna⁵⁷, S. Turchikhin⁷⁷, D. Turgeman¹⁷⁸, I. Turk Cakir^{4b,v}, R. Turra^{66a}, P. M. Tuts³⁸, G. Ucchielli^{23a,23b}, I. Ueda⁷⁹, M. Ughetto^{43a,43b}, F. Ukegawa¹⁶⁷, G. Unal³⁵, A. Undrus²⁹, G. Unel¹⁶⁹, F. C. Ungaro¹⁰², Y. Unno⁷⁹, K. Uno¹⁶¹, J. Urban^{28b}, P. Urquijo¹⁰², P. Urrejola⁹⁷, G. Usai⁸, J. Usui⁷⁹, L. Vacavant⁹⁹, V. Vacek¹³⁸, B. Vachon¹⁰¹, K. O. H. Vadla¹³⁰, A. Vaidya⁹², C. Valderanis¹¹², E. Valdes Santurio^{43a,43b}, M. Valente⁵², S. Valentineti^{23a,23b}, A. Valero¹⁷², L. Valéry¹⁴, A. Vallier⁵, J. A. Valls Ferrer¹⁷², W. Van Den Wollenberg¹¹⁸, H. Van der Graaf¹¹⁸, P. Van Gemmeren⁶, J. Van Nieuwkoop¹⁴⁹, I. Van Vulpen¹¹⁸, M. C. van Woerden¹¹⁸, M. Vanadia^{71a,71b}, W. Vandelli³⁵, A. Vaniachine¹⁶⁴, P. Vankov¹¹⁸, R. Vari^{70a}, E. W. Varnes⁷, C. Varni^{53b,53a}, T. Varol⁴¹, D. Varouchas¹²⁸, A. Vartapetian⁸, K. E. Varvell¹⁵⁴, G. A. Vasquez^{144b}, J. G. Vasquez¹⁸¹, F. Vazeille³⁷, D. Vazquez Furelos¹⁴, T. Vazquez Schroeder¹⁰¹, J. Veatch⁵¹, L. M. Veloce¹⁶⁵, F. Veloso^{136a,136c}, S. Veneziano^{70a}, A. Ventura^{65a,65b}, M. Venturi¹⁷⁴, N. Venturi³⁵, V. Vercesi^{68a}, M. Verducci^{72a,72b}, W. Verkerke¹¹⁸, A. T. Vermeulen¹¹⁸, J. C. Vermeulen¹¹⁸, M. C. Vetterli^{149,aw}, N. Viaux Maira^{144b}, O. Viazlo⁹⁴, I. Vichou^{171,*}, T. Vickey¹⁴⁶, O. E. Vickey Boeriu¹⁴⁶, G. H. A. Viehhauser¹³¹, S. Viel¹⁸, L. Vigani¹³¹, M. Villa^{23a,23b}, M. Villaplana Perez^{66a,66b}, E. Vilucchi⁴⁹, M. G. Vincker³³, V. B. Vinogradov⁷⁷, A. Vishwakarma⁴⁴, C. Vittori^{23a,23b}, I. Vivarelli¹⁵³, S. Vlachos¹⁰, M. Vogel¹⁸⁰, P. Vokac¹³⁸, G. Volpi¹⁴, S. E. von Buddenbrock^{32c}, E. Von Toerne²⁴, V. Vorobel¹³⁹, K. Vorobev¹¹⁰, M. Vos¹⁷², J. H. Vossebeld⁸⁸, N. Vranjes¹⁶, M. Vranjes Milosavljevic¹⁶, V. Vrba¹³⁸, M. Vreeswijk¹¹⁸, T. Šfiligoj⁸⁹, R. Vuillemet³⁵, I. Vukotic³⁶, T. Ženiš^{28a}, L. Živković¹⁶, P. Wagner²⁴, W. Wagner¹⁸⁰, J. Wagner-Kuhr¹¹², H. Wahlberg⁸⁶, S. Wahrenand⁴⁶, K. Wakamiya⁸⁰, J. Walder⁸⁷, R. Walker¹¹², W. Walkowiak¹⁴⁸, V. Wallangen^{43a,43b}, A. M. Wang⁵⁷, C. Wang^{58b,e}, F. Wang¹⁷⁹, H. Wang¹⁸, H. Wang³, J. Wang¹⁵⁴, J. Wang^{59b}, Q. Wang¹²⁴, R. -J. Wang¹³², R. Wang⁶, S. M. Wang¹⁵⁵, T. Wang³⁸, W. Wang^{155,p}, W. X. Wang^{58a,ag}, Z. Wang^{58c}, C. Wanotayaroj⁴⁴, A. Warburton¹⁰¹, C. P. Ward³¹, D. R. Wardrop⁹², A. Washbrook⁴⁸, P. M. Watkins²¹, A. T. Watson²¹, M. F. Watson²¹, G. Watts¹⁴⁵, S. Watts⁹⁸, B. M. Waugh⁹², A. F. Webb¹¹, S. Webb⁹⁷, M. S. Weber²⁰, S. A. Weber³³, S. M. Weber^{59a}, J. S. Webster⁶, A. R. Weidberg¹³¹, B. Weiner⁶³, J. Weingarten⁵¹, M. Weirich⁹⁷, C. Weiser⁵⁰, P. S. Wells³⁵, T. Wenaus²⁹, T. Wengler³⁵, S. Wenig³⁵, N. Wermes²⁴, M. D. Werner⁷⁶, P. Werner³⁵, M. Wessels^{59a}, T. D. Weston²⁰, K. Whalen¹²⁷, N. L. Whallon¹⁴⁵, A. M. Wharton⁸⁷, A. S. White¹⁰³, A. White⁸, M. J. White¹, R. White^{144b}, D. Whiteson¹⁶⁹, B. W. Whitmore⁸⁷, F. J. Wickens¹⁴¹, W. Wiedenmann¹⁷⁹, M. WIELERS¹⁴¹, C. Wiglesworth³⁹, L. A. M. Wiik-Fuchs⁵⁰, A. Wildauer¹¹³, F. Wilk⁹⁸, H. G. Wilkens³⁵, H. H. Williams¹³³, S. Williams³¹, C. Willis¹⁰⁴, S. Willocq¹⁰⁰, J. A. Wilson²¹, I. Wingerter-Seez⁵, E. Winkels¹⁵³, F. Winklmeier¹²⁷, O. J. Winston¹⁵³, B. T. Winter²⁴, M. Wittgen¹⁵⁰, M. Wobisch⁹³, A. Wolf⁹⁷, T. M. H. Wolf¹¹⁸, R. Wolff⁹⁹, M. W. Wolter⁸², H. Wolters^{136a,136c}, V. W. S. Wong¹⁷³, N. L. Woods¹⁴³, S. D. Worm²¹, B. K. Wosiek⁸², K. W. Woźniak⁸², M. Wu³⁶, S. L. Wu¹⁷⁹, X. Wu⁵², Y. Wu^{58a}, T. R. Wyatt⁹⁸, B. M. Wynne⁴⁸, S. Xella³⁹, Z. Xi¹⁰³, L. Xia^{15b}, D. Xu^{15a}, L. Xu²⁹, T. Xu¹⁴², W. Xu¹⁰³, B. Yabsley¹⁵⁴, S. Yacoob^{32a}, K. Yajima¹²⁹, D. P. Yallup⁹², D. Yamaguchi¹⁶³, Y. Yamaguchi¹⁶³, A. Yamamoto⁷⁹, T. Yamanaka¹⁶¹, F. Yamane⁸⁰, M. Yamatani¹⁶¹, T. Yamazaki¹⁶¹, Y. Yamazaki⁸⁰, Z. Yan²⁵, H. J. Yang^{58c,58d}, H. T. Yang¹⁸, S. Yang⁷⁵, Y. Yang¹⁵⁵, Z. Yang¹⁷, W.-M. Yao¹⁸, Y. C. Yap⁴⁴, Y. Yasu⁷⁹, E. Yatsenko⁵, K. H. Yau Wong²⁴, J. Ye⁴¹, S. Ye²⁹, I. Yeletsikh⁷⁷, E. Yigitbasi²⁵, E. Yildirim⁹⁷, K. Yorita¹⁷⁷, K. Yoshihara¹³³, C. J. S. Young³⁵, C. Young¹⁵⁰, J. Yu⁸, J. Yu⁷⁶, S. P. Y. Yuen²⁴, I. Yusuff^{31,a}, B. Zabinski⁸², G. Zacharis¹⁰, R. Zaidan¹⁴, A. M. Zaitsev^{140,an}, N. Zakharchuk⁴⁴, J. Zalieckas¹⁷, A. Zaman¹⁵², S. Zambito⁵⁷, D. Zanzi³⁵, C. Zeitnitz¹⁸⁰, G. Zemaityte¹³¹, J. C. Zeng¹⁷¹, Q. Zeng¹⁵⁰, O. Zenin¹⁴⁰, D. Zerwas¹²⁸, D. F. Zhang^{58b}, D. Zhang¹⁰³, F. Zhang¹⁷⁹, G. Zhang^{58a,ag}, H. Zhang¹²⁸, J. Zhang⁶, L. Zhang⁵⁰, L. Zhang^{58a}, M. Zhang¹⁷¹, P. Zhang^{15c}, R. Zhang^{58a,e}, R. Zhang²⁴, X. Zhang^{58b}, Y. Zhang^{15d}, Z. Zhang¹²⁸, X. Zhao⁴¹, Y. Zhao^{58b,128,aj}, Z. Zhao^{58a}, A. Zhemchugov⁷⁷, B. Zhou¹⁰³, C. Zhou¹⁷⁹, L. Zhou⁴¹, M. S. Zhou^{15d}, M. Zhou¹⁵², N. Zhou^{58c}, Y. Zhou⁷, C. G. Zhu^{58b}, H. Zhu^{15a}, J. Zhu¹⁰³, Y. Zhu^{58a}, X. Zhuang^{15a}, K. Zhukov¹⁰⁸, V. Zhulanov^{120a,120b}, A. Zibell¹⁷⁵, D. Zieminska⁶³, N. I. Zimine⁷⁷, S. Zimmermann⁵⁰, Z. Zinonos¹¹³, M. Zinser⁹⁷, M. Ziolkowski¹⁴⁸, G. Zobernig¹⁷⁹, A. Zoccoli^{23a,23b}, R. Zou³⁶, M. Zur Nedden¹⁹, L. Zwalinski³⁵

¹ Department of Physics, University of Adelaide, Adelaide, Australia

² Physics Department, SUNY Albany, Albany, NY, USA

³ Department of Physics, University of Alberta, Edmonton, AB, Canada

⁴ (a)Department of Physics, Ankara University, Ankara, Turkey; (b)Istanbul Aydin University, Istanbul, Turkey; (c)Division of Physics, TOBB University of Economics and Technology, Ankara, Turkey

⁵ LAPP, Université Grenoble Alpes, Université Savoie Mont Blanc, CNRS/IN2P3, Annecy, France

⁶ High Energy Physics Division, Argonne National Laboratory, Argonne, IL, USA

- 7 Department of Physics, University of Arizona, Tucson, AZ, USA
- 8 Department of Physics, University of Texas at Arlington, Arlington, TX, USA
- 9 Physics Department, National and Kapodistrian University of Athens, Athens, Greece
- 10 Physics Department, National Technical University of Athens, Zografou, Greece
- 11 Department of Physics, University of Texas at Austin, Austin, TX, USA
- 12 (a) Bahcesehir University, Faculty of Engineering and Natural Sciences, Istanbul, Turkey; (b) Istanbul Bilgi University, Faculty of Engineering and Natural Sciences, Istanbul, Turkey; (c) Department of Physics, Bogazici University, Istanbul, Turkey; (d) Department of Physics Engineering, Gaziantep University, Gaziantep, Turkey
- 13 Institute of Physics, Azerbaijan Academy of Sciences, Baku, Azerbaijan
- 14 Institut de Física d'Altes Energies (IFAE), Barcelona Institute of Science and Technology, Barcelona, Spain
- 15 (a) Institute of High Energy Physics, Chinese Academy of Sciences, Beijing, China; (b) Physics Department, Tsinghua University, Beijing, China; (c) Department of Physics, Nanjing University, Nanjing, China; (d) University of Chinese Academy of Science (UCAS), Beijing, China
- 16 Institute of Physics, University of Belgrade, Belgrade, Serbia
- 17 Department for Physics and Technology, University of Bergen, Bergen, Norway
- 18 Physics Division, Lawrence Berkeley National Laboratory and University of California, Berkeley, CA, USA
- 19 Institut für Physik, Humboldt Universität zu Berlin, Berlin, Germany
- 20 Albert Einstein Center for Fundamental Physics and Laboratory for High Energy Physics, University of Bern, Bern, Switzerland
- 21 School of Physics and Astronomy, University of Birmingham, Birmingham, UK
- 22 Centro de Investigaciones, Universidad Antonio Nariño, Bogota, Colombia
- 23 (a) Dipartimento di Fisica e Astronomia, Università di Bologna, Bologna, Italy; (b) INFN Sezione di Bologna, Bologna, Italy
- 24 Physikalisches Institut, Universität Bonn, Bonn, Germany
- 25 Department of Physics, Boston University, Boston, MA, USA
- 26 Department of Physics, Brandeis University, Waltham, MA, USA
- 27 (a) Transilvania University of Brasov, Brasov, Romania; (b) Horia Hulubei National Institute of Physics and Nuclear Engineering, Bucharest, Romania; (c) Department of Physics, Alexandru Ioan Cuza University of Iasi, Iasi, Romania; (d) Physics Department, National Institute for Research and Development of Isotopic and Molecular Technologies, Cluj-Napoca, Romania; (e) University Politehnica Bucharest, Bucharest, Romania; (f) West University in Timisoara, Timisoara, Romania
- 28 (a) Faculty of Mathematics, Physics and Informatics, Comenius University, Bratislava, Slovakia; (b) Department of Subnuclear Physics, Institute of Experimental Physics of the Slovak Academy of Sciences, Kosice, Slovak Republic
- 29 Physics Department, Brookhaven National Laboratory, Upton, NY, United States of America
- 30 Departamento de Física, Universidad de Buenos Aires, Buenos Aires, Argentina
- 31 Cavendish Laboratory, University of Cambridge, Cambridge, UK
- 32 (a) Department of Physics, University of Cape Town, Cape Town, South Africa; (b) Department of Mechanical Engineering Science, University of Johannesburg, Johannesburg, South Africa; (c) School of Physics, University of the Witwatersrand, Johannesburg, South Africa
- 33 Department of Physics, Carleton University, Ottawa, ON, Canada
- 34 (a) Faculté des Sciences Ain Chock, Réseau Universitaire de Physique des Hautes Energies, Université Hassan II, Casablanca, Morocco; (b) Centre National de l'Energie des Sciences Techniques Nucleaires (CNESTEN), Rabat, Morocco; (c) Faculté des Sciences Semlalia, Université Cadi Ayyad, LPHEA-Marrakech, Marrakesh, Morocco; (d) Faculté des Sciences, Université Mohamed Premier and LTPM, Oujda, Morocco; (e) Faculté des sciences, Université Mohammed V, Rabat, Morocco
- 35 CERN, Geneva, Switzerland
- 36 Enrico Fermi Institute, University of Chicago, Chicago, IL, USA
- 37 LPC, Université Clermont Auvergne, CNRS/IN2P3, Clermont-Ferrand, France
- 38 Nevis Laboratory, Columbia University, Irvington, NY, United States of America
- 39 Niels Bohr Institute, University of Copenhagen, Copenhagen, Denmark
- 40 (a) Dipartimento di Fisica, Università della Calabria, Rende, Italy; (b) INFN Gruppo Collegato di Cosenza, Laboratori Nazionali di Frascati, Frascati, Italy
- 41 Physics Department, Southern Methodist University, Dallas, TX, United States of America

- 42 Physics Department, University of Texas at Dallas, Richardson, TX, United States of America
- 43 (a)Department of Physics, Stockholm University, Stockholm, Sweden; (b)Oskar Klein Centre, Stockholm, Sweden
- 44 Deutsches Elektronen-Synchrotron DESY, Hamburg and Zeuthen, Zeuthen, Germany
- 45 Lehrstuhl für Experimentelle Physik IV, Technische Universität Dortmund, Dortmund, Germany
- 46 Institut für Kern- und Teilchenphysik, Technische Universität Dresden, Dresden, Germany
- 47 Department of Physics, Duke University, Durham, NC, United States of America
- 48 SUPA - School of Physics and Astronomy, University of Edinburgh, Edinburgh, United Kingdom
- 49 INFN e Laboratori Nazionali di Frascati, Frascati, Italy
- 50 Physikalisches Institut, Albert-Ludwigs-Universität Freiburg, Freiburg, Germany
- 51 II Physikalisches Institut, Georg-August-Universität Göttingen, Göttingen, Germany
- 52 Département de Physique Nucléaire et Corpusculaire, Université de Genève, Geneva, Switzerland
- 53 (a)Dipartimento di Fisica, Università di Genova, Genova, Italy; (b)INFN Sezione di Genova, Genova, Italy
- 54 II. Physikalisches Institut, Justus-Liebig-Universität Giessen, Giessen, Germany
- 55 SUPA - School of Physics and Astronomy, University of Glasgow, Glasgow, United Kingdom
- 56 LPSC, Université Grenoble Alpes, CNRS/IN2P3, Grenoble INP, Grenoble, France
- 57 Laboratory for Particle Physics and Cosmology, Harvard University, Cambridge, MA, United States of America
- 58 (a)Department of Modern Physics and State Key Laboratory of Particle Detection and Electronics, University of Science and Technology of China, Hefei, China; (b)Institute of Frontier and Interdisciplinary Science and Key Laboratory of Particle Physics and Particle Irradiation (MOE), Shandong University, Qingdao, China; (c)School of Physics and Astronomy, Shanghai Jiao Tong University, KLPPAC-MoE, SKLPPC, Shanghai, China; (d)Tsung-Dao Lee Institute, Shanghai, China
- 59 (a)Kirchhoff-Institut für Physik, Ruprecht-Karls-Universität Heidelberg, Heidelberg, Germany; (b)Physikalisches Institut, Ruprecht-Karls-Universität Heidelberg, Heidelberg, Germany
- 60 Faculty of Applied Information Science, Hiroshima Institute of Technology, Hiroshima, Japan
- 61 (a)Department of Physics, Chinese University of Hong Kong, Shatin, N.T., Hong Kong; (b)Department of Physics, University of Hong Kong, Hong Kong, China; (c)Department of Physics and Institute for Advanced Study, Hong Kong University of Science and Technology, Clear Water Bay, Kowloon, Hong Kong, China
- 62 Department of Physics, National Tsing Hua University, Hsinchu, Taiwan
- 63 Department of Physics, Indiana University, Bloomington, IN, USA
- 64 (a)INFN Gruppo Collegato di Udine, Sezione di Trieste, Udine, Italy; (b)ICTP, Trieste, Italy; (c)Dipartimento di Chimica, Fisica e Ambiente, Università di Udine, Udine, Italy
- 65 (a)INFN Sezione di Lecce, Zona Monte, Italy; (b)Dipartimento di Matematica e Fisica, Università del Salento, Lecce, Italy
- 66 (a)INFN Sezione di Milano, Milan, Italy; (b)Dipartimento di Fisica, Università di Milano, Milan, Italy
- 67 (a)INFN Sezione di Napoli, Napoli, Italy; (b)Dipartimento di Fisica, Università di Napoli, Napoli, Italy
- 68 (a)INFN Sezione di Pavia, Pavia, Italy; (b)Dipartimento di Fisica, Università di Pavia, Pavia, Italy
- 69 (a)INFN Sezione di Pisa, Pisa, Italy; (b)Dipartimento di Fisica E. Fermi, Università di Pisa, Pisa, Italy
- 70 (a)INFN Sezione di Roma, Rome, Italy; (b)Dipartimento di Fisica, Sapienza Università di Roma, Rome, Italy
- 71 (a)INFN Sezione di Roma Tor Vergata, Rome, Italy; (b)Dipartimento di Fisica, Università di Roma Tor Vergata, Rome, Italy
- 72 (a)INFN Sezione di Roma Tre, Rome, Italy; (b)Dipartimento di Matematica e Fisica, Università Roma Tre, Rome, Italy
- 73 (a)INFN-TIFPA, Povo, Italy; (b)Università degli Studi di Trento, Trento, Italy
- 74 Institut für Astro- und Teilchenphysik, Leopold-Franzens-Universität, Innsbruck, Austria
- 75 University of Iowa, Iowa City, IA, USA
- 76 Department of Physics and Astronomy, Iowa State University, Ames, IA, USA
- 77 Joint Institute for Nuclear Research, Dubna, Russia
- 78 (a)Departamento de Engenharia Elétrica, Universidade Federal de Juiz de Fora (UFJF), Juiz de Fora, Brazil ; (b)Universidade Federal do Rio De Janeiro COPPE/EE/IF, Rio de Janeiro, Brazil; (c)Universidade Federal de São João del Rei (UFSJ), São João del Rei, Brazil; (d)Instituto de Física, Universidade de São Paulo, São Paulo, Brazil
- 79 KEK, High Energy Accelerator Research Organization, Tsukuba, Japan
- 80 Graduate School of Science, Kobe University, Kobe, Japan
- 81 (a)Faculty of Physics and Applied Computer Science, AGH University of Science and Technology, Krakow, Poland ; (b)Marian Smoluchowski Institute of Physics, Jagiellonian University, Krakow, Poland

- 82 Institute of Nuclear Physics Polish Academy of Sciences, Krakow, Poland
- 83 Faculty of Science, Kyoto University, Kyoto, Japan
- 84 Kyoto University of Education, Kyoto, Japan
- 85 Research Center for Advanced Particle Physics and Department of Physics, Kyushu University, Fukuoka, Japan
- 86 Instituto de Física La Plata, Universidad Nacional de La Plata and CONICET, La Plata, Argentina
- 87 Physics Department, Lancaster University, Lancaster, UK
- 88 Oliver Lodge Laboratory, University of Liverpool, Liverpool, UK
- 89 Department of Experimental Particle Physics, Jožef Stefan Institute and Department of Physics, University of Ljubljana, Ljubljana, Slovenia
- 90 School of Physics and Astronomy, Queen Mary University of London, London, UK
- 91 Department of Physics, Royal Holloway University of London, Egham, UK
- 92 Department of Physics and Astronomy, University College London, London, UK
- 93 Louisiana Tech University, Ruston, LA, USA
- 94 Fysiska institutionen, Lunds universitet, Lund, Sweden
- 95 Centre de Calcul de l'Institut National de Physique Nucléaire et de Physique des Particules (IN2P3), Villeurbanne, France
- 96 Departamento de Física Teórica C-15 and CIAFF, Universidad Autónoma de Madrid, Madrid, Spain
- 97 Institut für Physik, Universität Mainz, Mainz, Germany
- 98 School of Physics and Astronomy, University of Manchester, Manchester, UK
- 99 CPPM, Aix-Marseille Université, CNRS/IN2P3, Marseille, France
- 100 Department of Physics, University of Massachusetts, Amherst, MA, USA
- 101 Department of Physics, McGill University, Montreal, QC, Canada
- 102 School of Physics, University of Melbourne, Melbourne, VIC, Australia
- 103 Department of Physics, University of Michigan, Ann Arbor, MI, USA
- 104 Department of Physics and Astronomy, Michigan State University, East Lansing, MI, USA
- 105 B.I. Stepanov Institute of Physics, National Academy of Sciences of Belarus, Minsk, Belarus
- 106 Research Institute for Nuclear Problems of Byelorussian State University, Minsk, Belarus
- 107 Group of Particle Physics, University of Montreal, Montreal, QC, Canada
- 108 P.N. Lebedev Physical Institute of the Russian Academy of Sciences, Moscow, Russia
- 109 Institute for Theoretical and Experimental Physics (ITEP), Moscow, Russia
- 110 National Research Nuclear University MEPhI, Moscow, Russia
- 111 D.V. Skobeltsyn Institute of Nuclear Physics, M.V. Lomonosov Moscow State University, Moscow, Russia
- 112 Fakultät für Physik, Ludwig-Maximilians-Universität München, Munich, Germany
- 113 Max-Planck-Institut für Physik (Werner-Heisenberg-Institut), Munich, Germany
- 114 Nagasaki Institute of Applied Science, Nagasaki, Japan
- 115 Graduate School of Science and Kobayashi-Maskawa Institute, Nagoya University, Nagoya, Japan
- 116 Department of Physics and Astronomy, University of New Mexico, Albuquerque, NM, USA
- 117 Institute for Mathematics, Astrophysics and Particle Physics, Radboud University Nijmegen/Nikhef, Nijmegen, Netherlands
- 118 Nikhef National Institute for Subatomic Physics, University of Amsterdam, Amsterdam, Netherlands
- 119 Department of Physics, Northern Illinois University, DeKalb, IL, USA
- 120 (a) Budker Institute of Nuclear Physics, SB RAS, Novosibirsk, Russia; (b) Novosibirsk State University, Novosibirsk, Russia
- 121 Department of Physics, New York University, New York, NY, USA
- 122 Ohio State University, Columbus, OH, USA
- 123 Faculty of Science, Okayama University, Okayama, Japan
- 124 Homer L. Dodge Department of Physics and Astronomy, University of Oklahoma, Norman, OK, USA
- 125 Department of Physics, Oklahoma State University, Stillwater, OK, USA
- 126 Palacký University, RCPTM, Joint Laboratory of Optics, Olomouc, Czech Republic
- 127 Center for High Energy Physics, University of Oregon, Eugene, OR, USA
- 128 LAL, Université Paris-Sud, CNRS/IN2P3, Université Paris-Saclay, Orsay, France
- 129 Graduate School of Science, Osaka University, Osaka, Japan
- 130 Department of Physics, University of Oslo, Oslo, Norway

- 131 Department of Physics, Oxford University, Oxford, UK
- 132 LPNHE, Sorbonne Université, Paris Diderot Sorbonne Paris Cité, CNRS/IN2P3 Paris, France
- 133 Department of Physics, University of Pennsylvania, Philadelphia, PA, USA
- 134 Konstantinov Nuclear Physics Institute of National Research Centre “Kurchatov Institute”, PNPI, St. Petersburg, Russia
- 135 Department of Physics and Astronomy, University of Pittsburgh, Pittsburgh, PA, USA
- 136 ^(a)Laboratório de Instrumentação e Física Experimental de Partículas-LIP, Lisbon, Portugal; ^(b)Departamento de Física, Faculdade de Ciências, Universidade de Lisboa, Lisbon, Portugal; ^(c)Departamento de Física, Universidade de Coimbra, Coimbra, Portugal; ^(d)Centro de Física Nuclear da Universidade de Lisboa, Lisbon, Portugal; ^(e)Departamento de Física, Universidade do Minho, Braga, Portugal; ^(f)Departamento de Física Teórica y del Cosmos, Universidad de Granada, Granada, Spain; ^(g)Dep Física and CEFITEC of Faculdade de Ciências e Tecnologia, Universidade Nova de Lisboa, Caparica, Portugal
- 137 Institute of Physics, Academy of Sciences of the Czech Republic, Prague, Czech Republic
- 138 Czech Technical University in Prague, Prague, Czech Republic
- 139 Faculty of Mathematics and Physics, Charles University, Prague, Czech Republic
- 140 State Research Center Institute for High Energy Physics, NRC KI, Protvino, Russia
- 141 Particle Physics Department, Rutherford Appleton Laboratory, Didcot, UK
- 142 IRFU, CEA, Université Paris-Saclay, Gif-sur-Yvette, France
- 143 Santa Cruz Institute for Particle Physics, University of California Santa Cruz, Santa Cruz, CA, USA
- 144 ^(a)Departamento de Física, Pontificia Universidad Católica de Chile, Santiago, Chile; ^(b)Departamento de Física, Universidad Técnica Federico Santa María, Valparaíso, Chile
- 145 Department of Physics, University of Washington, Seattle, WA, USA
- 146 Department of Physics and Astronomy, University of Sheffield, Sheffield, UK
- 147 Department of Physics, Shinshu University, Nagano, Japan
- 148 Department Physik, Universität Siegen, Siegen, Germany
- 149 Department of Physics, Simon Fraser University, Burnaby, BC, Canada
- 150 SLAC National Accelerator Laboratory, Stanford, CA, USA
- 151 Physics Department, Royal Institute of Technology, Stockholm, Sweden
- 152 Departments of Physics and Astronomy, Stony Brook University, Stony Brook, NY, USA
- 153 Department of Physics and Astronomy, University of Sussex, Brighton, UK
- 154 School of Physics, University of Sydney, Sydney, Australia
- 155 Institute of Physics, Academia Sinica, Taipei, Taiwan
- 156 Academia Sinica Grid Computing, Institute of Physics, Academia Sinica, Taipei, Taiwan
- 157 ^(a)E. Andronikashvili Institute of Physics, Iv. Javakishvili Tbilisi State University, Tbilisi, Georgia; ^(b)High Energy Physics Institute, Tbilisi State University, Tbilisi, Georgia
- 158 Department of Physics, Technion: Israel Institute of Technology, Haifa, Israel
- 159 Raymond and Beverly Sackler School of Physics and Astronomy, Tel Aviv University, Tel Aviv, Israel
- 160 Department of Physics, Aristotle University of Thessaloniki, Thessaloniki, Greece
- 161 International Center for Elementary Particle Physics and Department of Physics, University of Tokyo, Tokyo, Japan
- 162 Graduate School of Science and Technology, Tokyo Metropolitan University, Tokyo, Japan
- 163 Department of Physics, Tokyo Institute of Technology, Tokyo, Japan
- 164 Tomsk State University, Tomsk, Russia
- 165 Department of Physics, University of Toronto, Toronto, ON, Canada
- 166 ^(a)TRIUMF, Vancouver, BC, Canada; ^(b)Department of Physics and Astronomy, York University, Toronto, ON, Canada
- 167 Division of Physics and Tomonaga Center for the History of the Universe, Faculty of Pure and Applied Sciences, University of Tsukuba, Tsukuba, Japan
- 168 Department of Physics and Astronomy, Tufts University, Medford, MA, USA
- 169 Department of Physics and Astronomy, University of California Irvine, Irvine, CA, USA
- 170 Department of Physics and Astronomy, University of Uppsala, Uppsala, Sweden
- 171 Department of Physics, University of Illinois, Urbana, IL, USA
- 172 Instituto de Física Corpuscular (IFIC), Centro Mixto Universidad de Valencia - CSIC, Valencia, Spain
- 173 Department of Physics, University of British Columbia, Vancouver, BC, Canada
- 174 Department of Physics and Astronomy, University of Victoria, Victoria, BC, Canada
- 175 Fakultät für Physik und Astronomie, Julius-Maximilians-Universität Würzburg, Würzburg, Germany

- 176 Department of Physics, University of Warwick, Coventry, UK
- 177 Waseda University, Tokyo, Japan
- 178 Department of Particle Physics, Weizmann Institute of Science, Rehovot, Israel
- 179 Department of Physics, University of Wisconsin, Madison, WI, USA
- 180 Fakultät für Mathematik und Naturwissenschaften, Fachgruppe Physik, Bergische Universität Wuppertal, Wuppertal, Germany
- 181 Department of Physics, Yale University, New Haven, CT, USA
- 182 Yerevan Physics Institute, Yerevan, Armenia
- ^a Also at Department of Physics, University of Malaya, Kuala Lumpur; Malaysia.
- ^b Also at Borough of Manhattan Community College, City University of New York, NY; United States of America.
- ^c Also at Centre for High Performance Computing, CSIR Campus, Rosebank, Cape Town; South Africa.
- ^d Also at CERN, Geneva; Switzerland.
- ^e Also at CPPM, Aix-Marseille Université, CNRS/IN2P3, Marseille; France.
- ^f Also at Département de Physique Nucléaire et Corpusculaire, Université de Genève, Geneva; Switzerland.
- ^g Also at Departament de Física de la Universitat Autònoma de Barcelona, Barcelona; Spain.
- ^h Also at Departamento de Física Teórica y del Cosmos, Universidad de Granada, Granada (Spain); Spain.
- ⁱ Also at Department of Applied Physics and Astronomy, University of Sharjah, Sharjah; United Arab Emirates.
- ^j Also at Department of Financial and Management Engineering, University of the Aegean, Chios; Greece.
- ^k Also at Department of Physics and Astronomy, University of Louisville, Louisville, KY; USA.
- ^l Also at Department of Physics and Astronomy, University of Sheffield, Sheffield; UK.
- ^m Also at Department of Physics, California State University, Fresno CA; USA.
- ⁿ Also at Department of Physics, California State University, Sacramento CA; USA.
- ^o Also at Department of Physics, King's College London, London; UK.
- ^p Also at Department of Physics, Nanjing University, Nanjing; China.
- ^q Also at Department of Physics, St. Petersburg State Polytechnical University, St. Petersburg; Russia.
- ^r Also at Department of Physics, Stanford University, Stanford; USA.
- ^s Also at Department of Physics, University of Fribourg, Fribourg; Switzerland.
- ^t Also at Department of Physics, University of Michigan, Ann Arbor MI; USA.
- ^u Also at Dipartimento di Fisica E. Fermi, Università di Pisa, Pisa; Italy.
- ^v Also at Giresun University, Faculty of Engineering, Giresun; Turkey.
- ^w Also at Graduate School of Science, Osaka University, Osaka; Japan.
- ^x Also at Hellenic Open University, Patras; Greece.
- ^y Also at Horia Hulubei National Institute of Physics and Nuclear Engineering, Bucharest; Romania.
- ^z Also at II Physikalisches Institut, Georg-August-Universität Göttingen, Göttingen; Germany.
- ^{aa} Also at Institutio Catalana de Recerca i Estudis Avancats, ICREA, Barcelona; Spain.
- ^{ab} Also at Institut de Física d'Altes Energies (IFAE), Barcelona Institute of Science and Technology, Barcelona; Spain.
- ^{ac} Also at Institut für Experimentalphysik, Universität Hamburg, Hamburg; Germany.
- ^{ad} Also at Institute for Mathematics, Astrophysics and Particle Physics, Radboud University Nijmegen/Nikhef, Nijmegen; The Netherlands.
- ^{ae} Also at Institute for Particle and Nuclear Physics, Wigner Research Centre for Physics, Budapest; Hungary.
- ^{af} Also at Institute of Particle Physics (IPP); Canada.
- ^{ag} Also at Institute of Physics, Academia Sinica, Taipei; Taiwan.
- ^{ah} Also at Institute of Physics, Azerbaijan Academy of Sciences, Baku; Azerbaijan.
- ^{ai} Also at Institute of Theoretical Physics, Ilia State University, Tbilisi; Georgia.
- ^{aj} Also at LAL, Université Paris-Sud, CNRS/IN2P3, Université Paris-Saclay, Orsay; France.
- ^{ak} Also at Louisiana Tech University, Ruston LA; USA.
- ^{al} Also at LPNHE, Sorbonne Université, Paris Diderot Sorbonne Paris Cité, CNRS/IN2P3, Paris; France.
- ^{am} Also at Manhattan College, New York NY; USA.
- ^{an} Also at Moscow Institute of Physics and Technology State University, Dolgoprudny; Russia.
- ^{ao} Also at National Research Nuclear University MEPhI, Moscow; Russia.
- ^{ap} Also at Near East University, Nicosia, North Cyprus, Mersin; Turkey.
- ^{aq} Also at Ochadai Academic Production, Ochanomizu University, Tokyo; Japan.

^{ar} Also at Physikalisches Institut, Albert-Ludwigs-Universität Freiburg, Freiburg; Germany.

^{as} Also at School of Physics, Sun Yat-sen University, Guangzhou; China.

^{at} Also at The City College of New York, New York NY; USA.

^{au} Also at The Collaborative Innovation Center of Quantum Matter (CICQM), Beijing; China.

^{av} Also at Tomsk State University, Tomsk, and Moscow Institute of Physics and Technology State University, Dolgoprudny; Russia.

^{aw} Also at TRIUMF, Vancouver BC; Canada.

^{ax} Also at Università di Napoli Parthenope, Napoli; Italy

* Deceased